



Bureau of Justice Statistics

Law Enforcement Management and Administrative Statistics, 2000: Data for Individual State and Local Agencies with 100 or More Officers

Personnel

Expenditures and pay

Operations

Community policing

Policies and programs

Equipment

Computers and information systems



Law Enforcement Management and Administrative Statistics, 2000: Data for Individual State and Local Agencies with 100 or More Officers

**By Brian A. Reaves, Ph.D.
and Matthew J. Hickman**
BJS Statisticians

March 2004, NCJ 203350

U.S. Department of Justice
Bureau of Justice Statistics

Lawrence A. Greenfeld
Director

Brian Reaves, Ph.D. and Matthew
Hickman, BJS statisticians, prepared
this report. Thomas Hester edited it.

The Office of Community Oriented
Policing Services (COPS), U.S. Depart-
ment of Justice, provided partial
funding for the 2000 LEMAS survey.
Debra Cohen, Ph.D. and Matthew
Scheider, Ph.D. of COPS, assisted with
questionnaire development. More infor-
mation on COPS can be obtained at
their web site <www.usdoj.gov/cops>.

The data were collected and processed
by the U.S. Census Bureau, with assis-
tance from BJS. Census Bureau staff,
under the supervision of Latrice
Brogsdale-Davis and Charlene Sebold
included Theresa Reitz, Martha
Greene, Patricia Torreyson, Bill Bryner,
and Paula Kinard.

Contents

Tables with data for individual agencies	iv
Highlights	v
Foreword	ix
Introduction	x
Table A. Number of agencies, by State and type	xi
Table B. Agencies with 1,000 or more full-time sworn personnel including 500 or more officers responding to calls for service	xii
Table C. Summary data, by type of agency	xiii
Data for individual agencies	
I Personnel	1
II Expenditures and pay	49
III Operations	73
IV Community policing	109
V Policies and programs	133
VI Equipment	157
VII Computers and information systems	205
VIII State agencies	241
Appendix	
Questionnaire	261

Tables with data for individual agencies

SECTION I. PERSONNEL

Number of full-time employees, sworn personnel, officers responding to calls, and percent change since 1996 in number of full-time employees, 2000

- 1a. Local agencies, 1
- 1b. State agencies, 241

Number of full-time and part-time sworn employees, percent of authorized full-time sworn personnel employed, and primary job function of full-time sworn personnel, 2000

- 2a. Local agencies, 13
- 2b. State agencies, 242

Gender, race, and ethnicity of full-time sworn personnel, 2000

- 3a. Local agencies, 25
- 3b. State agencies, 243

Training requirements for new officer recruits and in-service officers, minimum education requirement for new officer recruits, and education-related incentives for officers, 2000

- 4a. Local agencies, 37
- 4b. State agencies, 244

SECTION II. EXPENDITURES AND PAY

Operating budgets and asset forfeiture receipts, 2000

- 5a. Local agencies, 49
- 5b. State agencies, 245

Starting salaries, collective bargaining, and special pay, 2000

- 6a. Local agencies, 61
- 6b. State agencies, 246

SECTION III. OPERATIONS

Number of district/precinct stations, types of routine patrol used, and types of emergency 9-1-1 and dispatch systems used, 2000

- 7a. Local agencies, 73
- 7b. State agencies, 247

Training academy operation, special operations functions, and drug enforcement activities, 2000

- 8a. Local agencies, 85
- 8b. State agencies, 248

Court-related functions and detention facilities, 2000

- 9a. Local agencies, 97
- 9b. State agencies, 249

SECTION IV. COMMUNITY POLICING

Community policing plans, training, personnel, and facilities, 2000

- 10a. Local agencies, 109
- 10b. State agencies, 250

Community policing activities and policies, 2000

- 11a. Local agencies, 121
- 11b. State agencies, 251

SECTION V. POLICIES AND PROGRAMS

Special units, specially designated personnel, or special policies and procedures to address youth and family problems, 2000

- 12a. Local agencies, 133
- 12b. State agencies, 252

Additional tasks or problems addressed by special units, specially designated personnel, or special policies and procedures, 2000

- 13a. Local agencies, 145
- 13b. State agencies, 253

SECTION VI. EQUIPMENT

Number of vehicles operated, marked vehicle use policies, and number of animals maintained, 2000

- 14a. Local agencies, 157
- 14b. State agencies, 254

Type and caliber of sidearms authorized, body armor requirements for patrol officers, and supply or cash allowance for equipment, 2000

- 15a. Local agencies, 169
- 15b. State agencies, 255

Types of nonlethal weapons authorized for use by officers, 2000

- 16a. Local agencies, 181
- 16b. State agencies, 256

Use of video cameras, night vision/electro-optic equipment, and vehicle stopping/tracking devices, 2000

- 17a. Local agencies, 193
- 17b. State agencies, 257

SECTION VII. COMPUTERS AND INFORMATION SYSTEMS

Use of in-field computers, automated fingerprint identification systems (AFIS), and digital imaging, 2000

- 18a. Local agencies, 205
- 18b. State agencies, 258

Functions of computers, 2000

- 19a. Local agencies, 217
- 19b. State agencies, 259

Computerized information files, 2000

- 20a. Local agencies, 229
- 20b. State agencies, 260

Highlights

Based on the 2000 Law Enforcement Management and Administrative Statistics survey, this volume describes more than 800 State and local law enforcement agencies with 100 or more full-time sworn personnel. Topics covered include personnel, expenditures and pay, operations, community policing, policies and programs, equipment, and computerization.

Included among these larger law enforcement agencies are 501 municipal police departments, 222 sheriffs' offices, 32 county police departments, and the 49 primary State law enforcement agencies. Collectively, these agencies employed approximately 402,000 full-time sworn personnel, including 241,000 uniformed officers assigned to respond to calls for service.

Personnel

On average, larger municipal police departments employed 22 full-time sworn personnel per 10,000 residents. County police departments and sheriffs' offices employed an average of 11 and 10 officers per 10,000 residents, respectively. State law enforcement agencies employed an average of 2 officers per 10,000 residents.

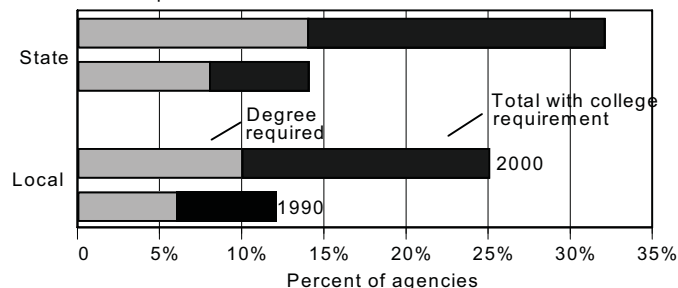
From 1996 to 2000 the median percentage increase in number of full-time sworn personnel was higher in county police departments (11%) and sheriffs' offices (10%) than in municipal police (5%) or State agencies (5%). Sheriffs' offices had an 18% median increase in civilian personnel, compared to 7% for municipal and county police, and 10% for State law enforcement agencies.

Seventy-two percent of the sworn personnel in State law enforcement agencies were uniformed officers assigned to respond to calls for service, compared to 61% in county and municipal police departments, and 47% in sheriffs' offices. The latter had more officers handling duties related to jail operations (19%), court security (8%), and process serving (4%) duties.

Fourteen percent of the officers in larger municipal police departments

State and local law enforcement agencies with a college requirement for new officers, 1990 and 2000

Agencies with 100 or more full-time sworn personnel



and sheriffs' offices were women, as were 12% of county police officers. Women accounted for 6% of the officers in State agencies. From 1990 to 2000, the average percentage of female officers increased for each type of agency except sheriffs' offices.

In 2000, 32% of the officers in larger municipal police departments were members of a racial or ethnic minority, compared to 23% in county police departments, 22% in sheriffs' offices, and 16% in State agencies. For each agency type, the average minority percentage was higher in 2000 than 1990.

Nearly all larger law enforcement agencies used background investigations, criminal record checks, driving record checks, medical exams, and personal interviews to screen officer recruits. State agencies (94%) and county police departments (90%) were more likely to use credit history checks than municipal police (79%) or sheriffs' offices (73%). County police (97%) were the most likely to use drug tests and State agencies (76%) the least likely. State agencies were the most likely to use written aptitude (92%) and physical agility (90%) tests and sheriffs' offices (65% and 59%) the least likely.

About 1 in 3 State agencies had a college requirement for new officers, with 12% requiring a 2-year degree and 2%, a 4-year degree. About 1 in 4 municipal and county police departments had a college requirement, with about 1 in 10 requiring a degree. In 6% of county police departments and 2% of

municipal police departments, a 4-year degree was required. About 1 in 7 sheriffs' offices had a college requirement, including 6% that required a 2-year degree. Overall, larger law enforcement agencies were about twice as likely to have a college requirement in 2000 as in 1990.

The median number of academy training hours required for new officers was higher in State law enforcement agencies (960) and county police departments (896), than in municipal police departments (720) or sheriffs' offices (640). The median number of field training hours required was slightly higher in municipal police departments (520) than for other agency types (480).

Budget and pay

Sheriff's offices and State agencies had annual operating budgets of about \$108,000 per officer, compared to \$90,237 for county police and \$83,638 for municipal police. From 1990 to 2000, inflation-adjusted operating costs per officer rose 38% for State agencies, 30% for sheriffs' offices, 27% for county police, and 21% for municipal police.

In 2000 median annual per resident operating costs were \$173 for municipal police, \$112 for county police, \$85 for sheriffs' offices, and \$25 for State agencies. Compared to 1990, inflation-adjusted operating costs per resident were up 25% for municipal police, 120% for county police, 30% for sheriffs' offices, and 25% for State agencies.

In 2000 average starting salaries for entry-level officers ranged from \$33,233 in municipal police departments to \$29,280 in sheriffs' offices. Compared to 1990, inflation-adjusted starting salaries were up 5% in State agencies, municipal police departments, and sheriffs' offices, but unchanged in county police departments.

In 2000 nearly three-fourths of municipal police departments (72%) authorized collective bargaining for officers compared to about half of county police departments (52%) and State agencies (51%). Sheriffs' offices (42%) were less likely to allow collective bargaining for officers.

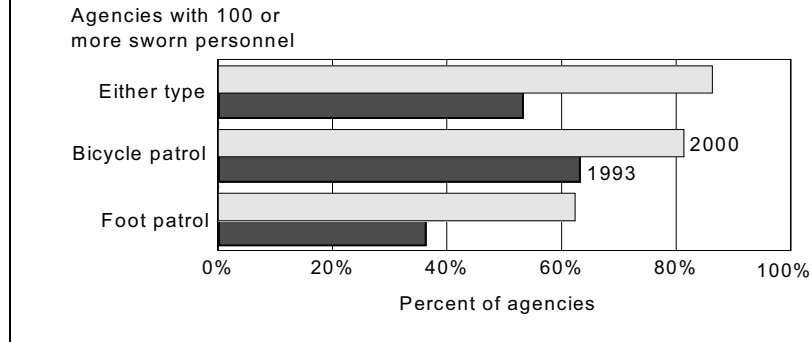
About two-thirds of municipal police departments (68%) and about half of sheriffs' offices (51%) offered education incentive pay to officers. State agencies (27%) and county police departments (20%) were less likely to offer it. A majority of each type of agency had a tuition reimbursement program for officers: municipal police (73%), county police (70%), State agencies (65%), and sheriffs' offices (59%).

Operations

In 2000, 35% of larger sheriffs' offices were using foot patrol on a routine basis compared to 5% in 1993, and 57% were using bicycle patrols, up from 9% in 1993. Similar increases were observed for county police (31% to 58% for foot patrol, 38% to 84% for bicycle patrol), and municipal police (47% to 74% for foot patrol, 40% to 92% for bicycle patrol). Among State law enforcement agencies, 29% were using bike patrol and 18% were using foot patrol in 2000, compared to 0% for both in 1993.

In 2000 nearly all larger local law enforcement agencies (93%) participated in an enhanced 9-1-1 emergency telephone system where the location of callers could be identified automatically. In 1990, 57% of these agencies were part of such a system. Among State agencies, about half participated in an enhanced 9-1-1 system in 2000 compared to about a third in 1990.

Local law enforcement agencies regularly scheduling bicycle or foot patrol, 1993 and 2000



Ninety-one percent of sheriffs' offices performed search and rescue operations during 2000, as did 77% of county police departments and 71% of State agencies. Municipal police (43%) were less likely to handle this function.

County police (97%) were the most likely to perform special weapons and tactics (SWAT) operations; however most municipal police departments (89%), sheriffs' offices (88%), and state agencies (84%) did so as well.

State law enforcement agencies (91%) and county police departments (82%) were more likely to operate a training academy than sheriffs' offices (52%) or municipal police departments (41%).

A majority of county police (89%), municipal police (79%), and sheriffs' offices (69%) had a full-time drug enforcement unit. Thirty-seven percent of State agencies had one. About 4 in 5 local agencies had officers assigned full-time to a multi-agency drug task force, compared to about 1 in 5 State agencies.

Nearly all larger sheriffs' offices handled court-related functions such as court security (98%) and process serving (98%). Less than a third of other agency types performed these functions.

Ninety-one percent of sheriffs' offices operated a jail, compared to 34% of municipal police departments and 13% of county police departments. No State agencies were responsible for this function.

Community policing

In 2000 a majority of larger county (69%) and municipal (59%) police departments had a written community policing plan. Less than half of sheriffs' offices (43%) and State agencies (35%) had one. For each agency type, the percentage with a written plan was about the same as in 1997.

About two-thirds of larger municipal (68%) and county (66%) police departments had a full-time community policing unit. A majority of sheriffs' offices (57%) also had such a unit, but just a fourth of State agencies did. These percentages were also similar to 1997.

In 2000 nearly all municipal (95%) and county (94%) police departments had sworn personnel designated as full-time community policing officers compared to about 4 in 5 agencies in 1997. Eighty-eight percent of sheriffs' offices had community policing officers in 2000 compared to 66% in 1997. About twice as many State agencies had full-time community policing officers in 2000 (53%) as in 1997 (27%).

More than three-fourths of municipal (79%) and county (76%) police departments trained all new officer recruits in community policing methods during 2000, about the same proportion as in 1997. From 1997 to 2000, the percentage of sheriffs' offices providing such training increased from 49% to 61%, and State law enforcement agencies, from 41% to 47%.

From 1997 to 2000 the percentage of larger local law enforcement agencies that encouraged patrol officers to engage in problem-solving projects increased slightly, from 55% to 58%. Among State agencies the increase was from 22% to 31%. In both survey years, about 1 in 3 local agencies and 1 in 5 State agencies included problem-solving projects in the criteria used for evaluating the performance of patrol officers.

In the 12-month period ending June 30, 2000, 72% of municipal police departments conducted a citizen police academy, as did 52% of county police departments, 47% of sheriffs' offices, and 18% of State agencies.

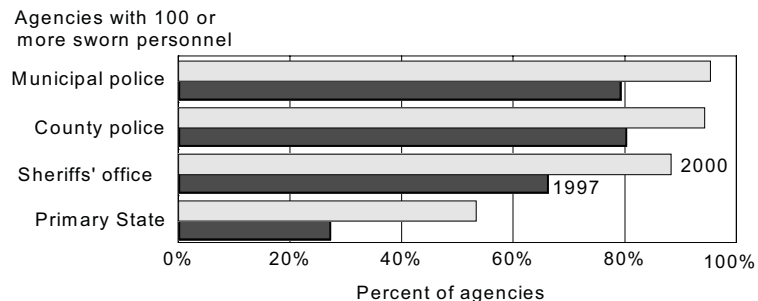
Nearly 2 in 3 local agencies upgraded technology to support their community policing efforts during this period, including 71% of municipal police departments. About 2 in 5 State agencies upgraded technology for this purpose.

During the year ending June 30, 2000, most larger local law enforcement agencies met regularly with neighborhood associations (89%), school groups (79%), business groups (69%), domestic violence groups (64%), other local public agencies (62%), senior citizen groups (59%), advocacy groups (54%), and youth service organizations (54%). A majority of State agencies met regularly with school groups (65%) and local public agencies (57%).

About half of larger local agencies surveyed citizens on their satisfaction with services, and two-fifths conducted a survey of citizen perceptions of crime-related problems. About a fourth conducted surveys of personal crime experiences or crime reporting. About a third of State agencies surveyed citizens about their satisfaction with agency services. Less than a fifth conducted surveys on the other topics.

Evaluating program effectiveness was the most common use of survey data for both local (44%) and State (31%) agencies. Thirty-seven percent of local agencies used survey data as a source of information for patrol officers.

State and local law enforcement agencies with full-time community policing officers, 1997 and 2000



Policies and programs

Larger local law enforcement agencies operated a variety of full-time special units to address youth and family problems. For example about 3 in 4 county police departments (79%), sheriffs' offices (76%), and municipal police departments (71%) had a special unit for drug education in schools.

A majority of county police departments had full-time units for child abuse (62%), juvenile crime (62%), and gangs (55%). About half had units for youth outreach (50%), domestic violence (48%), and missing children (48%).

Nearly half of municipal police departments had full-time units for domestic violence (48%), gangs (48%), and child abuse (46%). More than two-fifths of sheriffs' offices had units for child abuse (48%), juvenile crime (46%), domestic violence (42%), and gangs (41%). Among State agencies, the most common types of units were those for drug education in schools (39%) and missing children (31%).

A majority of larger local agencies also had units for internal affairs (79%), community crime prevention (70%), crime analysis (61%), and research and planning (54%). Most State agencies had internal affairs (84%), and research and planning (76%) units. About half had crime analysis units (47%).

Nearly all larger law enforcement agencies had written policies pertaining to deadly force, conduct and appearance, nonlethal force, and off-duty

employment. About 7 in 10 had a policy on the maximum number of work hours allowed for officers.

Local agencies were about 4 times as likely to have a restrictive type (73%) of pursuit driving policy (one based on specific criteria such as offense type or maximum speed) as a judgmental type (19%) (one that leaves pursuits up to the officer's discretion). State agencies were nearly as likely to have a judgmental pursuit policy (45%) as a restrictive one (51%).

Equipment

As of June 2000, State law enforcement agencies operated 103 cars per 100 officers, compared to 98 cars per 100 officers in 1990. Local agencies also increased their car-to-officer ratio during this period: County police went from 71 to 79 cars per 100 officers, municipal police from 47 to 59, and sheriffs' offices from 55 to 68.

In 2000, 98% of larger local law enforcement agencies and all 49 primary State law enforcement agencies authorized semiautomatic sidearms for officers. In 1990, 85% of local agencies and 80% of State agencies authorized semiautomatics.

From 1990 to 2000 the percentage of larger local law enforcement agencies requiring all regular field/patrol officers to wear body armor increased from 21% to 50%. The percentage of State law enforcement agencies requiring that armor be worn increased from 12% in 1990 to 37% in 2000.

Nearly all larger local law enforcement agencies authorized the use of batons (97%) and pepper spray (91%) in 2000. In 1990, 77% of local agencies authorized the use of impact devices and 71% the use of chemical agents. Among State agencies, nearly all authorized batons (98%) and pepper spray (96%) in 2000. In 1990, 65% allowed impact devices and 61%, chemical agents.

Nearly all (94%) State agencies used video cameras in at least some patrol cars in 2000. Among local agencies more than half of sheriffs' offices (54%) and about two-fifths of county (42%) and municipal (39%) police departments used in-car video cameras.

A majority of State law enforcement agencies (58%) and county police departments (55%) used infrared (thermal) imaging equipment in 2000. Forty-seven percent of sheriffs' offices and 38% of municipal police departments used this type of equipment.

Nearly all (94%) State law enforcement agencies used tire deflation spikes in 2000, as did about two-thirds of sheriffs' offices (66%). About half of county (52%) and municipal (47%) police departments used such devices.

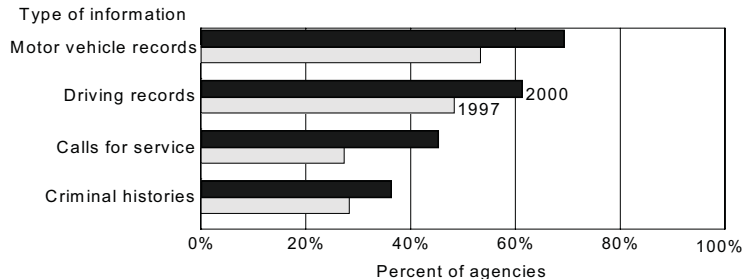
Computers and information systems

In about four-fifths of larger State and local law enforcement agencies, patrol officers were using in-field computers or terminals during 2000. From 1990 to 2000, the percentage of State agencies using car-mounted computers or terminals rose from 14% to 59%, and among local agencies, from 19% to 68%.

Officers had direct access via in-field computer to vehicle and driving records in more than three-fifths of local agencies in 2000, compared to about half in 1997. Access to this information was available in 53% of State agencies in 2000, compared to 37% in 1997.

About 3 in 8 State and local agencies provided at least some officers with in-field access to criminal history information during 2000, compared to about 3 in 10 agencies in 1997. In 2000, 45%

Local law enforcement agencies providing patrol officers with access to information via in-field computer or terminal, 1997 and 2000



of local agencies provided officers with in-field access to calls for service information compared to 27% in 1997. In State agencies, the percentage rose only slightly - from 12% to 14%.

In 2000, 78% of State and local agencies used paper forms to submit criminal incident reports to the agency's central information system, compared to 86% of local agencies and 90% of State agencies in 1997. The decline in the use of paper reports was accompanied by increases in the use of computer media, data downloads, telephone lines, and wireless transmissions.

From 1990 to 2000 the percentage of larger local law enforcement agencies with exclusive or shared ownership of an Automated Fingerprint Identification System (AFIS) increased from 29% to 42%. For State agencies the increase was from 27% to 61%.

Seventy-four percent of local agencies were using digital imaging for mug shots in 2000 compared to 51% in 1997. Similar increases were seen in the use of digital imaging for fingerprints (44% to 65%) and suspect composites (34% to 52%). Among State agencies, 35% were using digital imaging for fingerprints in both 2000 and 1997. During this period, their use of digital imaging for mug shots rose from 14% to 29% of agencies, and for suspect composites, from 14% to 20%.

During 2000 most larger law enforcement agencies used computers for Internet access (87%), records management (86%), dispatch (85%), crime

analysis (80%), crime investigations (75%), personnel records (71%), crime mapping (63%), automated booking (56%), interagency information sharing (55%), and fleet management (52%).

A majority of State agencies used computers for Internet access (96%), personnel records (92%), records management (86%), fleet management (74%), in-field report writing (71%), interagency information sharing (71%), crime analysis (63%), crime investigations (59%), dispatch (59%), and resource allocation (57%).

In 2000 about 9 in 10 local agencies had computerized files on arrests (91%), calls for service (90%), and incident reports (88%). More than 7 in 10 had computer files on stolen property (77%), traffic accidents (75%), alarms (74%), traffic citations (71%), and warrants (71%). More than half had computer files on criminal histories (63%) and traffic stops (51%).

Among State agencies, about 3 in 4 had computerized files on traffic accidents (76%) and traffic citations (74%). A majority had files on arrests (63%), incident reports (63%), calls for service (59%), fingerprints (55%), and criminal histories (51%).

The Bureau of Justice Statistics (BJS) began the Law Enforcement Management and Administrative Statistics (LEMAS) program in 1987 with a nationwide survey of State and local law enforcement agencies. Updated versions of the LEMAS survey were completed in 1990, 1993, 1997 and 1999. The current volume presents 2000 data provided by 755 local and 49 State law enforcement agencies employing 100 or more full-time sworn personnel. Sections on personnel, expenditures and pay, operations, community policing, policies and programs, equipment, and computers and information systems are included.

As in 1997 and 1999, the community policing section is based on survey questions developed by the Office of Community Oriented Policing Services (COPS). An outgrowth of the ongoing partnership between BJS and COPS, the 2000 LEMAS survey is expected to be instrumental in assessing the state of law enforcement in the United States. COPS and BJS jointly funded the administration of the survey.

The inclusion of community policing questions in the 1997, 1999 and 2000 LEMAS surveys is but one step in assessing the potential impact community policing programs have had on law enforcement agencies across the country. The data also enable us to observe how law enforcement agencies are changing in other areas such as officer characteristics, training and education requirements, and technological capabilities.

We are pleased to present the results of the 2000 LEMAS survey and are confident that the information gleaned from these data will help further our knowledge of law enforcement as it exists today. We believe the results of the survey will provide law enforcement agencies an opportunity to assess their progress relative to that of comparable jurisdictions. In closing, we gratefully acknowledge the participating agencies that have given us a glimpse into their law enforcement practices and hope that this information will be of use not just to them, but to the communities they serve as well.

Introduction

The 2000 Law Enforcement Management and Administrative Statistics (LEMAS) survey included all State and local agencies employing 100 or more full-time sworn personnel as reported in a BJS census of State and local law enforcement agencies conducted in 1996. The survey also included a nationally representative sample of agencies that employed fewer than 100 officers. These smaller agencies are covered in separate BJS reports.

The 2000 LEMAS questionnaire was mailed to the same agencies that received the 1997 version. The initial mailing of the 2000 form was conducted in July 2000. The reference date for all personnel-related questions was the pay period that included June 30, 2000. For other questions it was June 30, 2000, unless otherwise indicated. The data were collected by the U.S. Census Bureau for BJS.

A total of 3,065 State and local law enforcement agencies received the 2000 LEMAS questionnaire, and 2,985 (97.8%) responded. Of the 881 agencies with 100 or more officers that received the survey, 866 (98.3%) responded. This was the fifth regular survey in the LEMAS program with previous data collections occurring in 1987, 1990, 1993, and 1997. A special administration that focused on community policing and related topics was conducted in 1999.

Overview of this volume

This volume presents individual agency data for 804 larger State and local law enforcement agencies. Agencies with special geographic jurisdictions such as university campuses, public school districts, transportation systems, parks and recreation facilities, airports, waterways, public housing, or State government buildings are excluded. Agencies with special enforcement responsibilities such as natural resource and conservation laws, alcohol control laws, or agricultural laws are also excluded.

The volume includes the 49 primary State law enforcement agencies operating in each State except Hawaii. (The Hawaii Department of Public Safety primarily performs court-related duties.)

General purpose local law enforcement agencies that responded to the LEMAS survey are included as long as they met the following criteria:

1. Employment of 100 or more full-time sworn officers as of June 2000.
2. Employment of 35 or more full-time uniformed sworn officers with regular assigned duties that included responding to calls for service as of June 2000.

A total of 755 local law enforcement agencies are included. This includes 32 county police departments, 501 municipal police departments, and 222 sheriffs' offices. Local agencies from every State except North Dakota, Vermont, and Wyoming are included. These States had no local agencies that met the above requirements for inclusion.

Because they did not complete the 2000 LEMAS survey form, the following agencies do not have data presented in many of the tables: (AZ) Sheriff, Costa Mesa (CA) Police, Clayton County (GA) Police, Cook County (IL) Sheriff, Medford (MA) Police, Revere (MA) Police, St. Charles (MO) Police, Edison (NJ) Police, and Paterson (NJ) Police.

Organization of data tables

A summary of the number and type of agencies from each State is in table A.

Table B lists the local law enforcement agencies employing 1,000 or more full-time sworn personnel that included 500 or more uniformed officers whose regular assigned duties included responding to calls for service. These are the agencies with the largest number of sworn personnel providing direct law enforcement services.

Table C presents summary data, by type of agency, for the variables that are included in the individual agency tables that follow. The reader should refer to the notes in the corresponding individual data agency tables when using data from table C.

Following the 3 summary data tables are tables containing individual data for State and local law enforcement agencies with 100 or more officers. The 19 tables for local agencies are presented first as tables 1a through 19a. Following the local agency tables are tables 1b through 19b covering the State agencies.

Local agencies are listed alphabetically by State and county. Within each county, the county sheriffs' department or county police department is listed first, if applicable. These are followed, in alphabetical order, by the municipal police agencies operating within that county.

The reader should refer to the note following each table for the explanation of symbols and codes as well as other important information. A triple dash ("---") is used in all tables to indicate that a particular data item was not provided by an agency.

Table A. Number of general purpose State and local law enforcement agencies with 100 or more full-time sworn personnel including 35 or more officers responding to calls for service, by State and type of agency, 2000

State	Total	Type of agency			
		County police	Municipal police	Sheriff	Primary State
Alabama	14	0	10	3	1
Alaska	2	0	1	0	1
Arizona	12	0	8	3	1
Arkansas	7	0	5	1	1
California	92	0	65	26	1
Colorado	20	0	11	8	1
Connecticut	21	0	20	0	1
Delaware	3	1	1	0	1
District of Columbia	1	0	1	0	0
Florida	76	1	40	34	1
Georgia	26	7	9	9	1
Hawaii	4	3	1	0	0
Idaho	3	0	1	1	1
Illinois	24	0	18	5	1
Indiana	18	0	12	5	1
Iowa	8	0	6	1	1
Kansas	9	0	6	2	1
Kentucky	5	1	3	0	1
Louisiana	30	0	9	20	1
Maine	2	0	1	0	1
Maryland	10	5	2	2	1
Massachusetts	23	0	22	0	1
Michigan	28	0	20	7	1
Minnesota	8	0	5	2	1
Mississippi	10	0	8	1	1
Missouri	11	1	7	2	1
Montana	2	0	1	0	1
Nebraska	5	0	2	2	1
Nevada	6	1	3	1	1
New Hampshire	3	0	2	0	1
New Jersey	41	0	37	3	1
New Mexico	5	0	3	1	1
New York	34	3	22	8	1
North Carolina	28	1	15	11	1
North Dakota	1	0	0	0	1
Ohio	22	0	13	8	1
Oklahoma	7	0	4	2	1
Oregon	11	0	5	5	1
Pennsylvania	15	1	12	1	1
Rhode Island	5	0	4	0	1
South Carolina	16	1	6	8	1
South Dakota	2	0	1	0	1
Tennessee	14	0	8	5	1
Texas	56	0	37	18	1
Utah	6	0	3	2	1
Vermont	1	0	0	0	1
Virginia	21	6	12	2	1
Washington	17	0	9	7	1
West Virginia	3	0	2	0	1
Wisconsin	15	0	8	6	1
Wyoming	1	0	0	0	1
Total	804	32	501	222	49

Note: Table based on full-time personnel only. Table excludes special police agencies. Responding officers are defined as any uniformed officer whose regularly assigned duties included responding to calls for service.

Table B. General purpose State and local law enforcement agencies with 1,000 or more full-time sworn personnel including 600 or more uniformed officers assigned to respond to calls for service, 2000

State	Name of agency	Full-time sworn personnel	
		Total	Responding to calls for service
New York	New York City Police	40,435	26,365
Illinois	Chicago Police	13,466	10,230
California	Los Angeles Police	9,341	5,853
California	Los Angeles County Sheriff	8,438	2,239
Pennsylvania	Philadelphia Police	7,024	4,136
California	California Highway Patrol	6,678	6,460
Texas	Houston Police	5,343	3,572
Michigan	Detroit Police	4,154	2,409
Pennsylvania	Pennsylvania State Police	4,152	2,854
New York	New York State Police	4,112	2,400
District of Columbia	Washington Metropolitan Police	3,612	1,851
Texas	Texas Department of Public Safety	3,119	2,130
New York	Nassau County Police	3,038	1,485
Maryland	Baltimore Police	3,034	1,834
Florida	Miami-Dade Police	3,008	1,060
Texas	Dallas Police	2,862	1,825
Arizona	Phoenix Police	2,626	933
Texas	Harris County Sheriff	2,584	676
New Jersey	New Jersey State Police	2,569	1,238
New York	Suffolk County Police	2,564	1,703
California	San Francisco Police	2,227	1,548
Massachusetts	Massachusetts State Police	2,221	1,543
Nevada	Las Vegas Metropolitan Police	2,168	997
Massachusetts	Boston Police	2,164	1,501
Michigan	Michigan State Police	2,102	1,310
Illinois	Illinois State Police	2,089	915
California	San Diego Police	2,022	890
Wisconsin	Milwaukee Police	1,998	1,405
Tennessee	Memphis Police	1,904	1,071
Virginia	Virginia State Police	1,883	1,226
Texas	San Antonio Police	1,882	1,260
Ohio	Cleveland Police	1,822	800
Hawaii	Honolulu Police	1,792	1,167
California	Orange County Sheriff	1,770	708
Maryland	Baltimore County Police	1,754	1,280
Ohio	Columbus Police	1,744	1,070
Louisiana	New Orleans Police	1,664	1,056
Florida	Florida Highway Patrol	1,658	1,539
Maryland	Maryland State Police	1,575	893
California	San Diego County Sheriff	1,553	762
Florida	Jacksonville Sheriff	1,530	981
Missouri	St. Louis Police	1,489	727
Colorado	Denver Police	1,489	717
Georgia	Atlanta Police	1,474	1,116
New Jersey	Newark Police	1,466	1,200
North Carolina	Charlotte-Mecklenberg Police	1,442	920
North Carolina	North Carolina State Highway Patrol	1,416	1,133
California	San Jose Police	1,408	667
Ohio	Ohio State Highway Patrol	1,382	1,151
Florida	Broward County Sheriff	1,310	962
California	Riverside County Sheriff	1,286	740
Washington	Seattle Police	1,261	686
Missouri	Kansas City Police	1,253	870
Tennessee	Nashville-Davidson Police	1,249	825
Virginia	Fairfax County Police	1,163	990
Florida	Miami Police	1,110	930
Missouri	Missouri State Highway Patrol	1,080	650
Florida	Palm Beach County Sheriff	1,074	685
Arizona	Arizona Department of Public Safety	1,050	735
Pennsylvania	Pittsburgh Sheriff	1,036	672
Florida	Hillsborough County Sheriff	1,030	670
Oklahoma	Oklahoma City Police	1,011	664

Table C. Summary data for State and local law enforcement agencies with 100 or more officers, by type of agency, 2000

Item description	Local law enforcement agencies				Primary State law enforcement agencies (N=49)
	Total (N=755)	County police (N=32)	Municipal police (N=501)	Sheriff (N=222)	
PERSONNEL					
Number of agencies by number of full-time sworn personnel					
1,000 or more	59	8	39	12	17
500-999	61	4	33	24	17
250-499	159	11	88	60	9
100-249	476	9	341	126	6
Total number of:					
Full-time employees	498,530	31,945	312,201	154,384	87,028
Full-time sworn personnel	346,937	24,345	239,683	82,909	56,348
Uniformed officers assigned to respond to calls for service	200,782	14,419	150,465	35,898	40,387
Average number of full-time employees per 10,000 residents					
Total	25	17	29	17	4
Sworn	18	11	22	10	2
Average percent of:					
Full-time employees who are sworn officers	72 %	78 %	77 %	60 %	66 %
Sworn officers regularly assigned to respond to calls for service	57	61	61	47	72
Median percent change (1996-2000) in number of full-time personnel:					
Total	8 %	8 %	6 %	13 %	6 %
Sworn	6	11	5	10	5
Civilian	10	7	7	18	10
Average percent of sworn employees by job function category					
Patrol	53 %	59 %	59 %	41 %	69 %
Investigations	15	18	16	13	11
Jail operations	6	1	1	19	0
Court security	3	--	--	8	1
Process serving	1	--	--	4	1
Overall percent of sworn personnel who were:					
Female	14 %	12 %	14 %	14 %	6 %
Any racial/ethnic minority	29	23	32	22	16
Black, non-Hispanic	15	11	17	10	8
Hispanic, any race	11	8	12	9	6
Other minority	3	4	3	2	2
Average percent of sworn personnel who were:					
Female	11 %	11 %	10 %	13 %	6 %
Racial/ethnic minority	19	23	20	16	12
Percent of agencies using screening methods for selection of new officer recruits					
Background investigation	97 %	97 %	98 %	95 %	98 %
Credit history check	78	90	79	73	94
Criminal record check	98	99	97	95	100
Driving record check	97	94	99	94	100
Drug test	89	97	90	87	76
Medical exam	94 %	97 %	96 %	92 %	98 %
Personal interview	96	94	97	95	100
Personality inventory	53	55	58	42	49
Physical agility test	77	77	85	59	90
Polygraph exam	61	77	62	55	67
Psychological evaluation	91 %	87 %	95 %	80 %	92 %
Second language ability test	4	3	5	1	2
Voice stress analyzer	10	13	7	16	2
Volunteer/community service check	7	7	7	7	10
Written aptitude test	76	87	80	65	92
Percent of agencies with college requirement for new officers					
4-year college degree	2 %	6 %	2 %	0 %	2 %
2-year college degree	8	3	9	6	12
Nondegree college requirement	15	16	17	8	18
Median number of training hours required for officers					
Academy training hours for new officers	680	896	720	640	960
Field training hours for new officers	480	480	520	476	480
Annual in-service training hours for field/patrol officers	40	40	40	37	24

Table C. - continued

Item description	Local law enforcement agencies				Primary State law enforcement agencies (N=49)
	Total (N=755)	County police (N=32)	Municipal police (N=501)	Sheriff (N=222)	
BUDGET AND PAY					
Median fiscal 2000 operating budget					
Per employee	\$62,542	\$66,079	\$64,144	\$90,237	\$73,284
Per sworn officer	\$87,917	\$90,237	\$83,638	\$108,184	\$107,968
Per resident	\$155	\$112	\$173	\$85	\$25
Average base starting salary					
Chief executive	\$83,549	\$83,398	\$81,984	\$87,078	\$82,662
Sergeant or equivalent	\$45,683	\$44,968	\$48,518	\$39,445	\$42,679
Entry-level officer	\$31,973	\$31,090	\$33,233	\$29,280	\$30,670
Percent of agencies authorizing collective bargaining					
Sworn employees	63 %	52 %	72 %	42 %	51 %
Civilian employees	52	47	60	36	47
Percent of agencies authorizing special pay for officers					
Educational incentive pay	61 %	20 %	68 %	51 %	27 %
Hazardous duty pay	27	40	26	28	41
Merit pay	37	57	32	47	43
Shift differential pay	44	57	49	32	53
Special skills proficiency pay	36	33	37	35	33
Tuition reimbursement	69	70	73	59	65
OPERATIONS					
Percent of agencies that deploy each type of patrol unit on a routine basis					
Bicycle patrol units	81 %	84 %	92 %	57 %	29 %
Foot patrol units	62	58	74	35	18
Horse patrol units	23	16	24	21	4
Marine patrol units	30	39	19	56	18
Motorcycle patrol units	69	68	77	51	51
Percent of agencies participating in a 9-1-1 emergency system					
Expanded/enhanced 9-1-1 system	93 %	97 %	94 %	91 %	49 %
Basic 9-1-1 system	6	3	6	6	20
Percent of agencies regularly performing the following functions:					
Dispatching calls for service	83 %	81 %	83 %	82 %	92 %
Search and rescue	59	77	43	91	71
Special weapons and tactics (SWAT)	89	97	89	88	84
Training academy operation	45	81	40	52	92
Percent of agencies with sworn personnel assigned full-time to:					
Special unit for drug enforcement	77 %	87 %	79 %	69 %	71 %
Multi-agency drug enforcement task force	81	77	81	83	65
Average number of officers assigned full-time to:					
Multi-agency drug enforcement task force	5	8	5	6	52
Special unit for drug enforcement	22	27	25	11	28
Agencies with receipts from a drug asset forfeiture program					
Percent of agencies with receipts during fiscal year	93 %	100 %	93 %	91 %	94 %
Median total value of money, goods, and property received	\$92,510	\$315,154	\$87,025	\$80,000	\$553,710
Total value of receipts per sworn officer employed	\$898	\$1,417	\$802	\$1,025	\$536
Percent of agencies regularly performing court-related functions					
Execute arrest warrants	97 %	100 %	95 %	100 %	76 %
Provide court security	49	10	30	98	12
Serve civil process	41	23	17	98	8
Percent of agencies operating detention facilities					
Jail operation	50 %	13 %	34 %	91 %	0 %
Lockup operation	45	55	52	27	8
Median capacity of lockup facilities					
Adult capacity	19	24	16	44	15
Juvenile capacity	4	7	4	8	0

Table C - continued

Item description	Local law enforcement agencies				Primary State law enforcement agencies (N=49)
	Total (N=755)	County police (N=32)	Municipal police (N=501)	Sheriff (N=222)	
COMMUNITY POLICING					
Percent of agencies with:					
Community policing plan that is formally written	55 %	69 %	59 %	43 %	35 %
Community policing unit with personnel assigned full-time	65	66	68	57	25
Community sub-stations (fixed or mobile)	72	81	76	63	33
Percent of agencies with full-time:					
Community policing officers	93 %	94 %	95 %	88 %	53 %
School resource officers	83	55	84	86	22
Average percent of sworn personnel assigned full-time as:					
Community policing officers	16 %	24 %	17 %	12 %	9 %
School resource officers	3	3	3	4	1
Percent of agencies in which all of the following received community policing training during the 3 years ending June 30, 2000:					
New officer recruits	74 %	76 %	79 %	61 %	47 %
In-service officers	27	31	30	21	10
Civilian personnel	8	3	9	5	6
Percent of agencies in which at least some of the following received community policing training during the 3 years ending June 30, 2000:					
New officer recruits	86 %	83 %	90 %	77 %	57 %
In-service officers	85	76	87	80	53
Civilian personnel	40	31	43	34	20
Percent of agencies engaging in the following during the 12-month period ending June 30, 2000					
Actively encouraged patrol officers to engage in problem-solving	58 %	48 %	65 %	45 %	31 %
Assigned detectives to cases based on geographic areas/beats	48	71	43	54	53
Formed problem-solving partnerships through written agreements	50	48	52	46	33
Gave patrol officers responsibility for specific geographic areas	88	84	90	83	53
Included problem-solving projects in criteria for evaluating officers	34 %	48 %	35 %	28 %	22 %
Trained citizens in community policing	54	58	57	45	29
Conducted a citizen police academy	64	52	72	47	18
Upgraded technology to support community policing	65	55	71	52	41
Percent of agencies meeting with the following types of groups during 12-month period ending June 30, 2000					
Advocacy groups	54 %	55 %	55 %	52 %	33 %
Business groups	69	77	73	60	43
Domestic violence groups	64	65	62	67	37
Local public agencies	62	58	62	64	57
Neighborhood associations	89	87	92	84	43
Religious groups	46 %	39 %	48 %	42 %	20 %
School groups	79	74	79	81	65
Senior citizen groups	59	74	56	63	37
Tenants' associations	45	61	50	30	14
Youth service organizations	54	45	56	50	33
Percent of agencies conducting citizen surveys during the 12-month period ending June 30, 2000, on the following topics					
Perceptions of crime/disorder problems	39 %	42 %	41 %	31 %	18 %
Personal crime experiences	25	29	26	24	14
Satisfaction with police services	47	52	49	42	35
Reporting of crimes to law enforcement	23	29	23	22	10
Percent of agencies using survey data for the following purposes:					
Allocating resource to targeted neighborhoods	30 %	23 %	31 %	28 %	14 %
Evaluating program effectiveness	44	61	45	40	31
Formulating agency policy and procedures	28	42	29	25	22
Prioritizing crime/disorder problems	31	42	31	29	20
Providing information to patrol officers	37	48	35	38	20
Redistricting beat/reporting areas	12	19	12	10	2
Training development	28	42	29	26	20

Table C - continued

Item description	Local law enforcement agencies				Primary State law enforcement agencies (N=49)
	Total (N=755)	County police (N=32)	Municipal police (N=501)	Sheriff (N=222)	
POLICIES AND PROGRAMS					
Percent of agencies operating a special unit with full-time personnel for youth and family problems					
Child abuse	47 %	62 %	46 %	48 %	8 %
Domestic violence	46	48	48	42	10
Drug education in schools	73	79	71	76	39
Gangs	46	55	48	41	18
Juvenile crime	64	62	72	46	10
Missing children	35	48	37	27	31
Youth outreach	34	50	34	33	6
Percent of agencies operating a special unit with full-time personnel for:					
Bias-related crime	7 %	17 %	7 %	5 %	2 %
Community crime prevention	70	76	72	64	20
Crime analysis	61	79	66	49	47
Cybercrime	15	28	13	19	35
Drunk drivers	28	38	27	32	35
Environmental crime	8 %	17 %	4 %	15 %	14 %
Internal affairs	79	93	82	71	84
Prosecutor relations	21	24	24	14	14
Repeat offenders	14	28	15	12	4
Research and planning	54	86	58	41	76
Victim assistance	37	40	31	36	18
Percent of agencies with a written policy pertaining to:					
Code of conduct and appearance	99 %	100 %	99 %	100 %	100 %
Maximum work hours allowed for officers	70	72	69	74	67
Off-duty employment of officers	98	100	98	100	100
Use of nonlethal force	98	100	98	97	98
Use of deadly force/firearm discharge	100	100	100	100	100
Percent of agencies with a pursuit driving policy best described as:					
Discouragement (all pursuits are discouraged)	4 %	3 %	5 %	3 %	0 %
Judgmental (officer's discretion)	19	17	17	24	45
Restrictive (based on criteria such as type of offense or speed)	73	76	75	69	51
Other type of policy	4	3	4	4	4
Percent of agencies with:					
Civilian complaint review board in jurisdiction	15 %	21 %	19 %	6 %	2 %
Civilian complaint review board with subpoena powers in jurisdiction	6	10	7	2	2
EQUIPMENT					
Average number of cars operated per 100 sworn personnel					
Total cars	63	79	59	68	103
Marked cars	38	47	36	43	72
Unmarked cars	25	33	24	26	31
Percent of agencies operating land vehicles other than cars					
4-wheel vehicles (SUV, truck, van)	94 %	97 %	93 %	96 %	94 %
Motorcycles	73	77	82	54	61
Bicycles	86	90	95	65	31
Percent of agencies operating off-land vehicles					
Airplanes	11 %	16 %	5 %	22 %	86 %
Boats	42	42	28	73	31
Helicopters	20	48	13	33	69
Percent of agencies allowing officers to drive marked vehicles for:					
Commuting purposes only	37 %	32 %	32 %	50 %	76 %
Off-duty personal use	24	45	19	31	16
Percent of agencies maintaining animals for law enforcement use					
Dogs	87 %	90 %	86 %	89 %	94 %
Horses	21	19	23	17	6

Table C - continued

Item description	Local law enforcement agencies				Primary State law enforcement agencies (N=49)
	Total (N=755)	County police (N=32)	Municipal police (N=501)	Sheriff (N=222)	
EQUIPMENT (CONT.)					
Percent of agencies authorizing the following sidearms:					
Semiautomatics					
10mm	28 %	16 %	29 %	29 %	29 %
9mm	75	58	77	74	47
.45	57	39	54	67	49
.40	66	55	66	67	78
.380	50	32	50	53	43
Revolver, any caliber	53	42	52	57	39
Percent of agencies supplying or giving cash allowance to officers for:					
Primary sidearm	83 %	87 %	86 %	76 %	98 %
Backup sidearm	9	10	9	11	18
Body armor	95	94	95	94	98
Uniform	96	94	97	95	98
Percent of agencies requiring that body armor be worn by:					
All regular field officers	50 %	41 %	46 %	59 %	37 %
Some regular field officers	14	14	14	16	16
Percent of agencies authorizing the use of impact devices as nonlethal weapons					
Baton, any type	97 %	91 %	98 %	92 %	98 %
Baton, collapsible	82	74	82	81	37
Baton, PR-24	42	23	44	39	31
Baton, traditional	48	32	50	45	82
Rubber bullet	11	3	10	14	10
Soft projectile	30	16	31	29	14
Percent of agencies authorizing the personal issue of chemical agents for use as nonlethal weapons					
Pepper spray (OC)	91 %	87 %	93 %	87 %	96 %
Tear gas (CN)	2	7	1	2	0
CS	5	0	4	7	4
Percent of agencies authorizing the use of chemical agents as nonlethal weapons for tactical operations					
Pepper spray (OC)	39 %	52 %	41 %	35 %	43 %
Tear gas (CN)	61	68	62	57	61
CS	57	55	59	54	65
Percent of agencies authorizing the use of other nonlethal weapons/actions					
Capture net	2 %	0 %	3 %	1 %	0 %
Electrical device - hand-held, direct contact	8	0	5	14	2
Electrical device - hand-held, stand off	15	13	16	15	4
Flash/bang grenade	56	55	57	54	43
Hold or neck restraint	17	23	18	14	12
Percent of agencies using video cameras					
In patrol cars	44 %	42 %	39 %	54 %	94 %
Fixed-site surveillance	26	23	26	27	22
Mobile surveillance	35	48	33	36	27
Traffic enforcement	24	39	24	23	14
Average number of in-car video cameras in use					
Total	23	27	25	19	183
Per 100 officers	9	12	10	7	24
Percent of agencies using night vision/electro-optic equipment					
Image intensifier	20 %	36 %	19 %	22 %	27 %
Infrared (thermal) imagers	41	58	38	47	55
Laser range finders	19	29	18	21	39
Percent of agencies using vehicle stopping/tracking devices					
Electrical/engine disruption	3 %	7 %	3 %	2 %	4 %
Stolen vehicle tracking	31	48	34	20	29
Tire deflation spikes	53	52	47	66	94

Table C - continued

Item description	Local law enforcement agencies				Primary State law enforcement agencies (N=49)
	Total (N=755)	County police (N=32)	Municipal police (N=501)	Sheriff (N=222)	
COMPUTERS AND INFORMATION SYSTEMS					
Percent of agencies using in-field computers or terminals					
Any type	79 %	74 %	83 %	71 %	80 %
Car-mounted	68	58	72	59	59
Other	49	55	51	43	59
Average number of in-field computers/terminals per 100 sworn personnel					
Car-mounted	28	26	31	23	34
Other	20	17	22	17	28
Percent of agencies in which at least some in-field officers have direct access via computer to information on:					
Calls for service	45 %	31 %	48 %	41 %	14 %
Criminal history records	36	24	38	37	37
Driving records	61	58	65	53	53
Linked files for crime analysis	10	7	10	12	12
Motor vehicle records	69	62	74	53	53
Percent of agencies in which primary method of transmitting criminal incident reports to central information system is:					
Computer medium (e.g., disk transfer)	7 %	7 %	7 %	8 %	11 %
Data device (e.g., laptop download)	5	3	4	7	9
Paper report	78	79	80	73	78
Telephone line (voice)	6	10	5	7	2
Wireless transmission (cellular, UHF)	4	0	3	4	0
Percent of agencies using digital imaging for:					
Fingerprints	65 %	68 %	60 %	75 %	35 %
Mug shots	74	68	72	80	29
Suspect composites	52	55	50	56	20
Percent of agencies with Automated Fingerprint Identification System (AFIS) facilities					
Exclusive or shared ownership of an AFIS system	42 %	61 %	38 %	49 %	61 %
Remote terminal access only	33	26	33	36	10
Percent of agencies using computers for:					
Automated booking	56 %	45 %	48 %	78 %	4 %
Crime analysis	80	81	86	66	63
Crime investigations	75	81	77	71	59
Crime mapping	63	71	71	45	37
Dispatch	85	81	90	76	59
Fleet management	52	71	50	54	74
In-field communications	50 %	39 %	57 %	38 %	61 %
In-field report writing	34	19	34	36	71
Interagency information sharing	55	74	54	55	71
Internet access	87	94	87	87	96
Personnel records	71	84	70	72	92
Records management	86	90	87	81	86
Resource allocation	38	58	38	36	57
Percent of agencies maintaining computerized files on:					
Alarms	74 %	61 %	80 %	60 %	12 %
Arrests	91	87	92	89	63
Calls for service	90	81	93	85	59
Crime analysis (linked files)	50	65	55	37	35
Criminal histories	63	61	62	64	51
Fingerprints	46	68	42	52	55
Incident reports	88	90	90	85	63
Stolen property	77 %	71 %	78 %	77 %	39 %
Summonses	42	55	36	54	31
Traffic accidents	75	74	82	59	76
Traffic citations	71	77	72	67	74
Traffic stops	51	52	51	51	41
Use-of-force incidents	47	58	48	42	49
Warrants	71	61	64	86	37

Table 1a. Number of full-time employees, sworn officers, officers responding to calls, and percent change in number of full-time employees since 1996 in local law enforcement agencies, 2000

County	Name of agency	Full-time employees, 2000			Officers assigned to respond to calls		City or county population	Officers per 10,000 residents	Percent change in employees, 1996-2000		
		Total	Sworn officers Number	Percent	Number	Percent			Total	Sworn	Civilian
ALABAMA											
Etowah	Gadsden Police	141	112	79 %	81	72 %	38,978	29	(3) %	(3) %	0 %
Houston	Dothan Police	254	159	63	100	63	57,737	28	17	29	1
Jefferson	Jefferson County Sheriff	603	481	80	146	30	662,047	7	1	2	(3)
Jefferson	Bessemer Police	128	109	85	70	64	29,672	37	2	5	(10)
Jefferson	Birmingham Police	1,170	878	75	619	71	242,820	36	4	2	11
Jefferson	Hoover Police	172	127	74	85	67	62,742	20	26	17	61
Madison	Huntsville Police	516	348	67	245	70	158,216	22	8	(1)	29
Mobile	Mobile County Sheriff	471	148	31	56	38	399,843	4	(6)	1	(8)
Mobile	Mobile Police	736	552	75	261	47	198,915	28	23	29	7
Montgomery	Montgomery County Sheriff	263	122	46	51	42	223,510	5	7	(4)	18
Montgomery	Montgomery Police	670	481	72	320	67	201,568	24	11	6	27
Morgan	Decatur Police	144	126	88	70	56	53,929	23	3	11	(31)
Tuscaloosa	Tuscaloosa Police	287	226	79	145	64	77,906	29	15	16	11
ALASKA											
Anchorage	Anchorage Police	502	341	68	251	74	260,283	13	10 %	9 %	12 %
ARIZONA											
Maricopa	Maricopa County Sheriff	2,253	627	28	457	73	3,072,149	2	22 %	34 %	18 %
Maricopa	Chandler Police	369	255	69	170	67	176,581	14	48	39	75
Maricopa	Glendale Police	398	288	72	189	66	218,812	13	23	26	17
Maricopa	Mesa Police	1,132	717	63	398	56	396,375	18	15	13	18
Maricopa	Phoenix Police	3,394	2,626	77	933	36	1,321,045	20	9	8	11
Maricopa	Scottsdale Police	538	345	64	188	54	202,705	17	27	28	26
Maricopa	Tempe Police	478	308	64	174	56	158,625	19	23	7	70
Pima	Pima County Sheriff	1,140	429	38	234	55	843,746	5	7	12	5
Pima	Tucson Police	1,253	928	74	509	55	486,699	19	14	11	24
Pinal	Pinal County Sheriff	340	135	40	72	53	179,727	8	23	5	39
Yuma	Yuma Police	177	122	69	82	67	77,515	16	9	11	4
ARKANSAS											
Craighead	Jonesboro Police	125	114	91	69	61	55,515	21	39 %	44 %	0 %
Jefferson	Pine Bluff Police	178	155	87	83	54	55,085	28	16	17	10
Pulaski	Pulaski County Sheriff	502	140	28	70	50	361,474	4	5	(60)	192
Pulaski	Little Rock Police	689	558	81	366	66	183,133	30	13	5	64
Pulaski	North Little Rock Police	235	194	83	106	55	60,433	32	4	4	3
Sebastian	Fort Smith Police	195	151	77	99	66	80,268	19	10	9	13
CALIFORNIA											
Alameda	Alameda County Sheriff	1,481	909	61	157	17	1,443,741	6	18 %	18 %	18 %
Alameda	Alameda Police	154	111	72	51	46	72,259	15	4	8	(4)
Alameda	Berkeley Police	300	194	65	112	58	102,743	19	(4)	(2)	(9)
Alameda	Fremont Police	307	201	65	118	59	203,413	10	8	9	6
Alameda	Hayward Police	307	188	61	94	50	140,030	13	18	15	24
Alameda	Oakland Police	1,088	710	65	461	65	399,484	18	13	11	17
Butte	Butte County Sheriff	225	103	46	48	47	203,171	5	20	18	22
Contra Costa	Contra Costa County Sheriff	970	633	65	282	45	948,816	7	17	5	49
Contra Costa	Concord Police	218	157	72	115	73	121,780	13	3	1	11
Contra Costa	Richmond Police	276	189	68	134	71	99,216	19	3	2	5
El Dorado	El Dorado County Sheriff	356	168	47	97	58	156,299	11	51	54	49
Fresno	Fresno County Sheriff	1,003	415	41	264	64	799,407	5	10	14	8
Fresno	Fresno Police	1,011	683	68	244	36	427,652	16	27	30	22
Kern	Kern County Sheriff	1,046	480	46	139	29	661,645	7	7	5	9
Kern	Bakersfield Police	410	301	73	208	69	247,057	12	17	17	17
Los Angeles	Los Angeles County Sheriff	14,040	8,438	60	2239	27	9,519,338	9	15	5	34
Los Angeles	Beverly Hills Police	203	136	67	89	65	33,784	40	7	5	12
Los Angeles	Burbank Police	270	168	62	97	58	100,316	17	9	8	12
Los Angeles	Culver City Police	177	124	70	82	66	38,816	32	(14)	5	(40)
Los Angeles	Downey Police	174	111	64	51	46	107,323	10	8	(4)	40
Los Angeles	El Monte Police	185	143	77	70	49	115,965	12	6	8	0
Los Angeles	Glendale Police	344	230	67	116	50	194,973	12	5	5	6
Los Angeles	Inglewood Police	251	172	69	98	57	112,580	15	(13)	(15)	(6)
Los Angeles	Long Beach Police	1,363	881	65	338	38	461,522	19	6	5	9
Los Angeles	Los Angeles Police	12,409	9,341	75	5853	63	3,694,820	25	4	4	4
Los Angeles	Pasadena Police	349	222	64	88	40	133,936	17	6	0	18
Los Angeles	Pomona Police	283	164	58	80	49	149,473	11	(8)	(6)	(12)
Los Angeles	Redondo Beach Police	157	109	69	44	40	63,261	17	(1)	4	(9)
Los Angeles	Santa Monica Police	377	204	54	104	51	84,084	24	(1)	(2)	1
Los Angeles	Torrance Police	345	248	72	138	56	137,946	18	(1)	(0)	(2)
Los Angeles	West Covina Police	163	120	74	75	63	105,080	11	4	5	2
Los Angeles	Whittier Police	133	133	100	80	60	83,680	16	(24)	7	(100)

Table 1a - continued

County	Name of agency	Full-time employees, 2000			Officers assigned to respond to calls		City or county population	Officers per 10,000 residents	Percent change in employees, 1996-2000		
		Total	Sworn officers Number	Percent	Number	Percent			Total	Sworn	Civilian
CALIFORNIA (cont)											
Marin	Marin County Sheriff	300	200	67 %	70	35 %	247,289	8	3 %	3 %	3 %
Monterey	Monterey County Sheriff	471	351	75	99	28	401,762	9	9	9	8
Monterey	Salinas Police	196	148	76	89	60	151,060	10	1	4	(9)
Orange	Orange County Sheriff-Coroner	3,636	1,770	49	708	40	2,846,289	6	88	45	161
Orange	Anaheim Police	588	397	68	242	61	328,014	12	6	3	11
Orange	Brea Police	127	107	84	68	64	35,410	30	2	7	(17)
Orange	Costa Mesa Police	218	150	69	56	37	106,141	14	3	3	5
Orange	Fullerton Police	225	153	68	78	51	126,003	12	3	4	1
Orange	Garden Grove Police	211	153	73	101	66	165,196	9	(15)	(13)	(19)
Orange	Huntington Beach Police	365	227	62	100	44	189,594	12	(3)	(3)	(3)
Orange	Irvine Police	224	158	71	101	64	143,072	11	18	18	18
Orange	Newport Beach Police	223	140	63	89	64	70,032	20	10	9	12
Orange	Orange Police	232	157	68	110	70	128,821	12	9	8	12
Orange	Santa Ana Police	704	404	57	220	54	337,977	12	17	6	36
Orange	Westminster Police	142	101	71	43	43	88,207	11	1	5	(7)
Placer	Placer County Sheriff	391	213	54	134	63	248,399	9	10	(4)	35
Riverside	Riverside County Sheriff	2,497	1,286	52	740	58	1,545,387	8	(5)	(5)	(5)
Riverside	Corona Police	211	138	65	62	45	124,966	11	13	9	22
Riverside	Riverside Police	447	301	67	131	44	255,166	12	(47)	(13)	(71)
Sacramento	Sacramento County Sheriff	1,372	1,372	100	570	42	1,223,499	11	(15)	19	(100)
Sacramento	Sacramento Police	1,008	650	64	440	68	407,018	16	3	4	3
San Bernardino	San Bernardino County Sheriff	2,547	1,421	56	468	33	1,709,434	8	22	24	19
San Bernardino	Fontana Police	183	126	69	97	77	128,929	10	6	6	6
San Bernardino	Ontario Police	329	222	67	158	71	158,007	14	1	3	(3)
San Bernardino	Rialto Police	145	101	70	55	54	91,873	11	0	(4)	10
San Bernardino	San Bernardino Police	428	286	67	140	49	185,401	15	(2)	2	(8)
San Diego	San Diego County Sheriff	3,921	1,553	40	1165	75	2,813,833	6	40	(9)	115
San Diego	Chula Vista Police	276	196	71	91	46	173,556	11	10	14	3
San Diego	El Cajon Police	219	142	65	91	64	94,869	15	15	10	26
San Diego	Escondido Police	225	158	70	100	63	133,559	12	6	10	(3)
San Diego	Oceanside Police	242	163	67	101	62	161,029	10	2	1	5
San Diego	San Diego Police	2,746	2,022	74	890	44	1,223,400	17	6	2	20
San Francisco	San Francisco Police	2,520	2,227	88	1548	70	776,733	29	7	11	(16)
San Joaquin	San Joaquin County Sheriff	640	332	52	163	49	563,598	6	4	(11)	27
San Joaquin	Stockton Police	549	374	68	225	60	243,771	15	4	3	5
San Luis Obispo	San Luis Obispo County Sheriff	366	148	40	100	68	246,681	6	6	10	4
San Mateo	San Mateo County Sheriff	589	303	51	100	33	707,161	4	10	19	2
San Mateo	Daly City Police	144	112	78	64	57	103,621	11	(4)	(2)	(11)
San Mateo	San Mateo Police	153	108	71	55	51	92,482	12	16	7	45
Santa Barbara	Santa Barbara County Sheriff	639	456	71	139	30	399,347	11	14	105	(46)
Santa Barbara	Santa Barbara Police	231	146	63	106	73	92,325	16	2	4	0
Santa Clara	Santa Clara County Sheriff	624	435	70	195	45	1,682,585	3	13	3	45
Santa Clara	San Jose Police	1,812	1,408	78	1408	100	894,943	16	6	10	(6)
Santa Clara	Santa Clara Police	199	149	75	95	64	102,361	15	9	3	35
Santa Clara	Sunnyvale Police	292	212	73	205	97	131,760	16	(1)	(2)	4
Santa Cruz	Santa Cruz County Sheriff	326	161	49	68	42	255,602	6	14	18	11
Shasta	Shasta County Sheriff	252	158	63	76	48	163,256	10	5	5	7
Solano	Fairfield Police	158	101	64	57	56	96,178	11	6	1	16
Solano	Vallejo Police	211	145	69	78	54	116,760	12	3	6	(3)
Sonoma	Sonoma County Sheriff-Coroner	626	218	35	128	59	458,614	5	9	7	10
Sonoma	Santa Rosa Police	245	166	68	124	75	147,595	11	3	6	(4)
Stanislaus	Stanislaus County Sheriff	535	203	38	130	64	446,997	5	11	14	10
Stanislaus	Modesto Police	332	240	72	119	50	188,856	13	2	1	3
Tulare	Tulare County Sheriff	667	450	67	99	22	368,021	12	52	63	33
Tulare	Visalia Police	163	113	69	60	53	91,565	12	17	20	11
Ventura	Ventura County Sheriff	1,366	796	58	607	76	753,197	11	17	13	23
Ventura	Oxnard Police	301	191	63	118	62	170,358	11	22	10	49
Ventura	Simi Valley Police	182	116	64	40	34	111,351	10	8	4	18
Ventura	Ventura Police	191	127	66	58	46	100,916	13	1	9	(12)
COLORADO											
Adams	Adams County Sheriff	406	283	70	91	32	363,857	8	12 %	18 %	2 %
Adams	Thornton Police	150	112	75	112	100	82,384	14	9	11	6
Adams	Westminster Police	218	150	69	81	54	100,940	15	19	20	17
Arapahoe	Arapahoe County Sheriff	562	384	68	128	33	487,967	8	15	15	16
Arapahoe	Aurora Police	745	507	68	187	37	276,393	18	5	3	11
Boulder	Boulder County Sheriff	354	171	48	45	26	291,288	6	25	(7)	85
Boulder	Boulder Police	250	165	66	106	64	94,673	17	23	23	23
Denver	Denver Police	1,802	1,489	83	629	42	554,636	27	11	4	64
Douglas	Douglas County Sheriff	326	206	63	101	49	175,766	12	135	100	233
El Paso	El Paso County Sheriff	496	369	74	82	22	516,929	7	(2)	0	(6)
El Paso	Colorado Springs Police	873	586	67	254	43	360,890	16	20	17	28

Table 1a - continued

County	Name of agency	Full-time employees, 2000			Officers assigned to respond to calls		City or county population	Officers per 10,000 residents	Percent change in employees, 1996-2000		
		Total	Sworn officers Number	Percent	Number	Percent			Total	Sworn	Civilian
COLORADO (cont)											
Jefferson	Jefferson County Sheriff	580	397	68 %	120	30 %	527,056	8	8 %	10 %	3 %
Jefferson	Arvada Police	202	132	65	64	48	102,153	13	6	3	13
Jefferson	Lakewood Police	341	226	66	130	58	144,126	16	7	4	13
Larimer	Larimer County Sheriff	309	116	38	63	54	251,494	5	18	14	21
Larimer	Fort Collins Police	222	144	65	77	53	118,652	12	12	11	13
Pueblo	Pueblo Police	250	192	77	180	94	102,121	19	5	3	14
Weld	Weld County Sheriff	204	101	50	54	53	180,936	6	18	25	12
Weld	Greeley Police	195	114	58	56	49	76,930	15	14	14	14
CONNECTICUT											
Fairfield	Bridgeport Police	540	420	78	230	55	139,529	30	16 %	9 %	46 %
Fairfield	Danbury Police	151	145	96	93	64	74,848	19	(1)	(1)	0
Fairfield	Fairfield Police	109	104	95	60	58	57,340	18	1	4	(38)
Fairfield	Greenwich Police	182	157	86	96	61	61,101	26	5	1	47
Fairfield	Norwalk Police	202	175	87	102	58	82,951	21	2	2	0
Fairfield	Stamford Police	336	308	92	178	58	117,083	26	6	5	17
Fairfield	Stratford Police	117	102	87	77	75	49,976	20	1	2	(6)
Hartford	Bristol Police	125	114	91	69	61	60,062	19	9	5	83
Hartford	East Hartford Police	165	132	80	72	55	49,575	27	3	4	0
Hartford	Hartford Police	536	423	79	310	73	121,578	35	(8)	(9)	(6)
Hartford	Manchester Police	144	115	80	54	47	54,740	21	1	2	(3)
Hartford	New Britain Police	172	158	92	105	66	71,538	22	2	4	(13)
Hartford	West Hartford Police	148	128	86	68	53	63,589	20	5	8	(9)
Middlesex	Middletown Police	117	100	85	55	55	43,167	23	1	5	(19)
New Haven	Hamden Police	129	102	79	54	53	56,913	18	8	3	35
New Haven	Meriden Police	138	128	93	67	52	58,244	22	3	3	0
New Haven	Milford Police	122	106	87	69	65	52,305	20	(2)	(2)	(6)
New Haven	New Haven Police	591	455	77	308	68	123,626	37	9	8	15
New Haven	Waterbury Police	366	321	88	190	59	107,271	30	(2)	1	(15)
New Haven	West Haven Police	135	116	86	48	41	52,360	22	5	4	19
DELAWARE											
New Castle	New Castle County Police	361	329	91	270	82	500,265	7	7 %	5 %	23 %
New Castle	Wilmington Police	334	279	84	150	54	72,664	38	16	18	10
DISTRICT OF COLUMBIA											
Washington, DC	Washington Metropolitan Police	4,468	3,612	81	3612	100	572,059	63	6 %	1 %	34 %
FLORIDA											
Alachua	Alachua County Sheriff	688	229	33	123	54	217,955	11	112 %	10 %	296 %
Alachua	Gainesville Police	390	255	65	119	47	95,447	27	12	4	34
Bay	Bay County Sheriff	259	176	68	85	48	148,217	12	21	21	22
Brevard	Brevard County Sheriff	819	387	47	190	49	476,230	8	18	24	12
Brevard	Melbourne Police	206	157	76	100	64	71,382	22	10	12	4
Brevard	Palm Bay Police	197	123	62	70	57	79,413	15	9	4	19
Broward	Broward County Sheriff	4,111	1,310	32	1310	100	1,623,018	8	43	27	51
Broward	Coral Springs Police	274	174	64	86	49	117,549	15	19	14	27
Broward	Davie Police	186	142	76	84	59	75,720	19	13	12	19
Broward	Fort Lauderdale Police	773	496	64	469	95	152,397	33	3	7	(4)
Broward	Hollywood Police	526	346	66	147	42	139,357	25	9	10	7
Broward	Margate Police	172	109	63	44	40	53,909	20	11	9	15
Broward	Miramar Police	172	130	76	70	54	72,739	18	29	18	83
Broward	Pembroke Pines Police	259	201	78	129	64	137,427	15	18	20	12
Broward	Plantation Police	289	184	64	110	60	82,934	22	19	19	21
Broward	Sunrise Police	219	154	70	90	58	85,779	18	20	12	44
Charlotte	Charlotte County Sheriff	420	227	54	135	59	141,627	16	7	4	10
Citrus	Citrus County Sheriff	263	162	62	88	54	118,085	14	20	22	16
Clay	Clay County Sheriff	418	230	55	136	59	140,814	16	38	31	48
Collier	Collier County Sheriff	915	504	55	239	47	251,377	20	16	(11)	84
Duval	Jacksonville Sheriff	2,541	1,530	60	850	56	735,617	21	14	10	20
Escambia	Escambia County Sheriff	1,048	381	36	300	79	294,410	13	19	9	26
Escambia	Pensacola Police	225	157	70	94	60	56,255	28	7	2	19
Hernando	Hernando County Sheriff	282	182	65	90	49	130,802	14	14	14	15
Highlands	Highlands County Sheriff	231	117	51	85	73	87,366	13	6	(26)	90
Hillsborough	Hillsborough County Sheriff	2,783	1,030	37	670	65	998,948	10	10	10	10
Hillsborough	Tampa Police	1,229	939	76	673	72	303,447	31	5	6	2
Indian River	Indian River County Sheriff	410	207	50	159	77	112,947	18	13	29	0
Lake	Lake County Sheriff	528	207	39	119	57	210,528	10	17	(36)	151
Lee	Lee County Sheriff	910	410	45	227	55	440,888	9	20	(19)	100
Lee	Cape Coral Police	203	143	70	74	52	102,286	14	4	14	(14)
Lee	Fort Myers Police	238	152	64	95	63	48,208	32	10	0	34

Table 1a - continued

County	Name of agency	Full-time employees, 2000			Officers assigned to respond to calls		City or county population	Officers per 10,000 residents	Percent change in employees, 1996-2000		
		Total	Sworn officers Number	Percent	Number	Percent			Total	Sworn	Civilian
FLORIDA (cont)											
Leon	Leon County Sheriff	654	285	44 %	117	41 %	239,452	12	7 %	(38)%	138 %
Leon	Tallahassee Police	457	321	70	154	48	150,624	21	(5)	(3)	(9)
Manatee	Manatee County Sheriff	964	361	37	239	66	264,002	14	19	(34)	131
Marion	Marion County Sheriff	689	277	40	150	54	258,916	11	9	20	2
Marion	Ocala Police	227	149	66	76	51	45,943	32	13	10	20
Martin	Martin County Sheriff	500	203	41	83	41	126,731	16	5	(45)	170
Miami-Dade	Miami-Dade Police	4,306	3,008	70	1554	52	2,253,362	13	(3)	6	(21)
Miami-Dade	Coral Gables Police	238	164	69	141	86	42,249	39	12	7	23
Miami-Dade	Hialeah Police	443	333	75	135	41	226,419	15	(2)	5	(19)
Miami-Dade	Miami Police	1,487	1,110	75	684	62	362,470	31	19	10	58
Miami-Dade	Miami Beach Police	538	376	70	170	45	87,933	43	(2)	(1)	(4)
Miami-Dade	North Miami Police	163	120	74	65	54	59,880	20	(8)	2	(28)
Miami-Dade	North Miami Beach Police	152	102	67	45	44	40,786	25	(6)	10	(26)
Monroe	Monroe County Sheriff	503	193	38	113	59	79,589	24	(5)	10	(13)
Okaloosa	Okaloosa County Sheriff	271	205	76	140	68	170,498	12	44	34	89
Orange	Orange County Sheriff	1,792	1,211	68	429	35	896,344	14	23	24	21
Orange	Orlando Police	919	647	70	346	53	185,951	35	9	9	9
Osceola	Osceola County Sheriff	404	257	64	140	54	172,493	15	(11)	10	(33)
Palm Beach	Palm Beach County Sheriff	2,743	1,074	39	668	62	1,131,184	9	13	(34)	109
Palm Beach	Boca Raton Police	225	149	66	72	48	74,764	20	1	9	(11)
Palm Beach	Boynton Beach Police	178	135	76	90	67	60,389	22	10	2	43
Palm Beach	Delray Beach Police	218	144	66	91	63	60,020	24	(5)	(8)	1
Palm Beach	Riviera Beach Police	140	102	73	80	78	29,884	34	41	3	x
Palm Beach	West Palm Beach Police	371	255	69	209	82	82,103	31	6	9	(1)
Pasco	Pasco County Sheriff	876	374	43	188	50	344,765	11	15	23	10
Pinellas	Pinellas County Sheriff	2,391	860	36	354	41	921,482	9	19	23	16
Pinellas	Clearwater Police	411	252	61	188	75	108,787	23	9	0	27
Pinellas	Largo Police	178	123	69	85	69	69,371	18	0	(7)	20
Pinellas	St Petersburg Police	723	500	69	345	69	248,232	20	2	(1)	8
Polk	Polk County Sheriff	1,348	511	38	278	54	483,924	11	20	17	23
Polk	Lakeland Police	350	234	67	184	79	78,452	30	3	13	(13)
Putnam	Putnam County Sheriff	201	151	75	56	37	70,423	21	(4)	35	(49)
St Johns	St Johns County Sheriff	432	272	63	138	51	123,135	22	29	86	(16)
St Lucie	St Lucie County Sheriff	457	217	47	97	45	192,695	11	(1)	4	(6)
St Lucie	Fort Pierce Police	146	108	74	55	51	37,516	29	10	2	41
St Lucie	Port St Lucie Police	186	133	72	81	61	88,769	15	15	19	6
Santa Rosa	Santa Rosa County Sheriff	314	137	44	99	72	117,743	12	33	27	38
Sarasota	Sarasota County Sheriff	884	393	44	129	33	325,957	12	15	16	14
Sarasota	Sarasota Police	267	200	75	166	83	52,715	38	3	6	(6)
Seminole	Seminole County Sheriff	738	304	41	159	52	365,196	8	23	17	28
Seminole	Altamonte Springs Police	153	101	66	51	50	41,200	25	14	9	27
Volusia	Volusia County Sheriff	577	384	67	268	70	443,343	9	7	10	2
Volusia	Daytona Beach Police	346	249	72	181	73	64,112	39	12	11	14
GEORGIA											
Bartow	Bartow County Sheriff	192	128	67	44	34	76,019	17	7 %	(6)%	45 %
Bibb	Bibb County Sheriff	264	226	86	65	29	153,887	15	(1)	(4)	15
Bibb	Macon Police	375	286	76	181	63	97,255	29	13	(5)	187
Chatham	Chatham County Police	220	127	58	56	44	232,048	5	(8)	(15)	4
Chatham	Savannah Police	478	385	81	208	54	131,510	29	(6)	(7)	0
Cherokee	Cherokee County Sheriff	220	185	84	73	39	141,903	13	7	18	(27)
Clarke	Athens-Clarke County Police	253	200	79	158	79	101,489	20	0	1	(2)
Clayton	Clayton County Police	242	216	89	155	72	236,517	9	0	1	(4)
Cobb	Cobb County Police	562	507	90	310	61	607,751	8	(11)	12	(70)
Cobb	Marietta Police	166	138	83	98	71	58,748	23	14	13	17
Columbia	Columbia County Sheriff	234	132	56	60	45	89,288	15	34	(8)	219
De Kalb	De Kalb County Police	975	734	75	538	73	665,865	11	16	(1)	141
Dougherty	Albany Police	239	210	88	123	59	76,939	27	0	(1)	12
Douglas	Douglas County Sheriff	279	199	71	70	35	92,174	22	37	39	31
Forsyth	Forsyth County Sheriff	195	134	69	128	96	98,407	14	86	81	97
Fulton	Fulton County Police	334	268	80	187	70	816,006	3	(18)	2	(54)
Fulton	Atlanta Police	1,984	1,474	74	1116	76	416,474	35	2	0	9
Fulton	East Point Police	165	117	71	54	46	39,595	30	18	9	45
Fulton	Roswell Police	187	126	67	74	59	79,334	16	23	34	5
Glynn	Glynn County Police	133	108	81	66	61	67,568	16	6	9	(7)
Gwinnett	Gwinnett County Police	664	471	71	300	64	588,448	8	17	20	9
Hall	Hall County Sheriff	282	196	70	85	43	139,277	14	10	(5)	69
Muscogee	Muscogee County Sheriff	265	138	52	51	37	186,291	7	16	15	18
Muscogee	Columbus Police	467	370	79	278	75	186,291	20	(5)	(5)	(7)
Richmond	Augusta-Richmond Co Sheriff	747	535	72	332	62	199,775	27	23	11	71

Table 1a - continued

County	Name of agency	Full-time employees, 2000			Officers assigned to respond to calls		City or county population	Officers per 10,000 residents	Percent change in employees, 1996-2000		
		Total	Sworn officers Number	Percent	Number	Percent			Total	Sworn	Civilian
HAWAII											
Hawaii	Hawaii County Police	522	392	75 %	302	77 %	148,677	26	15 %	20 %	4 %
Honolulu	Honolulu Police	2,270	1,792	79	1633	91	876,156	20	(7)	(10)	1
Kauai	Kauai County Police	162	128	79	62	48	58,463	22	(1)	(3)	6
Maui	Maui County Police	392	293	75	118	40	128,094	23	(2)	(4)	4
IDAHO											
Ada	Boise Police	414	108	26	95	88	300,904	4	60 %	(50) %	646 %
Canyon	Canyon County Sheriff	293	243	83	165	68	185,787	13	70	101	(2)
ILLINOIS											
Champaign	Champaign Police	147	116	79	74	64	67,518	17	1 %	(2) %	11 %
Cook	Cook County Sheriff	5,985	2,620	44	523	20	5,376,741	5	(9)	(51)	173
Cook	Arlington Heights Police	143	109	76	63	58	76,031	14	1	4	(6)
Cook	Chicago Police	16,466	13,466	82	10230	76	2,896,016	46	3	2	10
Cook	Cicero Police	147	132	90	74	56	85,616	15	(2)	20	(63)
Cook	Evanston Police	194	148	76	94	64	74,239	20	(14)	(8)	(29)
Cook	Oak Lawn Police	160	104	65	96	92	55,245	19	5	0	17
Cook	Oak Park Police	133	105	79	95	90	52,524	20	(8)	(7)	(13)
Cook	Schaumburg Police	206	140	68	69	49	75,386	19	51	35	106
Cook	Skokie Police	134	102	76	73	72	63,348	16	(72)	(75)	(53)
Du Page	Du Page County Sheriff	560	435	78	84	19	904,161	5	146	206	45
Du Page	Naperville Police	272	175	64	101	58	128,358	14	1	94	(46)
Kane	Aurora Police	344	264	77	158	60	142,990	18	2	7	(12)
Kane	Elgin Police	216	162	75	86	53	94,487	17	9	7	15
Lake	Lake County Sheriff	404	172	43	82	48	644,356	3	7	(1)	14
Lake	Waukegan Police	192	157	82	105	67	87,901	18	2	12	(29)
Macon	Decatur Police	201	164	82	101	62	81,860	20	6	6	6
Peoria	Peoria Police	282	230	82	190	83	112,936	20	3	2	4
Sangamon	Springfield Police	302	256	85	61	24	111,454	23	2	3	(6)
Will	Will County Sheriff	442	275	62	275	100	502,266	5	6	(3)	26
Will	Joliet Police	323	246	76	169	69	106,221	23	14	10	28
Winnebago	Winnebago County Sheriff	258	117	45	106	91	278,418	4	3	(7)	13
Winnebago	Rockford Police	326	291	89	160	55	150,115	19	5	5	6
INDIANA											
Allen	Allen County Sheriff	295	120	41	50	42	331,849	4	18 %	1 %	33 %
Allen	Fort Wayne Police	462	378	82	294	78	205,727	18	2	(2)	20
Delaware	Muncie Police	128	120	94	65	54	67,430	18	0	0	0
Elkhart	Elkhart Police	135	104	77	65	63	51,874	20	(12)	(2)	(35)
Howard	Kokomo Police	143	103	72	61	59	46,113	22	2	1	5
Lake	Lake County Sheriff	488	182	37	62	34	484,564	4	18	8	25
Lake	East Chicago Police	161	129	80	71	55	32,414	40	16	15	19
Lake	Gary Police	355	264	74	110	42	102,746	26	19	17	25
Lake	Hammond Police	320	209	65	80	38	83,048	25	29	5	127
Madison	Anderson Police	173	132	76	65	49	59,734	22	1	0	3
Marion	Marion County Sheriff	1,081	547	51	223	41	791,926	7	13	36	(3)
Marion	Indianapolis Police	1,321	1,045	79	561	54	791,926	13	5	5	3
St Joseph	St Joseph County Sheriff	204	119	58	41	34	265,559	4	(5)	(13)	8
St Joseph	South Bend Police	360	257	71	150	58	107,789	24	15	6	47
Vanderburgh	Vanderburgh County Sheriff	165	101	61	51	50	171,922	6	2	(2)	10
Vanderburgh	Evansville Police	318	280	88	141	50	121,582	23	6	3	31
Vigo	Terre Haute Police	136	119	88	66	55	59,614	20	11	(2)	x
IOWA											
Black Hawk	Waterloo Police	134	126	94	89	71	68,747	18	(2) %	(1) %	(20) %
Linn	Cedar Rapids Police	241	197	82	110	56	120,758	16	5	6	0
Polk	Polk County Sheriff	339	180	53	42	23	374,601	5	37	6	104
Polk	Des Moines Police	475	357	75	227	64	198,682	18	2	5	(8)
Pottawattamie	Council Bluffs Police	156	116	74	65	56	58,268	20	43	20	233
Scott	Davenport Police	200	161	81	70	43	98,359	16	4	5	(3)
Woodbury	Sioux City Police	154	124	81	76	61	85,013	15	1	(1)	7
KANSAS											
Douglas	Lawrence Police	140	116	83	63	54	80,098	14	10 %	10 %	9 %
Johnson	Johnson County Sheriff	474	394	83	51	13	451,086	9	24	27	13
Johnson	Olathe Police	172	136	79	64	47	92,962	15	26	28	20
Johnson	Overland Park Police	251	200	80	130	65	149,080	13	3	12	(23)
Sedgwick	Sedgwick County Sheriff	751	167	22	74	44	452,869	4	112	4	199
Sedgwick	Wichita Police	1,097	609	56	448	74	344,284	18	42	11	114
Shawnee	Topeka Police	338	283	84	125	44	122,377	23	(7)	6	(43)
Wyandotte	Kansas City Police	425	354	83	195	55	146,866	24	(10)	(3)	(35)

Table 1a - continued

County	Name of agency	Full-time employees, 2000			Officers assigned to respond to calls		City or county population	Officers per 10,000 residents	Percent change in employees, 1996-2000		
		Total	Sworn officers Number	Percent	Number	Percent			Total	Sworn	Civilian
KENTUCKY											
Fayette	Lexington-Fayette County Police	725	493	68 %	401	81 %	260,512	19	18 %	24 %	6 %
Jefferson	Jefferson County Police	601	453	75	334	74	693,604	7	8	9	6
Jefferson	Louisville Police	1,009	689	68	470	68	256,231	27	14	4	45
Kenton	Covington Police	123	114	93	65	57	43,370	26	(3)	11	(63)
LOUISIANA											
Ascension	Ascension Parish Sheriff	259	256	99	90	35	76,627	33	74 %	73 %	200 %
Bossier	Bossier Parish Sheriff	167	167	100	38	23	98,310	17	13	13	0
Bossier	Bossier Police	192	140	73	79	56	56,461	25	10	14	2
Caddo	Caddo Parish Sheriff	631	407	65	105	26	252,161	16	7	1	20
Caddo	Shreveport Police	648	497	77	310	62	200,145	25	(2)	(3)	2
Calcasieu	Calcasieu Parish Sheriff	730	730	100	140	19	183,577	40	47	47	0
Calcasieu	Lake Charles Police	170	148	87	101	68	71,757	21	6	(6)	633
E Baton Rouge	E Baton Rouge Parish Sheriff	712	712	100	126	18	227,818	31	14	14	0
E Baton Rouge	Baton Rouge Police	858	599	70	279	47	227,818	26	14	0	70
Jefferson	Jefferson Parish Sheriff	1,405	681	48	472	69	455,466	15	5	(6)	18
Jefferson	Kenner Police	203	141	69	78	55	70,517	20	19	8	59
Lafayette	Lafayette Parish Sheriff	500	485	97	44	9	110,257	44	10	7	x
Lafayette	Lafayette Police	294	228	78	138	61	110,257	21	7	8	2
Lafourche	Lafourche Parish Sheriff	255	167	65	63	38	89,974	19	35	(12)	x
Livingston	Livingston Parish Sheriff	149	149	100	41	28	91,814	16	16	20	(100)
Morehouse	Morehouse Parish Sheriff	166	166	100	36	22	31,021	54	(7)	77	(100)
Orleans	Orleans Parish Sheriff	857	685	80	122	18	484,674	14	(22)	(14)	(43)
Orleans	New Orleans Police	2,050	1,664	81	1056	63	484,674	34	21	24	10
Ouachita	Ouachita Parish Sheriff	283	179	63	63	35	147,250	12	0	(36)	1,980
Ouachita	Monroe Police	240	177	74	102	58	53,107	33	5	2	15
Plaquemines	Plaquemines Parish Sheriff	232	232	100	59	25	26,757	87	23	40	(100)
Rapides	Rapides Parish Sheriff	407	407	100	127	31	126,337	32	45	45	0
Rapides	Alexandria Police	191	161	84	96	60	46,342	35	9	11	(3)
St Charles	St Charles Parish Sheriff	276	186	67	75	40	48,072	39	19	6	61
St John the Baptist	St John the Baptist Sheriff	208	206	99	48	23	43,044	48	24	23	x
St Landry	St Landry Parish Sheriff	130	130	100	68	52	87,700	15	23	23	0
St Martin	St Martin Parish Sheriff	210	142	68	61	43	48,583	29	5	(29)	x
St Tammany	St Tammany Parish Sheriff	506	501	99	246	49	191,268	26	45	43	x
Terrebonne	Terrebonne Parish Sheriff	325	325	100	97	30	104,503	31	11	11	0
MAINE											
Cumberland	Portland Police	212	152	72	82	54	64,249	24	4 %	3 %	9 %
MARYLAND											
Anne Arundel	Anne Arundel County Police	875	654	75	378	58	489,656	13	(0) %	13 %	(26) %
Anne Arundel	Annapolis Police	148	115	78	55	48	35,838	32	(5)	(7)	3
Baltimore	Baltimore County Police	2,059	1,754	85	1215	69	754,292	23	14	14	14
Baltimore(city)	Baltimore Police	3,649	3,034	83	1834	60	651,154	47	4	3	6
Charles	Charles County Sheriff	451	213	47	98	46	120,546	18	42	49	37
Harford	Harford County Sheriff	381	203	53	118	58	218,590	9	33	20	51
Howard	Howard County Police	419	328	78	220	67	247,842	13	8	1	40
Montgomery	Montgomery County Police	1,300	1,019	78	540	53	873,341	12	8	9	8
Prince George's	Prince George's County Police	1,881	1,431	76	595	42	801,515	18	23	16	50
MASSACHUSETTS											
Bristol	Fall River Police	243	201	83	135	67	91,938	22	(13) %	(15) %	(2) %
Bristol	New Bedford Police	318	278	87	278	100	93,768	30	(1)	(2)	14
Bristol	Taunton Police	116	113	97	86	76	55,976	20	10	12	(25)
Essex	Lawrence Police	207	144	70	116	81	72,043	20	43	9	385
Essex	Lynn Police	200	182	91	84	46	89,050	20	4	5	(5)
Hampden	Chicopee Police	134	129	96	90	70	54,653	24	22	22	25
Hampden	Holyoke Police	146	133	91	47	35	39,838	33	7	8	(7)
Hampden	Springfield Police	710	607	85	210	35	152,082	40	28	23	72
Middlesex	Cambridge Police	293	264	90	205	78	101,355	26	(6)	1	(44)
Middlesex	Framingham Police	141	119	84	81	68	66,910	18	(11)	4	(50)
Middlesex	Lowell Police	349	249	71	134	54	105,167	24	34	12	163
Middlesex	Malden Police	106	106	100	70	66	56,340	19	(8)	0	(100)
Middlesex	Medford Police	136	131	96	68	52	57,124	23	19	21	(17)
Middlesex	Newton Police	186	161	87	100	62	83,829	19	(1)	(5)	39
Middlesex	Somerville Police	162	140	86	70	50	77,478	18	13	2	214
Middlesex	Waltham Police	165	144	87	97	67	59,226	24	1	3	(9)
Norfolk	Brookline Police	136	136	100	77	57	57,107	24	(14)	(3)	(100)
Norfolk	Quincy Police	250	218	87	160	73	88,025	25	7	12	(20)
Plymouth	Brockton Police	220	189	86	107	57	94,304	20	8	7	19
Suffolk	Boston Police	3,046	2,164	71	1501	69	589,141	37	7	3	18
Suffolk	Revere Police	113	106	94	66	62	42,923	25	(7)	(4)	(42)
Worcester	Worcester Police	520	458	88	195	43	172,648	27	(2)	8	(44)

Table 1a - continued

County	Name of agency	Full-time employees, 2000			Officers assigned to respond to calls		City or county population	Officers per 10,000 residents	Percent change in employees, 1996-2000		
		Total	Sworn officers Number	Percent	Number	Percent			Total	Sworn	Civilian
MICHIGAN											
Calhoun	Battle Creek Police	149	123	83 %	60	49 %	53,364	23	(1) %	(5) %	30 %
Genesee	Genesee County Sheriff	274	140	51	120	86	436,141	3	17	11	23
Genesee	Flint Police	415	337	81	220	65	124,943	27	11	7	30
Ingham	Lansing Police	358	263	73	159	60	119,128	22	6	5	7
Kalamazoo	Kalamazoo County Sheriff	178	142	80	44	31	238,603	6	11	10	13
Kalamazoo	Kalamazoo Police	326	284	87	120	42	77,145	37	(1)	14	(48)
Kent	Kent County Sheriff	500	167	33	167	100	574,335	3	(2)	(67)	x
Kent	Grand Rapids Police	440	360	82	335	93	197,800	18	(14)	(12)	(21)
Kent	Wyoming Police	142	101	71	75	74	69,368	15	25	19	41
Macomb	Macomb County Sheriff	407	202	50	101	50	788,149	3	11	15	7
Macomb	Sterling Heights Police	215	159	74	114	72	124,471	13	4	5	2
Macomb	Warren Police	289	242	84	182	75	138,247	18	3	2	9
Oakland	Oakland County Sheriff	985	800	81	418	52	1,194,156	7	39	119	(46)
Oakland	Farmington Hills Police	165	118	72	76	64	82,111	14	12	16	4
Oakland	Pontiac Police	206	167	81	56	34	66,337	25	4	4	3
Oakland	Royal Oak Police	120	100	83	54	54	60,062	17	4	3	11
Oakland	Southfield Police	176	157	89	119	76	78,296	20	16	3	x
Oakland	Troy Police	194	137	71	81	59	80,959	17	(3)	(1)	(10)
Saginaw	Saginaw Police	170	153	90	86	56	61,799	25	1	2	(6)
Washtenaw	Washtenaw County Sheriff	179	154	86	154	100	322,895	5	(28)	12	(78)
Washtenaw	Ann Arbor Police	238	187	79	72	39	114,024	16	4	6	0
Wayne	Wayne County Sheriff	1,504	821	55	821	100	2,061,162	4	0	3	(2)
Wayne	Dearborn Police	233	201	86	114	57	97,775	21	4	(1)	45
Wayne	Detroit Police	4,804	4,154	86	2,186	53	951,270	44	9	6	27
Wayne	Livonia Police	194	168	87	93	55	100,545	17	0	4	(21)
Wayne	Taylor Police	132	103	78	60	58	65,868	16	6	1	32
Wayne	Westland Police	126	105	83	64	61	86,602	12	1	1	0
MINNESOTA											
Hennepin	Hennepin County Sheriff	666	304	46	42	14	1,116,200	3	9 %	5 %	12 %
Hennepin	Bloomington Police	138	106	77	65	61	85,172	12	3	2	7
Hennepin	Minneapolis Police	1,163	902	78	486	54	382,618	24	11	2	60
Olmsted	Rochester Police	152	109	72	109	100	85,806	13	18	15	26
Ramsey	Ramsey County Sheriff	400	300	75	87	29	511,035	6	4	(4)	41
Ramsey	St Paul Police	798	576	72	368	64	287,151	20	15	9	38
St Louis	Duluth Police	178	148	83	108	73	86,918	17	11	10	15
MISSISSIPPI											
Forrest	Hattiesburg Police	182	112	62	70	63	44,779	25	2 %	2 %	3 %
Harrison	Harrison County Sheriff	278	148	53	64	43	189,601	8	40	(26)	x
Harrison	Biloxi Police	185	132	71	104	79	50,644	26	16	10	36
Harrison	Gulfport Police	256	181	71	100	55	71,127	25	19	18	19
Hinds	Jackson Police	669	419	63	245	58	184,256	23	1	0	1
Lauderdale	Meridian Police	147	115	78	73	63	39,968	29	5	6	0
Lee	Tupelo Police	133	117	88	64	55	34,211	34	16	36	(45)
Warren	Vicksburg Police	135	106	79	54	51	26,407	40	23	16	53
Washington	Greenville Police	159	101	64	78	77	41,633	24	14	5	35
MISSOURI											
Boone	Columbia Police	157	124	79	72	58	84,531	15	11 %	10 %	18 %
Buchanan	St Joseph Police	152	111	73	78	70	73,990	15	11	5	32
Greene	Springfield Police	375	308	82	182	59	151,580	20	21	24	10
Jackson	Independence Police	281	199	71	134	67	113,288	18	11	16	1
Jackson	Kansas City Police	1,848	1,253	68	675	54	441,545	28	1	7	(9)
Jefferson	Jefferson County Sheriff	217	155	71	78	50	198,099	8	5	(3)	35
St Charles	St Charles County Sheriff	177	125	71	70	56	283,883	4	13	15	11
St Charles	St Charles Police	133	103	77	59	57	60,651	17	3	5	(3)
St Louis	St Louis County Police	924	691	75	499	72	1,016,315	7	14	16	9
St Louis(city)	St Louis Police	2,078	1,489	72	915	61	348,189	43	(8)	(9)	(7)
MONTANA											
Yellowstone	Billings Police	149	121	81	77	64	89,847	13	13 %	9 %	33 %
NEBRASKA											
Douglas	Douglas County Sheriff	181	121	67	43	36	463,585	3	7 %	8 %	5 %
Douglas	Omaha Police	933	750	80	480	64	390,007	19	7	8	6
Lancaster	Lincoln Police	400	296	74	190	64	225,581	13	6	6	5
Sarpy	Sarpy County Sheriff	154	109	71	35	32	122,595	9	26	9	105

Table 1a - continued

County	Name of agency	Full-time employees, 2000			Officers assigned to respond to calls		City or county population	Officers per 10,000 residents	Percent change in employees, 1996-2000		
		Total	Sworn officers Number	Percent	Number	Percent			Total	Sworn	Civilian
NEVADA											
Clark	Las Vegas Metropolitan Police	3,286	2,168	66 %	968	45 %	1,375,765	16	29 %	28 %	31 %
Clark	Henderson Police	302	232	77	143	62	175,381	13	37	66	(13)
Clark	North Las Vegas Police	239	170	71	102	60	115,488	15	28	29	25
Washoe	Washoe County Sheriff	673	419	62	114	27	339,486	12	25	16	44
Washoe	Reno Police	480	320	67	238	74	180,480	18	4	2	7
NEW HAMPSHIRE											
Hillsborough	Manchester Police	263	192	73	114	59	107,006	18	9 %	4 %	25 %
Hillsborough	Nashua Police	214	159	74	93	58	86,605	18	11	9	17
NEW JERSEY											
Atlantic	Atlantic City Police	484	409	85	241	59	40,517	101	18 %	0 %	x %
Bergen	Hackensack Police	131	111	85	80	72	42,677	26	(2)	0	(9)
Camden	Camden Police	473	413	87	256	62	79,904	52	13	19	(17)
Camden	Cherry Hill Police	163	130	80	98	75	69,965	19	(1)	3	(15)
Cape May	Cape May County Sheriff	134	114	85	40	35	102,326	11	(1)	3	(17)
Cumberland	Vineland Police	147	139	95	80	58	56,271	25	2	10	(56)
Essex	Belleville Police	109	108	99	50	46	35,928	30	(1)	4	(83)
Essex	Bloomfield Police	139	119	86	92	77	47,683	25	(1)	(2)	11
Essex	East Orange Police	314	279	89	200	72	69,824	40	2	(1)	35
Essex	Irvington Police	194	168	87	100	60	60,695	28	(10)	(12)	0
Essex	Montclair Police	141	111	79	62	56	38,977	28	18	10	58
Essex	Newark Police	1,635	1,466	90	900	61	273,546	54	10	20	(36)
Essex	Orange Police	131	116	89	50	43	32,868	35	(48)	(1)	(89)
Essex	West Orange Police	163	103	63	75	73	44,943	23	7	0	20
Hudson	Hudson County Sheriff	280	204	73	50	25	608,975	3	63	46	138
Hudson	Bayonne Police	312	230	74	147	64	61,842	37	53	28	228
Hudson	Hoboken Police	176	168	95	130	77	38,577	44	15	17	(20)
Hudson	Jersey City Police	1,011	875	87	875	100	240,055	36	5	4	15
Hudson	Kearny Police	125	118	94	60	51	40,513	29	7	6	17
Hudson	North Bergen Police	122	105	86	80	76	58,092	18	(12)	(11)	(15)
Hudson	Union City Police	224	196	88	107	55	67,088	29	15	12	40
Hudson	West New York Police	127	118	93	69	58	45,768	26	11	9	50
Mercer	Hamilton Police	206	178	86	105	59	87,109	20	(2)	5	(32)
Mercer	Trenton Police	432	375	87	177	47	85,403	44	(1)	(2)	6
Middlesex	Edison Police	249	198	80	111	56	98,803	20	41	13	x
Middlesex	New Brunswick Police	181	141	78	80	57	48,573	29	(1)	0	(2)
Middlesex	Perth Amboy Police	148	125	84	75	60	47,303	26	1	4	(15)
Middlesex	Woodbridge Police	238	193	81	123	64	97,203	20	4	(4)	61
Morris	Parsippany Police	127	102	80	58	57	50,649	20	(1)	(3)	9
Ocean	Brick Township Police	154	113	73	75	66	76,119	15	8	10	3
Ocean	Dover Township Police	167	137	82	65	47	89,706	15	4	5	(3)
Passaic	Passaic County Sheriff	600	450	75	50	11	489,049	9	(7)	(15)	27
Passaic	Clifton Police	170	144	85	80	56	78,672	18	(23)	4	(69)
Passaic	Passaic Police	189	161	85	67	42	67,861	24	15	8	87
Passaic	Paterson Police	516	430	83	185	43	153,589	28	3	1	13
Passaic	Wayne Police	139	110	79	75	68	54,069	20	1	0	4
Union	Elizabeth Police	448	359	80	180	50	120,568	30	6	4	16
Union	Linden Police	141	129	91	82	64	39,394	33	4	2	33
Union	Plainfield Police	190	162	85	93	57	47,829	34	10	17	(18)
Union	Union Police	175	129	74	118	91	54,405	24	13	7	35
NEW MEXICO											
Bernalillo	Bernalillo County Sheriff	382	264	69	160	61	556,678	5	9	18	(8)
Bernalillo	Albuquerque Police	1,236	859	69	394	46	448,607	19	2	4	(1)
Dona Ana	Las Cruces Police	199	141	71	101	72	74,267	19	8	(4)	53
Santa Fe	Santa Fe Police	207	133	64	96	72	62,203	21	22	4	80
NEW YORK											
Albany	Albany County Sheriff	550	100	18	60	60	294,565	3	21 %	(70)%	269 %
Albany	Albany Police	419	320	76	195	61	95,658	33	4	2	14
Albany	Colonie Police	146	106	73	51	48	79,258	13	1	(3)	11
Broome	Binghamton Police	152	144	95	106	74	47,380	30	1	2	(20)
Dutchess	Dutchess County Sheriff	388	120	31	86	72	280,150	4	1	12	(3)
Erie	Erie County Sheriff	681	586	86	586	100	950,265	6	8	11	(7)
Erie	Amherst Police	181	151	83	94	62	116,510	13	(1)	0	(6)
Erie	Buffalo Police	1,135	928	82	591	64	292,648	32	4	3	9
Erie	Cheektowaga Police	169	123	73	90	73	94,019	13	(12)	(3)	(29)
Erie	Tonawanda Police	159	106	67	69	65	78,155	14	0	0	0
Monroe	Monroe County Sheriff	899	777	86	257	33	735,343	11	10	208	(78)
Monroe	Rochester Police	875	707	81	288	41	219,773	32	8	5	25

Table 1a - continued

County	Name of agency	Full-time employees, 2000			Officers assigned to respond to calls		City or county population	Officers per 10,000 residents	Percent change in employees, 1996-2000		
		Total	Sworn officers Number	Percent	Number	Percent			Total	Sworn	Civilian
NEW YORK (cont)											
Nassau	Nassau County Police	3,749	3,038	81 %	1655	54 %	1,334,544	23	(10) %	1 %	(39) %
Nassau	Hempstead Police	137	111	81	75	68	56,554	20	1	11	(26)
New York City	New York City Police	53,029	40,435	76	26365	65	8,008,278	50	21	10	76
Niagara	Niagara County Sheriff	311	133	43	86	65	219,846	6	(10)	2	(18)
Niagara	Niagara Falls Police	171	158	92	76	48	55,593	28	(4)	(3)	(19)
Oneida	Utica Police	180	164	91	110	67	60,651	27	(3)	(2)	(6)
Onondaga	Onondaga County Sheriff	621	537	86	243	45	458,336	12	13	149	(75)
Onondaga	Syracuse Police	582	484	83	170	35	147,306	33	(1)	(2)	0
Rensselaer	Troy Police	116	114	98	75	66	49,170	23	2	6	(67)
Rockland	Rockland County Sheriff	251	226	90	37	16	286,753	8	40	41	32
Rockland	Clarkstown Police	182	160	88	92	57	82,082	19	12	11	22
Rockland	Ramapo Police	136	114	84	84	74	108,905	10	1	4	(8)
Schenectady	Schenectady Police	208	162	78	109	67	61,821	26	31	13	207
Suffolk	Suffolk County Sheriff	980	228	23	181	79	1,419,369	2	14	(70)	660
Suffolk	Suffolk County Police	3,094	2,564	83	1623	63	1,419,369	18	(7)	(7)	(11)
Westchester	Westchester County Police	290	239	82	135	56	923,459	3	3	2	6
Westchester	Greenburgh Police	133	109	82	74	68	86,764	13	16	9	60
Westchester	Mt Vernon Police	211	166	79	90	54	68,381	24	(4)	(5)	(2)
Westchester	New Rochelle Police	257	186	72	110	59	72,182	26	13	4	48
Westchester	White Plains Police	265	202	76	166	82	53,077	38	(8)	1	(28)
Westchester	Yonkers Police	673	607	90	237	39	196,086	31	10	13	(13)
NORTH CAROLINA											
Alamance	Burlington Police	139	107	77	60	56	44,917	24	5 %	6 %	3 %
Buncombe	Buncombe County Sheriff	308	227	74	52	23	206,330	11	10	35	(28)
Buncombe	Asheville Police	219	173	79	139	80	68,889	25	(0)	(3)	10
Cabarrus	Cabarrus County Sheriff	141	136	96	100	74	131,063	10	8	11	(38)
Catawba	Hickory Police	130	104	80	104	100	37,222	28	13	(10)	x
Cumberland	Cumberland County Sheriff	472	301	64	65	22	302,963	10	9	10	8
Cumberland	Fayetteville Police	365	279	76	140	50	121,015	23	(7)	(7)	(8)
Davidson	Davidson County Sheriff	173	112	65	80	71	147,246	8	29	32	24
Durham	Durham County Sheriff	417	141	34	40	28	223,314	6	12	28	5
Durham	Durham Police	544	459	84	241	53	187,035	25	31	27	57
Forsyth	Forsyth County Sheriff	464	257	55	198	77	306,067	8	6	11	1
Forsyth	Winston-Salem Police	558	431	77	301	70	185,776	23	(7)	(8)	(3)
Gaston	Gaston County Police	216	131	61	72	55	190,365	7	29	15	60
Gaston	Gastonia Police	208	178	86	90	51	66,277	27	(1)	7	(30)
Guilford	Guilford County Sheriff	411	217	53	99	46	421,048	5	13	9	17
Guilford	Greensboro Police	659	497	75	315	63	223,891	22	11	8	24
Guilford	High Point Police	211	186	88	125	67	85,839	22	1	(1)	14
Mecklenburg	Charlotte-Mecklenburg Police	1,864	1,442	77	920	64	540,828	27	12	12	10
Nash	Rocky Mount Police	172	137	80	135	99	55,893	25	(3)	(4)	(3)
New Hanover	Wilmington Police	265	232	88	135	58	75,838	31	46	45	50
Orange	Orange County Sheriff	124	103	83	57	55	118,227	9	24	23	31
Pitt	Greenville Police	190	150	79	62	41	60,476	25	17	15	25
Rowan	Rowan County Sheriff	143	131	92	44	34	130,340	10	16	16	20
Union	Union County Sheriff	155	113	73	73	65	123,677	9	44	35	75
Wake	Wake County Sheriff	435	255	59	130	51	627,846	4	(2)	28	(27)
Wake	Raleigh Police	672	594	88	224	38	276,093	22	13	13	13
Wilson	Wilson Police	117	102	87	60	59	44,405	23	9	11	0
OHIO											
Butler	Butler County Sheriff	254	159	63	112	70	332,807	5	34 %	14 %	86 %
Butler	Hamilton Police	148	122	82	64	52	60,690	20	9	5	30
Clark	Clark County Sheriff	136	114	84	36	32	144,742	8	(3)	(3)	0
Clark	Springfield Police	149	125	84	96	77	65,358	19	(14)	(2)	(48)
Cuyahoga	Cleveland Police	2,386	1,822	76	800	44	478,403	38	4	5	1
Cuyahoga	Cleveland Heights Police	126	108	86	91	84	49,958	22	2	0	13
Cuyahoga	Euclid Police	171	101	59	79	78	52,717	19	6	(1)	17
Franklin	Franklin County Sheriff	759	370	49	185	50	1,068,978	3	9	(3)	23
Franklin	Columbus Police	2,144	1,744	81	1535	88	711,470	25	2	1	7
Hamilton	Hamilton County Sheriff	1,000	550	55	125	23	845,303	7	4	(28)	130
Hamilton	Cincinnati Police	1,321	1,030	78	449	44	331,285	31	7	8	7
Lorain	Lorain Police	146	112	77	70	63	68,652	16	6	8	0
Lucas	Lucas County Sheriff	454	286	63	41	14	455,054	6	11	10	12
Lucas	Toledo Police	810	690	85	336	49	313,619	22	2	(4)	67
Mahoning	Youngstown Police	242	200	83	200	100	82,026	24	11	4	62
Montgomery	Montgomery County Sheriff	435	179	41	117	65	559,062	3	(3)	(10)	2
Montgomery	Dayton Police	624	511	82	269	53	166,179	31	(6)	9	(42)
Stark	Stark County Sheriff	235	115	49	56	49	378,098	3	15	5	26
Stark	Canton Police	209	189	90	106	56	80,806	23	5	4	11
Summit	Summit County Sheriff	448	364	81	60	16	542,899	7	13	18	(6)
Summit	Akron Police	531	487	92	287	59	217,074	22	(0)	(1)	13

Table 1a - continued

County	Name of agency	Full-time employees, 2000			Officers assigned to respond to calls		City or county population	Officers per 10,000 residents	Percent change in employees, 1996-2000		
		Total	Sworn officers Number	Percent	Number	Percent			Total	Sworn	Civilian
OKLAHOMA											
Cleveland	Norman Police	177	127	72 %	74	58 %	95,694	13	7 %	11 %	(4) %
Comanche	Lawton Police	179	151	84	100	66	92,757	16	2	1	8
Oklahoma	Oklahoma County Sheriff	634	138	22	49	36	660,448	2	35	21	40
Oklahoma	Oklahoma City Police	1,269	1,011	80	1011	100	506,132	20	(2)	0	(11)
Tulsa	Tulsa County Sheriff	169	145	86	68	47	563,299	3	(55)	(26)	(87)
Tulsa	Tulsa Police	977	819	84	407	50	393,049	21	9	6	24
OREGON											
Clackamas	Clackamas County Sheriff	379	293	77	154	53	338,391	9	9 %	6 %	21 %
Douglas	Douglas County Sheriff	136	114	84	51	45	100,399	11	4	7	(8)
Jackson	Jackson County Sheriff	170	109	64	47	43	181,269	6	21	9	53
Lane	Lane County Sheriff	291	167	57	104	62	137,893	12	4	0	11
Lane	Eugene Police	188	131	70	53	40	103,069	13	4	(15)	119
Marion	Salem Police	284	172	61	99	58	136,924	13	4	1	8
Multnomah	Gresham Police	146	104	71	75	72	90,205	12	22	18	31
Multnomah	Portland Police	1,347	1,007	75	486	48	529,121	19	7	2	25
Washington	Washington County Sheriff	424	300	71	110	37	445,342	7	38	31	57
Washington	Beaverton Police	132	109	83	89	82	76,129	14	20	22	10
PENNSYLVANIA											
Allegheny	Allegheny County Sheriff	201	171	85	134	78	1,281,666	1	38 %	38 %	36 %
Allegheny	Allegheny County Police	261	205	79	119	58	1,281,666	2	5	(6)	81
Allegheny	Pittsburgh Police	1,315	1,036	79	672	65	334,563	31	(7)	(10)	5
Berks	Reading Police	230	205	89	118	58	81,207	25	(2)	3	(29)
Dauphin	Harrisburg Police	210	168	80	105	63	48,950	34	(5)	(7)	2
Delaware	Chester Police	115	105	91	70	67	36,854	28	11	8	43
Delaware	Upper Darby Township Police	121	112	93	78	70	81,821	14	(2)	9	(57)
Erie	Erie Police	245	201	82	156	78	103,717	19	5	4	10
Lackawanna	Scranton Police	181	165	91	118	72	76,415	22	24	21	60
Lancaster	Lancaster Police	197	160	81	77	48	56,348	28	19	17	32
Lehigh	Allentown Police	234	211	90	138	65	106,632	20	8	8	10
Montgomery	Lower Merion Township Police	161	136	84	92	68	59,850	23	0	1	(7)
Northampton	Bethlehem Police	164	142	87	79	56	71,329	20	3	7	(19)
Philadelphia	Philadelphia Police	7,928	7,024	89	4136	59	1,517,550	46	8	10	(7)
RHODE ISLAND											
Kent	Warwick Police	246	170	69	105	62	85,808	20	11 %	3 %	33 %
Providence	Cranston Police	183	149	81	71	48	79,269	19	5	3	13
Providence	Pawtucket Police	207	149	72	94	63	72,958	20	(2)	(1)	(3)
Providence	Providence Police	567	463	82	300	65	173,618	27	12	37	(38)
SOUTH CAROLINA											
Anderson	Anderson County Sheriff	149	127	85	54	43	165,740	8	10 %	23 %	(33) %
Beaufort	Beaufort County Sheriff	173	155	90	87	56	120,937	13	2	(1)	50
Charleston	Charleston County Sheriff	615	240	39	94	39	309,969	8	6	3	9
Charleston	Charleston Police	457	335	73	138	41	96,650	35	4	5	3
Charleston	North Charleston Police	301	244	81	106	43	79,641	31	20	22	14
Florence	Florence County Sheriff	237	103	43	40	39	125,761	8	20	(27)	139
Greenville	Greenville County Sheriff	402	327	81	228	70	379,616	9	10	10	9
Greenville	Greenville Police	228	187	82	75	40	56,002	33	9	9	8
Horry	Horry County Police	199	185	93	52	28	196,629	9	36	39	8
Horry	Myrtle Beach Police	214	167	78	157	94	22,759	73	27	27	24
Lexington	Lexington County Sheriff	338	200	59	191	96	216,014	9	27	22	35
Richland	Richland County Sheriff	490	344	70	344	100	320,677	11	42	13	274
Richland	Columbia Police	353	292	83	200	68	116,278	25	1	(5)	42
Spartanburg	Spartanburg County Sheriff	301	276	92	140	51	253,791	11	16	16	14
Spartanburg	Spartanburg Police	162	142	88	56	39	39,673	36	(1)	13	(46)
SOUTH DAKOTA											
Minnehaha	Sioux Falls Police	199	170	85	108	64	123,975	14	10 %	10 %	12 %
TENNESSEE											
Blount	Blount County Sheriff	222	123	55	55	45	105,823	12	88 %	32 %	296 %
Davidson	Nashville Metropolitan Police	1,693	1,249	74	450	36	569,891	22	8	11	2
Hamilton	Hamilton County Sheriff	335	271	81	116	43	307,896	9	16	151	(65)
Hamilton	Chattanooga Police	596	432	72	395	91	155,554	28	7	3	20
Knox	Knox County Sheriff	792	387	49	170	44	382,032	10	1	21	(13)
Knox	Knoxville Police	492	401	82	270	67	173,890	23	(1)	3	(14)

Table 1a - continued

County	Name of agency	Full-time employees, 2000			Officers assigned to respond to calls		City or county population	Officers per 10,000 residents	Percent change in employees, 1996-2000		
		Total	Sworn officers Number	Percent	Number	Percent			Total	Sworn	Civilian
TENNESSEE (cont)											
Madison	Jackson Police	229	179	78 %	140	78 %	59,643	30	14 %	3 %	85 %
Montgomery	Clarksville Police	247	207	84	130	63	103,455	20	37	29	111
Rutherford	Murfreesboro Police	192	158	82	158	100	68,816	23	20	24	3
Shelby	Shelby County Sheriff	1,967	525	27	121	23	897,472	6	52	8	78
Shelby	Memphis Police	2,791	1,904	68	1406	74	650,100	29	38	34	46
Sullivan	Sullivan County Sheriff	212	101	48	56	55	153,048	7	14	(44)	2,120
Washington	Johnson City Police	198	164	83	113	69	55,469	30	13	15	6
TEXAS											
Bell	Killeen Police	176	137	78	71	52	86,911	16	1 %	1 %	0 %
Bell	Temple Police	136	106	78	77	73	54,514	19	9	0	58
Bexar	Bexar County Sheriff	1,544	430	28	99	23	1,392,931	3	10	(63)	380
Bexar	San Antonio Police	2,387	1,882	79	1260	67	1,144,646	16	3	1	16
Brazoria	Brazoria County Sheriff	318	149	47	108	72	241,767	6	9	(7)	28
Cameron	Brownsville Police	311	217	70	217	100	139,722	16	18	10	42
Cameron	Harlingen Police	146	110	75	56	51	57,564	19	11	7	29
Collin	Plano Police	420	292	70	279	96	222,030	13	31	30	33
Dallas	Dallas County Sheriff	1,790	630	35	100	16	2,218,899	3	11	45	(1)
Dallas	Carrollton Police	199	143	72	77	54	109,576	13	(16)	7	(46)
Dallas	Dallas Police	3,586	2,862	80	1145	40	1,188,580	24	(0)	(0)	(1)
Dallas	Garland Police	402	280	70	178	64	215,768	13	1	(3)	9
Dallas	Grand Prairie Police	276	181	66	123	68	127,427	14	8	8	7
Dallas	Irving Police	445	308	69	132	43	191,615	16	10	7	15
Dallas	Mesquite Police	269	200	74	116	58	124,523	16	9	6	17
Dallas	Richardson Police	251	153	61	79	52	91,802	17	(1)	0	(2)
Denton	Denton County Sheriff	424	110	26	42	38	432,976	3	11	(37)	52
Denton	Denton Police	157	129	82	63	49	80,537	16	17	22	0
Ector	Odessa Police	202	160	79	99	62	90,943	18	(17)	(9)	(38)
El Paso	El Paso County Sheriff	942	237	25	136	57	679,622	3	41	12	54
El Paso	El Paso Police	1,351	1,057	78	585	55	563,662	19	9	8	14
Fort Bend	Fort Bend County Sheriff	379	236	62	136	58	354,452	7	25	21	34
Galveston	Galveston County Sheriff	294	266	90	200	75	250,158	11	(9)	(4)	(40)
Galveston	Galveston Police	194	162	84	98	60	57,247	28	(2)	4	(22)
Gregg	Longview Police	155	133	86	65	49	73,344	18	(21)	(8)	(58)
Harris	Harris County Sheriff	3,487	2,584	74	499	19	3,400,578	8	7	4	17
Harris	Baytown Police	170	130	76	66	51	66,430	20	12	14	5
Harris	Houston Police	7,440	5,343	72	3572	67	1,953,631	27	2	1	4
Harris	Pasadena Police	309	250	81	137	55	141,674	18	12	30	(29)
Hidalgo	Hidalgo County Sheriff	399	198	50	86	43	569,463	3	30	38	23
Hidalgo	McAllen Police	335	232	69	167	72	106,414	22	21	32	3
Jefferson	Beaumont Police	317	258	81	114	44	113,866	23	(5)	(2)	(16)
Jefferson	Port Arthur Police	144	110	76	72	65	57,755	19	(3)	(6)	6
Lubbock	Lubbock Police	361	301	83	212	70	199,564	15	8	2	50
McLennan	McLennan County Sheriff	277	101	36	37	37	213,517	5	21	(14)	59
McLennan	Waco Police	277	202	73	110	54	113,726	18	(12)	(8)	(21)
Midland	Midland Police	203	154	76	100	65	94,996	16	0	0	2
Montgomery	Montgomery County Sheriff	450	291	65	128	44	293,768	10	15	(3)	77
Nueces	Nueces County Sheriff	340	278	82	61	22	313,645	9	(3)	32	(56)
Nueces	Corpus Christi Police	592	407	69	224	55	277,454	15	(1)	3	(8)
Potter	Amarillo Police	350	264	75	120	45	173,627	15	0	(1)	4
Smith	Smith County Sheriff	233	103	44	58	56	174,706	6	3	61	(20)
Smith	Tyler Police	225	171	76	85	50	83,650	20	(2)	2	(14)
Tarrant	Tarrant County Sheriff	1,244	387	31	52	13	1,446,219	3	1	(3)	3
Tarrant	Arlington Police	643	485	75	485	100	332,969	15	14	11	23
Tarrant	Fort Worth Police	1,510	1,196	79	474	40	534,694	22	2	2	0
Taylor	Abilene Police	243	189	78	124	66	115,930	16	8	11	(2)
Tom Green	San Angelo Police	184	159	86	109	69	88,439	18	(8)	(6)	(14)
Travis	Travis County Sheriff	1,179	205	17	78	38	812,280	3	5	(49)	35
Travis	Austin Police	1,656	1,144	69	534	47	656,562	17	22	21	23
Victoria	Victoria County Sheriff	152	103	68	37	36	84,088	12	3	(13)	69
Webb	Webb County Sheriff	244	148	61	36	24	193,117	8	2	(18)	60
Webb	Laredo Police	420	345	82	200	58	176,576	20	44	47	32
Wichita	Wichita Falls Police	249	175	70	82	47	104,197	17	2	3	(1)
Williamson	Williamson County Sheriff	269	162	60	120	74	249,967	6	28	42	11
UTAH											
Salt Lake	Salt Lake County Sheriff	1,292	456	35	338	74	898,387	5	58 %	22 %	87 %
Salt Lake	Salt Lake City Police	567	409	72	269	66	181,743	23	2	4	(2)
Salt Lake	West Valley City Police	182	153	84	53	35	108,896	14	12	11	16
Utah	Utah County Sheriff	250	185	74	80	43	368,536	5	55	46	91
Weber	Ogden Police	147	120	82	65	54	77,226	16	11	10	13

Table 1a - continued

County	Name of agency	Full-time employees, 2000			Officers assigned to respond to calls		City or county population	Officers per 10,000 residents	Percent change in employees, 1996-2000		
		Total	Number	Percent	Number	Percent			Total	Sworn	Civilian
VIRGINIA											
Albemarle	Albemarle County Police	128	104	81 %	73	70 %	79,236	13	23 %	18 %	50 %
Alexandria(city)	Alexandria Police	408	279	68	132	47	128,283	22	2	5	(4)
Arlington	Arlington County Police	463	362	78	260	72	189,453	19	13	8	33
Chesapeake(city)	Chesapeake Police	410	332	81	164	49	199,184	17	9	11	0
Chesterfield	Chesterfield County Police	485	398	82	300	75	259,903	15	11	10	18
Danville(city)	Danville Police	164	142	87	120	85	48,411	29	31	19	267
Fairfax	Fairfax County Police	1,638	1,163	71	990	85	969,749	12	20	9	60
Hampton(city)	Hampton Police	343	249	73	145	58	146,437	17	(1)	(1)	(1)
Hanover	Hanover County Sheriff	180	164	91	102	62	86,320	19	5	8	(20)
Henrico	Henrico County Police	675	495	73	217	44	262,300	19	5	8	(2)
Loudoun	Loudoun County Sheriff	272	227	83	109	48	169,599	13	37	45	10
Lynchburg(city)	Lynchburg Police	198	151	76	94	62	65,269	23	3	3	2
Newport News(city)	Newport News Police	507	377	74	219	58	180,150	21	9	10	7
Norfolk(city)	Norfolk Police	832	665	80	499	75	234,403	28	5	(3)	56
Portsmouth(city)	Portsmouth Police	368	246	67	90	37	100,565	24	1	2	(2)
Prince William	Prince William County Police	529	382	72	256	67	280,813	14	9	21	(14)
Richmond(city)	Richmond Police	825	703	85	703	100	197,790	36	6	5	12
Roanoke(city)	Roanoke Police	285	225	79	143	64	94,911	24	(2)	(9)	40
Suffolk(city)	Suffolk Police	178	136	76	89	65	63,677	21	22	23	20
Virginia Beach(city)	Virginia Beach Police	881	721	82	419	58	425,257	17	(2)	8	(31)
WASHINGTON											
Clark	Clark County Sheriff	390	133	34	77	58	345,238	4	24 %	(1) %	44 %
Clark	Vancouver Police	185	160	86	105	66	143,560	11	40	44	19
King	King County Sheriff	989	653	66	281	43	1,737,034	4	62	7	x
King	Bellevue Police	264	166	63	75	45	109,569	15	4	0	11
King	Federal Way Police	140	101	72	71	70	83,259	12	25	36	3
King	Kent Police	189	127	67	72	57	79,524	16	15	11	22
King	Seattle Police	1,918	1,261	66	792	63	563,374	22	11	2	33
Kitsap	Kitsap County Sheriff	169	106	63	62	58	231,969	5	44	14	163
Pierce	Pierce County Sheriff	739	340	46	230	68	700,820	5	10	16	6
Pierce	Tacoma Police	420	378	90	231	61	193,556	20	(0)	2	(21)
Snohomish	Snohomish County Sheriff	295	220	75	122	55	606,024	4	20	26	7
Snohomish	Everett Police	209	176	84	99	56	91,488	19	7	10	(8)
Spokane	Spokane County Sheriff	470	211	45	100	47	417,939	5	12	12	12
Spokane	Spokane Police	424	292	69	153	52	195,629	15	13	5	33
Thurston	Thurston County Sheriff	206	162	79	51	31	207,355	8	23	18	42
Yakima	Yakima Police	175	108	62	69	64	71,845	15	6	(4)	26
WEST VIRGINIA											
Cabell	Huntington Police	114	104	91	54	52	51,475	20	(3) %	(3) %	(9) %
Kanawha	Charleston Police	218	180	83	72	40	53,421	34	6	1	36
WISCONSIN											
Brown	Brown County Sheriff	218	132	61	82	62	226,778	6	11 %	1 %	32 %
Brown	Green Bay Police	248	191	77	150	79	102,313	19	7	7	8
Dane	Dane County Sheriff	455	370	81	74	20	426,526	9	5	6	2
Dane	Madison Police	450	374	83	220	59	208,054	18	12	9	29
Kenosha	Kenosha County Sheriff	318	109	34	66	61	149,577	7	177	4	1,990
Kenosha	Kenosha Police	192	180	94	129	72	90,352	20	5	5	9
Milwaukee	Milwaukee County Sheriff	908	671	74	200	30	940,164	7	18	13	38
Milwaukee	Milwaukee Police	2,472	1,998	81	1405	70	596,974	33	(5)	(5)	(5)
Milwaukee	West Allis Police	165	136	82	98	72	61,254	22	4	1	21
Outgamie	Appleton Police	141	111	79	58	52	70,087	16	12	10	20
Racine	Racine County Sheriff	273	197	72	54	27	188,831	10	5	1	21
Racine	Racine Police	235	200	85	122	61	81,855	24	(2)	(4)	17
Waukesha	Waukesha County Sheriff	311	151	49	71	47	360,767	4	0	3	(2)
Waukesha	Waukesha Police	147	109	74	71	65	64,825	17	10	9	12

Note: Personnel data are for the pay period that included June 30, 2000.
 Population data are Bureau of the Census figures for April 1, 2000.
 Number of officers per 10,000 residents excludes part-time employees.
 Numbers in parentheses indicate a negative percent change in number of employees.

Table 2a. Number of full-time and part-time sworn personnel, percent of authorized full-time sworn personnel employed, and primary operational duty area of full-time sworn personnel in local law enforcement agencies, 2000

County	Name of agency	Sworn personnel, 2000			Percent of authorized strength	Percent of full-time sworn personnel assigned to:				
		Total	Full-time	Part-time		Patrol	Investigations	Jail operations	Court security	Process serving
ALABAMA										
Etowah	Gadsden Police	112	112	0	100 %	72 %	13 %	0 %	0 %	0 %
Houston	Dothan Police	159	159	0	100	63	21	1	3	0
Jefferson	Jefferson County Sheriff	481	481	0	96	30	8	50	2	8
Jefferson	Bessemer Police	109	109	0	100	79	17	4	1	0
Jefferson	Birmingham Police	878	878	0	100	71	15	0	0	0
Jefferson	Hoover Police	127	127	0	100	67	17	0	0	2
Madison	Huntsville Police	348	348	0	100	70	15	0	0	0
Mobile	Mobile County Sheriff	148	148	0	97	43	14	0	0	18
Mobile	Mobile Police	552	552	0	100	47	18	0	0	0
Montgomery	Montgomery County Sheriff	122	122	0	100	42	7	0	11	9
Montgomery	Montgomery Police	481	481	0	100	67	9	1	0	0
Morgan	Decatur Police	126	126	0	100	56	16	1	1	2
Tuscaloosa	Tuscaloosa Police	226	226	0	93	64	21	0	1	0
ALASKA										
Anchorage	Anchorage Police	341	341	0	92	74	18	0	0	0
ARIZONA										
Maricopa	Maricopa County Sheriff	627	627	0	---	---	---	---	---	---
Maricopa	Chandler Police	255	255	0	92	67	19	0	0	0
Maricopa	Glendale Police	288	288	0	100	66	22	0	0	0
Maricopa	Mesa Police	717	717	0	91	63	16	1	0	0
Maricopa	Phoenix Police	2,626	2,626	0	95	36	13	0	0	0
Maricopa	Scottsdale Police	356	345	11	100	58	21	0	0	0
Maricopa	Tempe Police	308	308	0	100	71	22	0	0	0
Pima	Pima County Sheriff	429	429	0	96	55	14	0	1	3
Pima	Tucson Police	928	928	0	100	55	17	0	0	0
Pinal	Pinal County Sheriff	135	135	0	100	53	19	1	0	1
Yuma	Yuma Police	122	122	0	90	66	16	0	0	1
ARKANSAS										
Craighead	Jonesboro Police	114	114	0	97	61	15	0	1	0
Jefferson	Pine Bluff Police	155	155	0	100	57	24	0	0	1
Pulaski	Pulaski County Sheriff	140	140	0	100	50	13	0	0	7
Pulaski	Little Rock Police	558	558	0	98	51	20	0	0	0
Pulaski	North Little Rock Police	194	194	0	95	55	9	0	1	1
Sebastian	Fort Smith Police	171	151	20	100	66	21	0	1	0
CALIFORNIA										
Alameda	Alameda County Sheriff	909	909	0	97	15	2	48	16	1
Alameda	Alameda Police	111	111	0	100	46	17	0	0	0
Alameda	Berkeley Police	194	194	0	94	58	0	0	0	0
Alameda	Fremont Police	221	201	20	99	51	16	0	0	0
Alameda	Hayward Police	188	188	0	99	50	6	0	0	0
Alameda	Oakland Police	710	710	0	95	39	6	0	0	1
Butte	Butte County Sheriff	103	103	0	100	47	8	1	16	3
Contra Costa	Contra Costa County Sheriff	633	633	0	87	45	6	39	10	0
Contra Costa	Concord Police	157	157	0	100	68	23	0	0	0
Contra Costa	Richmond Police	189	189	0	100	71	24	0	0	0
El Dorado	El Dorado County Sheriff	168	168	0	100	58	15	7	11	1
Fresno	Fresno County Sheriff	446	415	31	95	55	21	2	20	1
Fresno	Fresno Police	683	683	0	97	36	13	0	0	0
Kern	Kern County Sheriff	480	480	0	100	29	11	9	18	1
Kern	Bakersfield Police	301	301	0	100	69	21	0	0	0
Los Angeles	Los Angeles County Sheriff	8,438	8,438	0	95	27	8	27	18	0
Los Angeles	Beverly Hills Police	136	136	0	100	70	21	0	0	0
Los Angeles	Burbank Police	168	168	0	100	51	24	0	0	0
Los Angeles	Culver City Police	168	124	44	100	56	10	6	0	0
Los Angeles	Downey Police	111	111	0	97	46	23	0	0	1
Los Angeles	El Monte Police	151	143	8	97	49	14	0	0	0
Los Angeles	Glendale Police	231	230	1	100	50	18	0	0	0
Los Angeles	Inglewood Police	172	172	0	83	57	20	0	0	0
Los Angeles	Long Beach Police	907	881	26	97	33	26	1	0	0
Los Angeles	Los Angeles Police	9,341	9,341	0	93	63	17	0	0	0
Los Angeles	Pasadena Police	222	222	0	96	62	22	0	0	0
Los Angeles	Pomona Police	171	164	7	93	49	0	1	0	0
Los Angeles	Redondo Beach Police	109	109	0	100	57	16	0	0	0
Los Angeles	Santa Monica Police	204	204	0	98	21	15	0	0	0
Los Angeles	Torrance Police	248	248	0	100	57	19	1	0	0
Los Angeles	West Covina Police	144	120	24	100	48	14	0	0	0
Los Angeles	Whittier Police	133	133	0	100	60	2	0	0	0

Table 2a - continued

County	Name of agency	Sworn personnel, 2000			Percent of authorized strength	Percent of full-time sworn personnel assigned to:				
		Total	Full-time	Part-time		Patrol	Investigations	Jail operations	Court security	Process serving
CALIFORNIA (cont)										
Marin	Marin County Sheriff	200	200	0	100 %	35 %	11 %	41 %	10 %	1 %
Monterey	Monterey County Sheriff	351	351	0	100	28	13	39	3	1
Monterey	Salinas Police	154	148	6	95	60	11	0	0	0
Orange	Orange County Sheriff-Coroner	1,772	1,770	2	100	40	8	42	0	0
Orange	Anaheim Police	425	397	28	99	51	29	0	0	0
Orange	Brea Police	124	107	17	100	40	15	0	0	0
Orange	Costa Mesa Police	151	150	1	---	---	---	---	---	---
Orange	Fullerton Police	153	153	0	99	52	27	0	0	0
Orange	Garden Grove Police	153	153	0	96	59	34	0	0	0
Orange	Huntington Beach Police	227	227	0	97	44	23	0	0	0
Orange	Irvine Police	158	158	0	100	64	18	0	0	0
Orange	Newport Beach Police	157	140	17	101	53	25	0	0	0
Orange	Orange Police	178	157	21	100	46	2	0	0	0
Orange	Santa Ana Police	404	404	0	100	54	25	0	0	0
Orange	Westminster Police	106	101	5	96	43	26	0	0	0
Placer	Placer County Sheriff	250	213	37	100	63	14	17	6	1
Riverside	Riverside County Sheriff	1,298	1,286	12	94	58	16	16	8	2
Riverside	Corona Police	148	138	10	99	57	11	0	0	0
Riverside	Riverside Police	301	301	0	90	44	21	0	0	0
Sacramento	Sacramento County Sheriff	1,373	1,372	1	95	42	11	32	9	1
Sacramento	Sacramento Police	650	650	0	98	75	19	0	0	0
San Bernardino	San Bernardino County Sheriff	1,421	1,421	0	95	33	15	29	10	1
San Bernardino	Fontana Police	126	126	0	94	55	10	0	0	0
San Bernardino	Ontario Police	242	222	20	100	71	20	0	0	0
San Bernardino	Rialto Police	101	101	0	96	54	17	0	0	0
San Bernardino	San Bernardino Police	286	286	0	99	60	16	0	0	0
San Diego	San Diego County Sheriff	1,553	1,553	0	39	49	13	7	16	3
San Diego	Chula Vista Police	196	196	0	93	58	16	0	0	0
San Diego	El Cajon Police	142	142	0	100	49	18	0	0	0
San Diego	Escondido Police	158	158	0	100	44	18	0	0	0
San Diego	Oceanside Police	163	163	0	98	62	19	0	0	0
San Diego	San Diego Police	2,022	2,022	0	98	44	23	0	0	0
San Francisco	San Francisco Police	2,227	2,227	0	91	70	14	0	0	0
San Joaquin	San Joaquin County Sheriff	332	332	0	91	40	9	26	12	1
San Joaquin	Stockton Police	374	374	0	94	60	17	0	0	0
San Luis Obispo	San Luis Obispo County Sheriff	148	148	0	100	68	11	1	9	5
San Mateo	San Mateo County Sheriff	312	303	9	83	30	13	24	12	2
San Mateo	Daly City Police	112	112	0	94	57	13	0	0	0
San Mateo	San Mateo Police	108	108	0	97	62	11	0	0	0
Santa Barbara	Santa Barbara County Sheriff	456	456	0	96	30	8	30	9	2
Santa Barbara	Santa Barbara Police	146	146	0	100	73	17	0	0	0
Santa Clara	Santa Clara County Sheriff	445	435	10	78	45	7	7	35	4
Santa Clara	San Jose Police	1,408	1,408	0	97	47	16	0	0	0
Santa Clara	Santa Clara Police	149	149	0	98	64	15	0	0	1
Santa Clara	Sunnyvale Police	212	212	0	91	40	8	0	0	0
Santa Cruz	Santa Cruz County Sheriff	161	161	0	100	40	15	5	9	1
Shasta	Shasta County Sheriff	170	158	12	100	40	6	37	0	0
Solano	Fairfield Police	101	101	0	95	59	14	0	0	0
Solano	Vallejo Police	145	145	0	98	59	23	0	0	0
Sonoma	Sonoma County Sheriff-Coroner	242	218	24	100	57	18	0	17	0
Sonoma	Santa Rosa Police	166	166	0	95	68	28	0	0	0
Stanislaus	Stanislaus County Sheriff	234	203	31	94	51	17	0	12	2
Stanislaus	Modesto Police	240	240	0	93	50	12	0	0	0
Tulare	Tulare County Sheriff	481	450	31	58	22	8	49	6	1
Tulare	Visalia Police	113	113	0	100	53	27	0	0	0
Ventura	Ventura County Sheriff	796	796	0	96	33	16	25	11	1
Ventura	Oxnard Police	191	191	0	96	62	16	0	0	0
Ventura	Simi Valley Police	116	116	0	100	34	11	0	0	0
Ventura	Ventura Police	127	127	0	100	46	10	0	0	0
COLORADO										
Adams	Adams County Sheriff	283	283	0	99	32	9	46	6	2
Adams	Thornton Police	112	112	0	100	47	18	0	0	0
Adams	Westminster Police	150	150	0	100	64	13	2	0	0
Arapahoe	Arapahoe County Sheriff	384	384	0	100	33	10	50	3	3
Arapahoe	Aurora Police	507	507	0	98	45	14	0	0	0
Boulder	Boulder County Sheriff	173	171	2	87	26	7	0	1	2
Boulder	Boulder Police	165	165	0	95	64	17	0	0	0
Denver	Denver Police	1,489	1,489	0	100	48	16	0	0	0
Douglas	Douglas County Sheriff	206	206	0	100	49	8	29	7	0
El Paso	El Paso County Sheriff	369	369	0	97	25	4	63	0	2
El Paso	Colorado Springs Police	586	586	0	105	43	14	0	2	0

Table 2a - continued

County	Name of agency	Sworn personnel, 2000			Percent of authorized strength	Percent of full-time sworn personnel assigned to:				
		Total	Full-time	Part-time		Patrol	Investigations	Jail operations	Court security	Process serving
COLORADO (cont)										
Jefferson	Jefferson County Sheriff	397	397	0	100 %	30 %	9 %	44 %	5 %	2 %
Jefferson	Arvada Police	132	132	0	96	48	14	0	0	0
Jefferson	Lakewood Police	226	226	0	100	58	27	0	0	0
Larimer	Larimer County Sheriff	116	116	0	57	54	11	24	3	2
Larimer	Fort Collins Police	144	144	0	100	67	28	0	0	0
Pueblo	Pueblo Police	192	192	0	99	60	39	0	1	1
Weld	Weld County Sheriff	101	101	0	96	50	9	31	8	2
Weld	Greeley Police	114	114	0	100	52	18	0	1	0
CONNECTICUT										
Fairfield	Bridgeport Police	420	420	0	100	45	12	1	0	0
Fairfield	Danbury Police	160	145	15	97	64	18	0	0	0
Fairfield	Fairfield Police	104	104	0	100	67	13	0	0	0
Fairfield	Greenwich Police	157	157	0	100	61	15	0	0	0
Fairfield	Norwalk Police	175	175	0	98	59	17	0	0	0
Fairfield	Stamford Police	323	308	15	98	53	10	6	0	0
Fairfield	Stratford Police	102	102	0	97	75	20	0	1	0
Hartford	Bristol Police	114	114	0	100	61	15	0	0	0
Hartford	East Hartford Police	132	132	0	99	65	15	0	0	0
Hartford	Hartford Police	423	423	0	92	73	16	0	0	0
Hartford	Manchester Police	115	115	0	94	49	11	0	0	0
Hartford	New Britain Police	158	158	0	100	66	14	1	1	0
Hartford	West Hartford Police	128	128	0	100	47	14	0	0	0
Middlesex	Middletown Police	100	100	0	100	55	19	0	0	0
New Haven	Hamden Police	104	102	2	95	53	12	0	0	0
New Haven	Meriden Police	128	128	0	100	67	19	0	0	0
New Haven	Milford Police	106	106	0	97	65	19	0	0	0
New Haven	New Haven Police	455	455	0	96	68	16	0	0	0
New Haven	Waterbury Police	321	321	0	81	59	13	4	0	0
New Haven	West Haven Police	116	116	0	100	46	19	0	0	0
DELAWARE										
New Castle	New Castle County Police	329	329	0	100	82	12	0	0	0
New Castle	Wilmington Police	279	279	0	97	59	22	5	0	0
DISTRICT OF COLUMBIA										
Washington, DC	Washington Metropolitan Police	3,612	3,612	0	100	51	9	1	0	0
FLORIDA										
Alachua	Alachua County Sheriff	243	229	14	55	54	15	0	8	6
Alachua	Gainesville Police	255	255	0	99	47	19	0	0	0
Bay	Bay County Sheriff	187	176	11	100	48	14	0	10	4
Brevard	Brevard County Sheriff	387	387	0	100	49	14	0	12	3
Brevard	Melbourne Police	157	157	0	99	64	22	0	0	0
Brevard	Palm Bay Police	124	123	1	97	58	20	0	0	0
Broward	Broward County Sheriff	1,311	1,310	1	100	73	27	0	0	0
Broward	Coral Springs Police	174	174	0	93	64	22	0	0	0
Broward	Davie Police	142	142	0	98	70	19	0	0	0
Broward	Fort Lauderdale Police	496	496	0	100	88	12	0	0	0
Broward	Hollywood Police	346	346	0	100	33	18	0	0	0
Broward	Margate Police	109	109	0	98	40	9	0	0	0
Broward	Miramar Police	130	130	0	94	54	15	0	0	0
Broward	Pembroke Pines Police	201	201	0	97	65	15	0	0	0
Broward	Plantation Police	190	184	6	100	60	13	0	0	0
Broward	Sunrise Police	164	154	10	91	58	10	0	0	0
Charlotte	Charlotte County Sheriff	227	227	0	68	53	19	0	5	1
Citrus	Citrus County Sheriff	162	162	0	100	69	18	0	12	1
Clay	Clay County Sheriff	230	230	0	83	50	13	2	1	3
Collier	Collier County Sheriff	504	504	0	74	69	22	0	5	3
Duval	Jacksonville Sheriff	1,593	1,530	63	98	64	13	0	0	1
Escambia	Escambia County Sheriff	383	381	2	95	52	16	0	7	2
Escambia	Pensacola Police	157	157	0	98	60	9	0	0	0
Hernando	Hernando County Sheriff	182	182	0	99	43	17	0	8	1
Highlands	Highlands County Sheriff	136	117	19	45	44	9	0	7	3
Hillsborough	Hillsborough County Sheriff	1,030	1,030	0	99	65	18	0	0	2
Hillsborough	Tampa Police	939	939	0	98	68	6	0	0	0
Indian River	Indian River County Sheriff	207	207	0	75	50	12	0	7	1
Lake	Lake County Sheriff	207	207	0	56	57	18	0	8	2
Lee	Lee County Sheriff	422	410	12	67	72	20	0	5	3
Lee	Cape Coral Police	151	143	8	100	35	12	0	0	0
Lee	Fort Myers Police	156	152	4	94	63	18	0	0	0

Table 2a - continued

County	Name of agency	Sworn personnel, 2000			Percent of authorized strength	Percent of full-time sworn personnel assigned to:				
		Total	Full-time	Part-time		Patrol	Investigations	Jail operations	Court security	Process serving
FLORIDA (cont)										
Leon	Leon County Sheriff	287	285	2	100 %	41 %	17 %	19 %	9 %	5 %
Leon	Tallahassee Police	321	321	0	97	48	10	0	0	0
Manatee	Manatee County Sheriff	372	361	11	59	66	16	0	7	3
Marion	Marion County Sheriff	280	277	3	56	54	7	0	6	2
Marion	Ocala Police	167	149	18	96	51	15	0	0	0
Martin	Martin County Sheriff	203	203	0	57	41	15	0	8	3
Miami-Dade	Miami-Dade Police	3,008	3,008	0	96	35	35	0	2	1
Miami-Dade	Coral Gables Police	164	164	0	98	68	19	0	0	0
Miami-Dade	Hialeah Police	333	333	0	98	41	18	0	0	0
Miami-Dade	Miami Police	1,110	1,110	0	85	84	0	0	0	0
Miami-Dade	Miami Beach Police	376	376	0	99	29	12	1	0	0
Miami-Dade	North Miami Police	120	120	0	100	54	19	0	0	0
Miami-Dade	North Miami Beach Police	116	102	14	97	44	7	0	0	0
Monroe	Monroe County Sheriff	193	193	0	100	70	21	0	6	3
Okaloosa	Okaloosa County Sheriff	240	205	35	100	59	0	0	0	0
Orange	Orange County Sheriff	1,229	1,211	18	100	48	10	0	8	5
Orange	Orlando Police	647	647	0	100	53	13	0	0	0
Osceola	Osceola County Sheriff	275	257	18	100	54	24	0	7	3
Palm Beach	Palm Beach County Sheriff	1,074	1,074	0	63	64	23	0	9	5
Palm Beach	Boca Raton Police	149	149	0	94	48	13	0	0	0
Palm Beach	Boynton Beach Police	135	135	0	100	67	7	0	0	0
Palm Beach	Delray Beach Police	144	144	0	92	63	18	0	0	0
Palm Beach	Riviera Beach Police	102	102	0	100	78	0	0	0	0
Palm Beach	West Palm Beach Police	257	255	2	100	89	11	0	0	0
Pasco	Pasco County Sheriff	374	374	0	100	50	19	0	5	1
Pinellas	Pinellas County Sheriff	860	860	0	53	52	25	0	20	3
Pinellas	Clearwater Police	252	252	0	100	75	18	0	0	0
Pinellas	Largo Police	123	123	0	96	74	11	0	0	0
Pinellas	St Petersburg Police	500	500	0	93	69	17	0	0	0
Polk	Polk County Sheriff	577	511	66	99	45	18	0	0	1
Polk	Lakeland Police	243	234	9	100	52	27	0	0	0
Putnam	Putnam County Sheriff	151	151	0	100	37	12	17	5	3
St Johns	St Johns County Sheriff	276	272	4	101	51	11	28	3	1
St Lucie	St Lucie County Sheriff	217	217	0	57	45	16	2	11	4
St Lucie	Fort Pierce Police	109	108	1	92	51	19	0	0	0
St Lucie	Port St Lucie Police	135	133	2	96	74	11	0	0	0
Santa Rosa	Santa Rosa County Sheriff	137	137	0	42	63	11	0	6	2
Sarasota	Sarasota County Sheriff	393	393	0	100	33	23	2	11	2
Sarasota	Sarasota Police	200	200	0	100	83	17	0	0	0
Seminole	Seminole County Sheriff	304	304	0	100	52	15	0	9	2
Seminole	Altamonte Springs Police	102	101	1	99	50	10	0	0	0
Volusia	Volusia County Sheriff	401	384	17	93	61	13	0	15	11
Volusia	Daytona Beach Police	324	249	75	88	59	7	0	0	0
GEORGIA										
Bartow	Bartow County Sheriff	130	128	2	100	34	16	32	8	3
Bibb	Bibb County Sheriff	226	226	0	92	29	6	52	3	3
Bibb	Macon Police	286	286	0	93	49	15	1	0	0
Chatham	Chatham County Police	127	127	0	94	61	39	0	0	0
Chatham	Savannah Police	385	385	0	92	58	21	0	0	0
Cherokee	Cherokee County Sheriff	187	185	2	99	39	23	32	4	2
Clarke	Athens-Clarke County Police	200	200	0	95	71	16	0	0	0
Clayton	Clayton County Police	216	216	0	---	---	---	---	---	---
Cobb	Cobb County Police	507	507	0	99	54	14	0	0	0
Cobb	Marietta Police	138	138	0	100	54	11	0	1	0
Columbia	Columbia County Sheriff	132	132	0	100	45	14	17	5	2
De Kalb	De Kalb County Police	734	734	0	76	73	18	0	0	0
Dougherty	Albany Police	210	210	0	95	34	15	0	1	0
Douglas	Douglas County Sheriff	205	199	6	100	30	12	40	15	2
Forsyth	Forsyth County Sheriff	134	134	0	100	78	12	4	4	1
Fulton	Fulton County Police	268	268	0	82	70	17	0	0	0
Fulton	Atlanta Police	1,474	1,474	0	79	76	16	0	0	0
Fulton	East Point Police	117	117	0	94	46	24	16	2	0
Fulton	Roswell Police	126	126	0	100	59	21	0	0	0
Glynn	Glynn County Police	108	108	0	100	76	21	0	0	0
Gwinnett	Gwinnett County Police	471	471	0	95	64	22	0	0	0
Hall	Hall County Sheriff	196	196	0	100	47	19	25	9	0
Muscogee	Muscogee County Sheriff	138	138	0	90	0	12	51	7	25
Muscogee	Columbus Police	370	370	0	95	60	15	0	0	0
Richmond	Augusta-Richmond Co Sheriff	535	535	0	80	62	16	0	0	1

Table 2a - continued

County	Name of agency	Sworn personnel, 2000			Percent of authorized strength	Percent of full-time sworn personnel assigned to:				
		Total	Full-time	Part-time		Patrol	Investigations	Jail operations	Court security	Process serving
HAWAII										
Hawaii	Hawaii County Police	392	392	0	99 %	66 %	9 %	0 %	0 %	1 %
Honolulu	Honolulu Police	1,792	1,792	0	88	65	20	4	0	0
Kauai	Kauai County Police	128	128	0	91	48	13	0	0	0
Maui	Maui County Police	293	293	0	88	40	19	3	0	0
IDAHO										
Ada	Boise Police	110	108	2	47	65	27	0	0	4
Canyon	Canyon County Sheriff	243	243	0	96	72	28	0	0	0
ILLINOIS										
Champaign	Champaign Police	116	116	0	98	64	14	0	0	0
Cook	Cook County Sheriff	5,768	5,768	0	---	---	---	---	---	---
Cook	Arlington Heights Police	109	109	0	98	58	12	0	0	0
Cook	Chicago Police	13,466	13,466	0	100	76	6	0	0	0
Cook	Cicero Police	139	132	7	92	55	11	0	0	0
Cook	Evanston Police	148	148	0	91	53	15	0	0	0
Cook	Oak Lawn Police	104	104	0	100	76	15	9	0	0
Cook	Oak Park Police	105	105	0	89	82	14	0	0	0
Cook	Schaumburg Police	140	140	0	100	56	19	0	0	0
Cook	Skokie Police	102	102	0	94	85	12	0	0	0
Du Page	Du Page County Sheriff	435	435	0	100	27	6	49	16	2
Du Page	Naperville Police	175	175	0	97	60	26	0	0	0
Kane	Aurora Police	264	264	0	98	60	18	0	0	0
Kane	Elgin Police	168	162	6	99	53	10	0	0	0
Lake	Lake County Sheriff	219	172	47	100	49	13	0	28	7
Lake	Waukegan Police	157	157	0	91	61	15	19	0	0
Macon	Decatur Police	164	164	0	100	62	20	0	0	0
Peoria	Peoria Police	230	230	0	93	82	18	0	0	0
Sangamon	Springfield Police	256	256	0	96	56	14	0	0	0
Will	Will County Sheriff	275	275	0	100	55	6	25	11	4
Will	Joliet Police	246	246	0	100	52	0	0	0	0
Winnebago	Winnebago County Sheriff	132	117	15	95	77	9	0	0	3
Winnebago	Rockford Police	291	291	0	100	55	22	0	0	0
INDIANA										
Allen	Allen County Sheriff	120	120	0	100	42	25	8	8	8
Allen	Fort Wayne Police	378	378	0	96	59	19	0	0	0
Delaware	Muncie Police	120	120	0	100	54	20	0	0	0
Elkhart	Elkhart Police	104	104	0	97	64	17	0	1	0
Howard	Kokomo Police	103	103	0	99	59	14	0	0	0
Lake	Lake County Sheriff	182	182	0	100	36	26	3	0	12
Lake	East Chicago Police	129	129	0	100	65	23	2	1	0
Lake	Gary Police	264	264	0	100	36	0	0	0	1
Lake	Hammond Police	209	209	0	100	38	22	3	0	0
Madison	Anderson Police	132	132	0	100	49	14	0	2	0
Marion	Marion County Sheriff	604	547	57	100	18	21	2	0	0
Marion	Indianapolis Police	1,045	1,045	0	100	54	28	0	0	0
St Joseph	St Joseph County Sheriff	119	119	0	100	34	6	0	11	5
St Joseph	South Bend Police	257	257	0	100	58	23	0	0	0
Vanderburgh	Vanderburgh County Sheriff	101	101	0	98	50	13	14	11	1
Vanderburgh	Evansville Police	280	280	0	98	44	3	0	0	0
Vigo	Terre Haute Police	119	119	0	100	55	25	0	1	0
IOWA										
Black Hawk	Waterloo Police	126	126	0	100	71	8	0	0	0
Linn	Cedar Rapids Police	197	197	0	98	56	13	0	0	0
Polk	Polk County Sheriff	180	180	0	100	23	8	57	2	7
Polk	Des Moines Police	357	357	0	100	64	19	0	0	0
Pottawattamie	Council Bluffs Police	116	116	0	100	56	13	0	0	0
Scott	Davenport Police	161	161	0	100	43	12	0	0	0
Woodbury	Sioux City Police	124	124	0	98	56	17	0	0	0
KANSAS										
Douglas	Lawrence Police	116	116	0	94	54	13	0	0	0
Johnson	Johnson County Sheriff	394	394	0	93	9	7	58	7	5
Johnson	Olathe Police	136	136	0	92	47	13	0	0	0
Johnson	Overland Park Police	200	200	0	97	57	14	0	0	0
Sedgwick	Sedgwick County Sheriff	167	167	0	100	35	20	2	8	2
Sedgwick	Wichita Police	609	609	0	98	65	16	0	0	0
Shawnee	Topeka Police	283	283	0	97	44	24	0	0	0
Wyandotte	Kansas City Police	354	354	0	95	55	14	0	0	0

Table 2a - continued

County	Name of agency	Sworn personnel, 2000			Percent of authorized strength	Percent of full-time sworn personnel assigned to:				
		Total	Full-time	Part-time		Patrol	Investigations	Jail operations	Court security	Process serving
KENTUCKY										
Fayette	Lexington-Fayette County Police	493	493	0	105 %	43 %	13 %	0 %	0 %	0 %
Jefferson	Jefferson County Police	453	453	0	100	74	13	0	0	0
Jefferson	Louisville Police	689	689	0	94	68	21	0	0	0
Kenton	Covington Police	114	114	0	101	57	16	0	0	0
LOUISIANA										
Ascension	Ascension Parish Sheriff	272	256	16	100	31	8	20	1	2
Bossier	Bossier Parish Sheriff	176	167	9	100	19	6	41	5	3
Bossier	Bossier Police	140	140	0	100	56	15	0	0	0
Caddo	Caddo Parish Sheriff	407	407	0	60	21	10	55	6	3
Caddo	Shreveport Police	497	497	0	96	62	19	6	0	0
Calcasieu	Calcasieu Parish Sheriff	780	730	50	100	19	7	33	3	4
Calcasieu	Lake Charles Police	148	148	0	89	49	11	1	0	0
E Baton Rouge	E Baton Rouge Parish Sheriff	712	712	0	100	18	10	41	4	3
E Baton Rouge	Baton Rouge Police	599	599	0	93	56	21	0	0	0
Jefferson	Jefferson Parish Sheriff	690	681	9	47	41	29	0	0	0
Jefferson	Kenner Police	141	141	0	92	54	14	9	1	1
Lafayette	Lafayette Parish Sheriff	485	485	0	97	9	9	52	1	1
Lafayette	Lafayette Police	228	228	0	94	43	20	0	0	0
Lafourche	Lafourche Parish Sheriff	167	167	0	65	38	14	25	3	2
Livingston	Livingston Parish Sheriff	162	149	13	92	28	8	21	2	4
Morehouse	Morehouse Parish Sheriff	171	166	5	100	58	6	27	2	2
Orleans	Orleans Parish Sheriff	685	685	0	---	6	2	82	6	4
Orleans	New Orleans Police	1,664	1,664	0	98	63	14	0	1	0
Ouachita	Ouachita Parish Sheriff	179	179	0	61	35	17	0	11	7
Ouachita	Monroe Police	177	177	0	99	58	9	2	0	0
Plaquemines	Plaquemines Parish Sheriff	250	232	18	100	25	3	38	1	2
Rapides	Rapides Parish Sheriff	429	407	22	100	25	7	43	1	1
Rapides	Alexandria Police	161	161	0	100	60	10	0	0	1
St Charles	St Charles Parish Sheriff	193	186	7	100	38	15	24	2	3
St John the Baptist	St John the Baptist Sheriff	207	206	1	100	25	5	19	1	1
St Landry	St Landry Parish Sheriff	130	130	0	100	35	14	0	0	3
St Martin	St Martin Parish Sheriff	155	142	13	68	17	8	46	3	3
St Tammany	St Tammany Parish Sheriff	501	501	0	93	27	14	23	5	3
Terrebonne	Terrebonne Parish Sheriff	325	325	0	100	30	10	36	2	2
MAINE										
Cumberland	Portland Police	152	152	0	97	73	26	0	1	0
MARYLAND										
Anne Arundel	Anne Arundel County Police	654	654	0	99	58	9	0	0	0
Anne Arundel	Annapolis Police	115	115	0	93	48	13	0	0	0
Baltimore	Baltimore County Police	1,754	1,754	0	99	73	12	0	0	0
Baltimore(city)	Baltimore Police	3,034	3,034	0	93	60	20	0	0	0
Charles	Charles County Sheriff	213	213	0	100	48	15	0	0	0
Harford	Harford County Sheriff	203	203	0	60	53	13	0	1	12
Howard	Howard County Police	328	328	0	100	67	23	0	0	0
Montgomery	Montgomery County Police	1,024	1,019	5	99	53	19	0	0	0
Prince George's	Prince George's County Police	1,431	1,431	0	99	42	13	0	0	0
MASSACHUSETTS										
Bristol	Fall River Police	201	201	0	83	67	18	7	0	1
Bristol	New Bedford Police	278	278	0	94	58	12	0	0	0
Bristol	Taunton Police	113	113	0	100	69	13	0	0	0
Essex	Lawrence Police	144	144	0	100	67	14	0	0	0
Essex	Lynn Police	182	182	0	100	56	10	0	0	0
Hampden	Chicopee Police	129	129	0	100	70	14	0	0	0
Hampden	Holyoke Police	147	133	14	90	35	24	2	0	1
Hampden	Springfield Police	607	607	0	100	35	16	0	0	0
Middlesex	Cambridge Police	264	264	0	96	72	14	0	0	0
Middlesex	Framingham Police	119	119	0	100	64	13	0	0	0
Middlesex	Lowell Police	249	249	0	96	54	12	0	0	0
Middlesex	Malden Police	106	106	0	100	55	11	0	0	0
Middlesex	Medford Police	131	131	0	---	---	---	---	---	---
Middlesex	Newton Police	161	161	0	100	78	7	0	0	0
Middlesex	Somerville Police	140	140	0	100	50	13	0	0	0
Middlesex	Waltham Police	144	144	0	100	67	14	0	0	0
Norfolk	Brookline Police	136	136	0	97	57	10	0	0	0
Norfolk	Quincy Police	218	218	0	100	73	17	0	0	0
Plymouth	Brockton Police	189	189	0	100	79	15	0	0	0
Suffolk	Boston Police	2,164	2,164	0	100	69	18	0	0	0
Suffolk	Revere Police	106	106	0	---	---	---	---	---	---
Worcester	Worcester Police	458	458	0	95	43	19	12	0	0

Table 2a - continued

County	Name of agency	Sworn personnel, 2000			Percent of authorized strength	Percent of full-time sworn personnel assigned to:				
		Total	Full-time	Part-time		Patrol	Investigations	Jail operations	Court security	Process serving
MICHIGAN										
Calhoun	Battle Creek Police	123	123	0	92 %	49 %	6 %	0 %	0 %	1 %
Genesee	Genesee County Sheriff	140	140	0	100	88	12	0	0	0
Genesee	Flint Police	337	337	0	99	49	9	1	1	0
Ingham	Lansing Police	263	263	0	100	60	12	0	1	0
Kalamazoo	Kalamazoo County Sheriff	142	142	0	100	31	11	38	6	0
Kalamazoo	Kalamazoo Police	284	284	0	100	42	16	2	1	0
Kent	Kent County Sheriff	167	167	0	100	60	19	5	5	0
Kent	Grand Rapids Police	360	360	0	93	58	21	0	0	0
Kent	Wyoming Police	101	101	0	98	74	12	0	1	0
Macomb	Macomb County Sheriff	202	202	0	100	50	13	7	9	0
Macomb	Sterling Heights Police	159	159	0	94	72	22	4	0	0
Macomb	Warren Police	242	242	0	100	71	14	5	0	0
Oakland	Oakland County Sheriff	954	800	154	100	41	8	48	3	1
Oakland	Farmington Hills Police	118	118	0	100	64	14	0	0	0
Oakland	Pontiac Police	167	167	0	98	43	31	0	0	0
Oakland	Royal Oak Police	100	100	0	98	72	17	0	0	0
Oakland	Southfield Police	157	157	0	98	76	19	0	0	0
Oakland	Troy Police	137	137	0	100	59	20	2	0	0
Saginaw	Saginaw Police	153	153	0	99	56	16	0	0	0
Washtenaw	Washtenaw County Sheriff	154	154	0	100	96	4	0	0	0
Washtenaw	Ann Arbor Police	187	187	0	98	39	19	0	1	0
Wayne	Wayne County Sheriff	821	821	0	93	14	5	58	14	1
Wayne	Dearborn Police	201	201	0	100	64	8	3	0	0
Wayne	Detroit Police	4,154	4,154	0	98	58	6	0	1	0
Wayne	Livonia Police	168	168	0	99	55	11	0	0	0
Wayne	Taylor Police	103	103	0	100	58	19	0	0	0
Wayne	Westland Police	105	105	0	100	56	26	0	0	0
MINNESOTA										
Hennepin	Hennepin County Sheriff	304	304	0	97	12	6	11	29	8
Hennepin	Bloomington Police	106	106	0	100	64	17	0	0	0
Hennepin	Minneapolis Police	902	902	0	100	65	20	0	0	0
Olmsted	Rochester Police	109	109	0	98	78	20	0	0	0
Ramsey	Ramsey County Sheriff	300	300	0	100	26	3	45	13	13
Ramsey	St Paul Police	576	576	0	100	64	18	0	0	0
St Louis	Duluth Police	148	148	0	97	73	27	0	0	0
MISSISSIPPI										
Forrest	Hattiesburg Police	112	112	0	93	71	12	0	2	2
Harrison	Harrison County Sheriff	148	148	0	164	43	11	7	24	4
Harrison	Biloxi Police	132	132	0	84	79	16	0	2	0
Harrison	Gulfport Police	183	181	2	100	55	17	0	2	0
Hinds	Jackson Police	419	419	0	100	44	15	0	1	0
Lauderdale	Meridian Police	115	115	0	100	63	19	0	2	0
Lee	Tupelo Police	117	117	0	100	55	14	0	3	0
Warren	Vicksburg Police	106	106	0	98	51	23	0	2	2
Washington	Greenville Police	101	101	0	90	77	9	0	0	0
MISSOURI										
Boone	Columbia Police	124	124	0	100	58	14	0	1	1
Buchanan	St Joseph Police	112	111	1	100	70	15	0	1	2
Greene	Springfield Police	308	308	0	96	49	7	0	0	0
Jackson	Independence Police	199	199	0	100	50	20	1	0	0
Jackson	Kansas City Police	1,253	1,253	0	95	69	22	0	0	0
Jefferson	Jefferson County Sheriff	157	155	2	94	52	15	6	7	4
St Charles	St Charles County Sheriff	131	125	6	100	55	17	0	12	6
St Charles	St Charles Police	103	103	0	---	---	---	---	---	---
St Louis	St Louis County Police	691	691	0	96	65	18	0	3	0
St Louis(city)	St Louis Police	1,489	1,489	0	100	49	19	1	0	0
MONTANA										
Yellowstone	Billings Police	121	121	0	100	64	16	0	1	0
NEBRASKA										
Douglas	Douglas County Sheriff	121	121	0	100	36	6	0	26	3
Douglas	Omaha Police	765	750	15	100	64	20	0	0	0
Lancaster	Lincoln Police	296	296	0	100	64	14	0	0	0
Sarpy	Sarpy County Sheriff	109	109	0	100	32	14	35	9	2

Table 2a - continued

County	Name of agency	Sworn personnel, 2000			Percent of authorized strength	Percent of full-time sworn personnel assigned to:				
		Total	Full-time	Part-time		Patrol	Investigations	Jail operations	Court security	Process serving
NEVADA										
Clark	Las Vegas Metropolitan Police	2,168	2,168	0	90 %	46 %	10 %	22 %	0 %	0 %
Clark	Henderson Police	232	232	0	97	72	9	14	0	0
Clark	North Las Vegas Police	170	170	0	94	60	18	0	0	0
Washoe	Washoe County Sheriff	439	419	20	99	27	9	59	2	0
Washoe	Reno Police	320	320	0	100	74	16	0	0	0
NEW HAMPSHIRE										
Hillsborough	Manchester Police	192	192	0	97	53	19	3	0	0
Hillsborough	Nashua Police	159	159	0	99	58	19	3	0	1
NEW JERSEY										
Atlantic	Atlantic City Police	409	409	0	100	59	26	5	1	0
Bergen	Hackensack Police	111	111	0	100	72	21	0	0	0
Camden	Camden Police	413	413	0	100	70	15	0	1	0
Camden	Cherry Hill Police	130	130	0	100	75	11	2	0	0
Cape May	Cape May County Sheriff	114	114	0	100	16	3	61	9	1
Cumberland	Vineland Police	139	139	0	100	58	9	0	1	0
Essex	Belleville Police	108	108	0	100	46	17	0	0	0
Essex	Bloomfield Police	119	119	0	97	77	11	0	0	0
Essex	East Orange Police	279	279	0	100	72	18	2	2	0
Essex	Irvington Police	168	168	0	100	60	15	5	1	0
Essex	Montclair Police	111	111	0	97	56	14	0	0	0
Essex	Newark Police	1,466	1,466	0	100	82	9	3	0	0
Essex	Orange Police	116	116	0	99	43	14	0	2	0
Essex	West Orange Police	103	103	0	100	73	18	0	0	0
Hudson	Hudson County Sheriff	204	204	0	100	25	15	0	49	5
Hudson	Bayonne Police	230	230	0	100	64	12	0	0	0
Hudson	Hoboken Police	175	168	7	95	84	15	0	1	0
Hudson	Jersey City Police	875	875	0	100	46	14	0	0	0
Hudson	Kearny Police	118	118	0	100	51	14	0	0	0
Hudson	North Bergen Police	105	105	0	100	57	10	0	1	0
Hudson	Union City Police	196	196	0	100	55	16	1	1	0
Hudson	West New York Police	118	118	0	100	58	18	0	1	3
Mercer	Hamilton Police	178	178	0	100	83	15	2	0	0
Mercer	Trenton Police	375	375	0	100	47	16	3	1	0
Middlesex	Edison Police	198	198	0	---	---	---	---	---	---
Middlesex	New Brunswick Police	141	141	0	100	57	18	0	0	0
Middlesex	Perth Amboy Police	125	125	0	100	58	19	0	0	0
Middlesex	Woodbridge Police	193	193	0	100	64	22	0	0	0
Morris	Parsippany Police	102	102	0	100	57	14	0	0	0
Ocean	Brick Township Police	113	113	0	100	66	13	0	0	0
Ocean	Dover Township Police	137	137	0	100	47	13	0	0	0
Passaic	Passaic County Sheriff	450	450	0	100	11	8	66	14	1
Passaic	Clifton Police	167	144	23	95	56	21	0	0	0
Passaic	Passaic Police	183	161	22	100	42	21	0	1	0
Passaic	Paterson Police	430	430	0	---	---	---	---	---	---
Passaic	Wayne Police	110	110	0	100	68	23	0	0	0
Union	Elizabeth Police	359	359	0	99	50	17	1	0	0
Union	Linden Police	129	129	0	100	50	20	4	2	0
Union	Plainfield Police	162	162	0	100	57	9	2	1	0
Union	Union Police	129	129	0	100	72	13	3	3	0
NEW MEXICO										
Bernalillo	Bernalillo County Sheriff	264	264	0	99	48	23	0	0	3
Bernalillo	Albuquerque Police	859	859	0	99	46	13	0	0	0
Dona Ana	Las Cruces Police	141	141	0	88	48	19	0	0	0
Santa Fe	Santa Fe Police	133	133	0	100	72	22	0	2	0
NEW YORK										
Albany	Albany County Sheriff	100	100	0	100	30	5	0	20	5
Albany	Albany Police	320	320	0	100	74	23	0	3	0
Albany	Colony Police	106	106	0	100	48	17	0	0	0
Broome	Binghamton Police	144	144	0	100	74	18	4	1	0
Dutchess	Dutchess County Sheriff	175	120	55	100	72	13	0	10	6
Erie	Erie County Sheriff	628	586	42	100	24	5	49	19	1
Erie	Amherst Police	151	151	0	100	44	18	2	1	0
Erie	Buffalo Police	928	928	0	97	59	14	0	0	0
Erie	Cheektowaga Police	123	123	0	100	69	17	0	2	0
Erie	Tonawanda Police	106	106	0	100	57	13	0	0	0
Monroe	Monroe County Sheriff	849	777	72	100	31	3	52	13	1
Monroe	Rochester Police	707	707	0	100	41	6	0	0	0

Table 2a - continued

County	Name of agency	Sworn personnel, 2000			Percent of authorized strength	Percent of full-time sworn personnel assigned to:				
		Total	Full-time	Part-time		Patrol	Investigations	Jail operations	Court security	Process serving
NEW YORK (cont)										
Nassau	Nassau County Police	3,038	3,038	0	100 %	49 %	14 %	0 %	0 %	0 %
Nassau	Hempstead Police	111	111	0	97	52	15	0	0	0
New York City	New York City Police	40,435	40,435	0	100	65	23	0	0	0
Niagara	Niagara County Sheriff	139	133	6	100	65	16	0	11	3
Niagara	Niagara Falls Police	158	158	0	100	48	13	3	1	0
Oneida	Utica Police	164	164	0	100	67	31	0	2	0
Onondaga	Onondaga County Sheriff	537	537	0	92	37	8	52	0	3
Onondaga	Syracuse Police	484	484	0	100	35	21	0	0	0
Rensselaer	Troy Police	159	114	45	100	66	11	0	3	0
Rockland	Rockland County Sheriff	294	226	68	96	16	8	82	3	3
Rockland	Clarkstown Police	160	160	0	100	57	14	0	0	0
Rockland	Ramapo Police	119	114	5	100	55	8	0	0	0
Schenectady	Schenectady Police	162	162	0	100	51	20	4	2	0
Suffolk	Suffolk County Sheriff	228	228	0	26	37	17	0	29	14
Suffolk	Suffolk County Police	2,564	2,564	0	84	66	22	0	0	0
Westchester	Westchester County Police	239	239	0	100	56	21	0	0	5
Westchester	Greenburgh Police	109	109	0	100	68	17	0	0	0
Westchester	Mt Vernon Police	166	166	0	90	54	20	2	0	0
Westchester	New Rochelle Police	186	186	0	100	59	0	0	0	0
Westchester	White Plains Police	202	202	0	100	62	20	4	0	0
Westchester	Yonkers Police	607	607	0	100	56	18	0	1	0
NORTH CAROLINA										
Alamance	Burlington Police	107	107	0	100	56	11	0	0	0
Buncombe	Buncombe County Sheriff	231	227	4	100	23	9	36	8	6
Buncombe	Asheville Police	173	173	0	100	80	14	0	0	0
Cabarrus	Cabarrus County Sheriff	137	136	1	100	29	4	18	8	4
Catawba	Hickory Police	104	104	0	100	76	13	0	0	0
Cumberland	Cumberland County Sheriff	301	301	0	97	22	29	5	11	9
Cumberland	Fayetteville Police	279	279	0	94	52	23	0	0	0
Davidson	Davidson County Sheriff	120	112	8	100	29	14	2	13	11
Durham	Durham County Sheriff	141	141	0	99	28	13	0	10	11
Durham	Durham Police	486	459	27	98	53	10	0	0	0
Forsyth	Forsyth County Sheriff	257	257	0	100	28	10	8	9	45
Forsyth	Winston-Salem Police	444	431	13	91	65	14	0	0	1
Gaston	Gaston County Police	131	131	0	94	55	15	0	0	0
Gaston	Gastonia Police	178	178	0	99	42	22	0	0	0
Guilford	Guilford County Sheriff	217	217	0	96	46	13	0	12	12
Guilford	Greensboro Police	497	497	0	100	37	17	0	0	0
Guilford	High Point Police	186	186	0	92	67	26	0	0	0
Mecklenburg	Charlotte-Mecklenburg Police	1,444	1,442	2	94	64	15	0	0	0
Nash	Rocky Mount Police	163	137	26	88	81	15	0	2	0
New Hanover	Wilmington Police	232	232	0	93	58	17	0	0	0
Orange	Orange County Sheriff	103	103	0	100	55	11	2	5	4
Pitt	Greenville Police	150	150	0	97	64	25	0	0	0
Rowan	Rowan County Sheriff	147	131	16	100	27	11	31	6	3
Union	Union County Sheriff	116	113	3	98	47	12	24	7	5
Wake	Wake County Sheriff	255	255	0	94	51	18	1	12	8
Wake	Raleigh Police	594	594	0	87	38	14	0	0	0
Wilson	Wilson Police	102	102	0	94	59	14	0	0	0
OHIO										
Butler	Butler County Sheriff	163	159	4	99	43	8	11	12	3
Butler	Hamilton Police	124	122	2	100	49	17	7	1	0
Clark	Clark County Sheriff	114	114	0	100	26	6	44	7	2
Clark	Springfield Police	125	125	0	100	63	14	0	0	0
Cuyahoga	Cleveland Police	1,822	1,822	0	64	44	15	2	0	0
Cuyahoga	Cleveland Heights Police	108	0	0	100	84	10	6	0	0
Cuyahoga	Euclid Police	101	101	0	100	78	16	1	0	2
Franklin	Franklin County Sheriff	370	370	0	100	32	18	25	10	4
Franklin	Columbus Police	1,744	1,744	0	100	61	22	0	1	0
Hamilton	Hamilton County Sheriff	550	550	0	100	18	5	42	9	3
Hamilton	Cincinnati Police	1,030	1,030	0	100	54	21	0	0	0
Lorain	Lorain Police	112	112	0	100	63	15	1	1	0
Lucas	Lucas County Sheriff	286	286	0	62	17	2	44	23	1
Lucas	Toledo Police	690	690	0	97	49	8	0	0	0
Mahoning	Youngstown Police	200	200	0	100	100	0	0	0	0
Montgomery	Montgomery County Sheriff	179	179	0	96	65	18	6	1	6
Montgomery	Dayton Police	511	511	0	100	53	20	0	1	0
Stark	Stark County Sheriff	115	115	0	100	63	0	25	10	3
Stark	Canton Police	189	189	0	100	56	20	3	0	1
Summit	Summit County Sheriff	371	364	7	100	16	6	68	9	1
Summit	Akron Police	487	487	0	100	63	25	0	3	0

Table 2a - continued

County	Name of agency	Sworn personnel, 2000			Percent of authorized strength	Percent of full-time sworn personnel assigned to:				
		Total	Full-time	Part-time		Patrol	Investigations	Jail operations	Court security	Process serving
OKLAHOMA										
Cleveland	Norman Police	127	127	0	100 %	58 %	14 %	0 %	0 %	0 %
Comanche	Lawton Police	151	151	0	100	66	17	0	0	0
Oklahoma	Oklahoma County Sheriff	438	138	300	100	36	11	4	23	17
Oklahoma	Oklahoma City Police	1,011	1,011	0	98	66	14	1	0	0
Tulsa	Tulsa County Sheriff	145	145	0	100	47	11	0	20	5
Tulsa	Tulsa Police	819	819	0	107	41	14	0	0	0
OREGON										
Clackamas	Clackamas County Sheriff	293	293	0	94	53	13	11	3	3
Douglas	Douglas County Sheriff	140	114	26	100	39	11	19	4	3
Jackson	Jackson County Sheriff	109	109	0	100	31	4	55	0	3
Lane	Lane County Sheriff	167	167	0	100	62	15	0	0	1
Lane	Eugene Police	135	131	4	92	37	6	38	2	2
Marion	Salem Police	172	172	0	100	60	11	0	0	0
Multnomah	Gresham Police	104	104	0	96	60	13	0	0	0
Multnomah	Portland Police	1,014	1,007	7	97	48	8	0	0	0
Washington	Washington County Sheriff	380	300	80	71	37	12	40	3	2
Washington	Beaverton Police	109	109	0	100	72	13	2	2	0
PENNSYLVANIA										
Allegheny	Allegheny County Sheriff	171	171	0	100	15	18	4	29	6
Allegheny	Allegheny County Police	205	205	0	100	51	34	0	0	0
Allegheny	Pittsburgh Police	1,036	1,036	0	94	65	18	0	0	0
Berks	Reading Police	205	205	0	100	58	16	0	0	0
Dauphin	Harrisburg Police	168	168	0	100	63	20	0	0	1
Delaware	Chester Police	105	105	0	100	67	10	6	0	0
Delaware	Upper Darby Township Police	112	112	0	100	70	15	0	0	0
Erie	Erie Police	201	201	0	100	64	13	0	0	0
Lackawanna	Scranton Police	165	165	0	100	72	10	0	0	1
Lancaster	Lancaster Police	160	160	0	100	48	21	0	0	0
Lehigh	Allentown Police	211	211	0	98	65	21	0	0	0
Montgomery	Lower Merion Township Police	136	136	0	100	68	9	0	0	0
Northampton	Bethlehem Police	142	142	0	100	56	11	0	0	0
Philadelphia	Philadelphia Police	7,024	7,024	0	100	59	24	3	0	0
RHODE ISLAND										
Kent	Warwick Police	170	170	0	100	59	18	0	0	0
Providence	Cranston Police	149	149	0	100	58	23	0	0	0
Providence	Pawtucket Police	149	149	0	98	63	15	0	3	0
Providence	Providence Police	463	463	0	99	44	15	0	0	0
SOUTH CAROLINA										
Anderson	Anderson County Sheriff	130	127	3	100	43	17	0	7	9
Beaufort	Beaufort County Sheriff	155	155	0	97	56	12	0	3	8
Charleston	Charleston County Sheriff	240	240	0	100	45	8	1	8	3
Charleston	Charleston Police	335	335	0	96	41	11	0	0	0
Charleston	North Charleston Police	244	244	0	94	47	16	0	0	1
Florence	Florence County Sheriff	110	103	7	100	39	31	1	4	8
Greenville	Greenville County Sheriff	336	327	9	94	70	18	0	8	4
Greenville	Greenville Police	191	187	4	100	40	19	0	1	3
Horry	Horry County Police	185	185	0	89	28	14	0	0	10
Horry	Myrtle Beach Police	169	167	2	94	74	14	0	0	0
Lexington	Lexington County Sheriff	204	200	4	66	60	21	5	7	7
Richland	Richland County Sheriff	345	344	1	86	44	21	0	2	4
Richland	Columbia Police	295	292	3	100	68	13	0	0	0
Spartanburg	Spartanburg County Sheriff	276	276	0	100	51	26	0	4	2
Spartanburg	Spartanburg Police	142	142	0	96	32	8	0	0	0
SOUTH DAKOTA										
Minnehaha	Sioux Falls Police	170	170	0	100	64	16	0	0	0
TENNESSEE										
Blount	Blount County Sheriff	123	123	0	55	45	11	31	8	5
Davidson	Nashville Metropolitan Police	1,249	1,249	0	96	66	25	0	0	0
Hamilton	Hamilton County Sheriff	273	271	2	88	29	13	47	6	0
Hamilton	Chattanooga Police	432	432	0	90	78	18	0	0	0
Knox	Knox County Sheriff	427	387	40	60	41	11	39	4	6
Knox	Knoxville Police	401	401	0	96	67	25	0	0	0

Table 2a - continued

County	Name of agency	Sworn personnel, 2000			Percent of authorized strength	Percent of full-time sworn personnel assigned to:				
		Total	Full-time	Part-time		Patrol	Investigations	Jail operations	Court security	Process serving
TENNESSEE (cont)										
Madison	Jackson Police	179	179	0	77 %	78 %	19 %	0 %	2 %	1 %
Montgomery	Clarksville Police	207	207	0	97	63	22	0	0	0
Rutherford	Murfreesboro Police	158	158	0	100	82	18	0	0	0
Shelby	Shelby County Sheriff	525	525	0	93	23	32	0	19	8
Shelby	Memphis Police	1,904	1,904	0	100	56	6	0	1	0
Sullivan	Sullivan County Sheriff	101	101	0	48	55	16	17	9	2
Washington	Johnson City Police	164	164	0	100	69	14	0	0	0
TEXAS										
Bell	Killeen Police	137	137	0	90	59	28	0	0	0
Bell	Temple Police	106	106	0	95	73	22	0	1	0
Bexar	Bexar County Sheriff	430	430	0	32	31	12	0	23	7
Bexar	San Antonio Police	1,882	1,882	0	94	67	19	0	0	0
Brazoria	Brazoria County Sheriff	149	149	0	99	52	13	28	4	2
Cameron	Brownsville Police	217	217	0	100	55	30	0	2	0
Cameron	Harlingen Police	110	110	0	100	51	46	1	1	1
Collin	Plano Police	292	292	0	91	58	22	0	1	0
Dallas	Dallas County Sheriff	630	630	0	97	13	4	35	25	12
Dallas	Carrollton Police	143	143	0	97	54	18	2	0	0
Dallas	Dallas Police	2,862	2,862	0	93	64	21	1	0	0
Dallas	Garland Police	280	280	0	100	64	0	0	0	0
Dallas	Grand Prairie Police	181	181	0	94	68	18	0	0	0
Dallas	Irving Police	308	308	0	98	43	20	0	0	0
Dallas	Mesquite Police	200	200	0	99	66	18	2	1	0
Dallas	Richardson Police	153	153	0	96	48	24	0	1	0
Denton	Denton County Sheriff	110	110	0	100	27	11	2	13	16
Denton	Denton Police	129	129	0	98	49	16	0	2	0
Ector	Odessa Police	160	160	0	90	50	21	0	0	0
El Paso	El Paso County Sheriff	237	237	0	100	57	9	3	2	4
El Paso	El Paso Police	1,057	1,057	0	81	55	17	0	0	0
Fort Bend	Fort Bend County Sheriff	236	236	0	100	42	16	27	5	0
Galveston	Galveston County Sheriff	334	266	68	100	14	5	58	5	5
Galveston	Galveston Police	162	162	0	98	53	18	7	0	0
Gregg	Longview Police	133	133	0	93	49	15	0	0	0
Harris	Harris County Sheriff	2,584	2,584	0	91	26	12	60	0	1
Harris	Baytown Police	130	130	0	97	51	20	1	1	0
Harris	Houston Police	5,343	5,343	0	99	67	20	2	0	0
Harris	Pasadena Police	250	250	0	100	52	26	0	0	0
Hidalgo	Hidalgo County Sheriff	198	198	0	100	48	17	6	3	12
Hidalgo	McAllen Police	232	232	0	94	72	17	0	1	0
Jefferson	Beaumont Police	258	258	0	100	59	16	0	0	0
Jefferson	Port Arthur Police	110	110	0	91	65	23	0	0	0
Lubbock	Lubbock Police	301	301	0	94	70	25	0	0	0
McLennan	McLennan County Sheriff	101	101	0	96	33	7	49	4	8
McLennan	Waco Police	202	202	0	90	59	24	0	0	0
Midland	Midland Police	154	154	0	95	45	22	0	0	0
Montgomery	Montgomery County Sheriff	291	291	0	100	44	20	32	2	2
Nueces	Nueces County Sheriff	278	278	0	100	9	2	74	1	4
Nueces	Corpus Christi Police	407	407	0	94	55	10	0	0	0
Potter	Amarillo Police	264	264	0	93	45	30	0	0	0
Smith	Smith County Sheriff	173	103	70	51	35	21	29	10	2
Smith	Tyler Police	171	171	0	98	60	16	0	0	0
Tarrant	Tarrant County Sheriff	402	387	15	100	13	10	28	31	10
Tarrant	Arlington Police	485	485	0	97	45	15	0	0	0
Tarrant	Fort Worth Police	1,196	1,196	0	100	40	18	0	0	0
Taylor	Abilene Police	189	189	0	105	66	28	0	0	0
Tom Green	San Angelo Police	159	159	0	100	69	18	0	0	0
Travis	Travis County Sheriff	205	205	0	37	40	13	0	7	0
Travis	Austin Police	1,144	1,144	0	96	47	20	0	0	0
Victoria	Victoria County Sheriff	138	103	35	100	21	11	46	18	4
Webb	Webb County Sheriff	153	148	5	100	24	0	63	5	7
Webb	Laredo Police	345	345	0	100	58	12	0	1	0
Wichita	Wichita Falls Police	175	175	0	95	45	15	0	0	0
Williamson	Williamson County Sheriff	163	162	1	100	43	12	17	8	4
UTAH										
Salt Lake	Salt Lake County Sheriff	456	456	0	49	75	18	0	0	3
Salt Lake	Salt Lake City Police	409	409	0	99	59	22	0	0	0
Salt Lake	West Valley City Police	153	153	0	100	69	29	0	0	1
Utah	Utah County Sheriff	185	185	0	97	17	7	52	20	3
Weber	Ogden Police	120	120	0	100	54	28	0	0	1

Table 2a - continued

County	Name of agency	Sworn personnel, 2000			Percent of authorized strength	Percent of full-time sworn personnel assigned to:				
		Total	Full-time	Part-time		Patrol	Investigations	Jail operations	Court security	Process serving
VIRGINIA										
Albemarle	Albemarle County Police	104	104	0	100 %	64 %	13 %	0 %	0 %	0 %
Alexandria(city)	Alexandria Police	279	279	0	100	47	20	0	0	0
Arlington	Arlington County Police	362	362	0	100	52	14	0	0	0
Chesapeake(city)	Chesapeake Police	332	332	0	96	61	16	0	0	1
Chesterfield	Chesterfield County Police	398	398	0	91	65	21	0	0	0
Danville(city)	Danville Police	142	142	0	100	85	13	0	0	0
Fairfax	Fairfax County Police	1,165	1,163	2	97	85	11	0	0	0
Hampton(city)	Hampton Police	258	249	9	94	53	26	0	0	0
Hanover	Hanover County Sheriff	164	164	0	100	62	20	0	6	3
Henrico	Henrico County Police	495	495	0	88	44	10	0	0	0
Loudoun	Loudoun County Sheriff	230	227	3	94	47	15	20	7	2
Lynchburg(city)	Lynchburg Police	151	151	0	97	62	17	0	0	0
Newport News(city)	Newport News Police	377	377	0	95	58	15	0	0	1
Norfolk(city)	Norfolk Police	665	665	0	93	75	19	0	0	0
Portsmouth(city)	Portsmouth Police	262	246	16	98	37	16	0	0	0
Prince William	Prince William County Police	382	382	0	100	59	20	0	0	0
Richmond(city)	Richmond Police	703	703	0	85	3	12	0	0	3
Roanoke(city)	Roanoke Police	225	225	0	91	64	16	0	0	0
Suffolk(city)	Suffolk Police	136	136	0	100	65	14	0	0	1
Virginia Beach(city)	Virginia Beach Police	721	721	0	93	58	18	0	0	0
WASHINGTON										
Clark	Clark County Sheriff	133	133	0	100	58	20	5	2	2
Clark	Vancouver Police	160	160	0	93	66	9	0	0	0
King	King County Sheriff	653	653	0	63	50	17	0	2	2
King	Bellevue Police	166	166	0	100	41	11	0	0	0
King	Federal Way Police	101	101	0	100	70	21	0	0	0
King	Kent Police	127	127	0	100	61	17	0	0	0
King	Seattle Police	1,261	1,261	0	100	54	11	0	0	0
Kitsap	Kitsap County Sheriff	106	106	0	100	58	13	0	0	0
Pierce	Pierce County Sheriff	340	340	0	46	72	19	0	1	2
Pierce	Tacoma Police	378	378	0	99	61	15	0	0	0
Snohomish	Snohomish County Sheriff	220	220	0	100	55	19	0	0	0
Snohomish	Everett Police	176	176	0	98	51	19	0	0	0
Spokane	Spokane County Sheriff	236	211	25	100	57	16	0	0	2
Spokane	Spokane Police	292	292	0	100	52	16	0	0	0
Thurston	Thurston County Sheriff	162	162	0	100	36	7	46	1	2
Yakima	Yakima Police	108	108	0	97	51	17	1	0	1
WEST VIRGINIA										
Cabell	Huntington Police	104	104	0	100	52	17	0	0	0
Kanawha	Charleston Police	180	180	0	100	54	12	0	0	0
WISCONSIN										
Brown	Brown County Sheriff	132	132	0	98	55	8	8	7	2
Brown	Green Bay Police	191	191	0	98	56	13	0	1	0
Dane	Dane County Sheriff	370	370	0	96	20	7	46	6	2
Dane	Madison Police	374	374	0	100	60	13	0	1	2
Kenosha	Kenosha County Sheriff	109	109	0	100	45	16	17	0	2
Kenosha	Kenosha Police	180	180	0	100	72	22	0	1	0
Milwaukee	Milwaukee County Sheriff	671	671	0	96	18	10	52	17	1
Milwaukee	Milwaukee Police	1,998	1,998	0	93	70	12	2	0	0
Milwaukee	West Allis Police	136	136	0	100	45	13	0	0	0
Outgamie	Appleton Police	111	111	0	100	52	11	0	0	0
Racine	Racine County Sheriff	197	197	0	100	23	11	36	9	1
Racine	Racine Police	200	200	0	100	61	17	0	0	0
Waukesha	Waukesha County Sheriff	151	151	0	100	47	18	0	9	4
Waukesha	Waukesha Police	109	109	0	100	65	16	0	0	0

Note: Personnel data are for the pay period that included June 30, 2000. Primary duty area categories are not intended to be exhaustive.

---Data were not provided by an agency.

Table 3a. Gender, race, and ethnicity of full-time sworn personnel in local law enforcement agencies, 2000

County	Name of agency	Percent of full-time sworn personnel								
		Percent of full-time sworn personnel		African American or Black	American Indian	Asian	Hawaiian/Pacific Islander	Hispanic, any race	White	Other race
		Female	Male							
ALABAMA										
Etowah	Gadsden Police	8 %	92 %	8 %	0 %	2 %	0 %	2 %	88 %	0 %
Houston	Dothan Police	4	96	6	0	0	0	1	92	0
Jefferson	Jefferson County Sheriff	14	86	26	0	0	0	0	74	0
Jefferson	Bessemer Police	6	94	39	0	0	0	0	61	0
Jefferson	Birmingham Police	17	83	55	0	0	0	0	45	0
Jefferson	Hoover Police	6	94	5	0	0	0	0	95	0
Madison	Huntsville Police	5	95	11	1	1	0	1	87	0
Mobile	Mobile County Sheriff	7	93	21	0	0	0	0	79	0
Mobile	Mobile Police	10	90	24	0	0	0	1	74	0
Montgomery	Montgomery County Sheriff	20	80	42	1	0	0	0	57	0
Montgomery	Montgomery Police	11	89	31	0	1	0	1	67	0
Morgan	Decatur Police	10	90	6	0	0	0	2	92	0
Tuscaloosa	Tuscaloosa Police	9	91	15	0	1	0	2	81	0
ALASKA										
Anchorage	Anchorage Police	13	87	5	2	5	0	4	84	0
ARIZONA										
Maricopa	Maricopa County Sheriff	---	---	---	---	---	---	---	---	---
Maricopa	Chandler Police	7	93	4	0	1	0	10	85	0
Maricopa	Glendale Police	11	89	2	0	2	0	15	82	0
Maricopa	Mesa Police	10	90	3	1	1	0	15	80	0
Maricopa	Phoenix Police	15	85	4	0	2	0	12	82	0
Maricopa	Scottsdale Police	12	88	3	1	1	0	4	90	0
Maricopa	Tempe Police	13	87	2	1	0	0	5	93	0
Pima	Pima County Sheriff	14	86	3	1	2	0	21	73	0
Pima	Tucson Police	16	84	3	1	2	0	21	73	0
Pinal	Pinal County Sheriff	3	97	3	0	0	0	19	78	0
Yuma	Yuma Police	15	85	2	0	2	0	20	76	0
ARKANSAS										
Craighead	Jonesboro Police	7	93	2	1	0	0	0	97	0
Jefferson	Pine Bluff Police	9	91	33	0	0	0	1	66	0
Pulaski	Pulaski County Sheriff	9	91	11	2	0	0	1	86	1
Pulaski	Little Rock Police	18	82	23	0	0	0	1	75	0
Pulaski	North Little Rock Police	8	92	6	0	1	0	1	91	1
Sebastian	Fort Smith Police	3	97	2	1	1	0	1	95	0
CALIFORNIA										
Alameda	Alameda County Sheriff	13	87	16	1	5	0	10	68	0
Alameda	Alameda Police	9	91	4	1	6	5	10	73	2
Alameda	Berkeley Police	15	85	22	0	14	1	7	56	0
Alameda	Fremont Police	10	90	3	0	5	0	6	86	0
Alameda	Hayward Police	11	89	6	0	9	0	14	71	1
Alameda	Oakland Police	10	90	26	0	0	9	16	45	3
Butte	Butte County Sheriff	3	97	1	1	0	0	2	96	0
Contra Costa	Contra Costa County Sheriff	13	87	10	1	3	0	7	78	0
Contra Costa	Concord Police	17	83	3	3	5	0	9	80	0
Contra Costa	Richmond Police	7	93	31	1	5	0	12	50	0
El Dorado	El Dorado County Sheriff	4	96	0	2	1	0	1	96	0
Fresno	Fresno County Sheriff	8	92	3	0	3	0	20	73	0
Fresno	Fresno Police	11	89	6	0	2	2	27	62	0
Kern	Kern County Sheriff	8	92	2	1	1	0	11	83	1
Kern	Bakersfield Police	11	89	10	0	1	0	4	86	0
Los Angeles	Los Angeles County Sheriff	14	86	10	0	4	1	26	60	0
Los Angeles	Beverly Hills Police	6	94	4	1	7	0	7	80	0
Los Angeles	Burbank Police	5	95	2	2	1	0	10	85	0
Los Angeles	Culver City Police	8	92	7	0	0	0	2	91	0
Los Angeles	Downey Police	5	95	2	1	2	1	15	79	0
Los Angeles	El Monte Police	6	94	2	1	4	0	29	64	0
Los Angeles	Glendale Police	8	92	2	0	4	0	17	77	0
Los Angeles	Inglewood Police	9	91	23	0	6	0	23	48	0
Los Angeles	Long Beach Police	11	89	6	1	7	0	19	67	0
Los Angeles	Los Angeles Police	18	82	14	1	7	0	33	46	0
Los Angeles	Pasadena Police	14	86	19	0	6	0	30	42	3
Los Angeles	Pomona Police	5	95	7	0	4	0	19	70	0
Los Angeles	Redondo Beach Police	6	94	3	3	2	1	14	78	0
Los Angeles	Santa Monica Police	14	86	15	0	4	0	23	57	0
Los Angeles	Torrance Police	4	96	3	0	4	2	9	81	0
Los Angeles	West Covina Police	7	93	6	0	2	1	9	82	1
Los Angeles	Whittier Police	6	94	3	0	3	0	43	51	0

Table 3a - continued

County	Name of agency	Percent of full-time sworn personnel								
		Percent of full-time sworn personnel		African American or Black	American Indian	Asian	Hawaiian/Pacific Islander	Hispanic, any race	White	Other race
		Female	Male							
CALIFORNIA (cont)										
Marin	Marin County Sheriff	13 %	87 %	3 %	3 %	1 %	1 %	8 %	86 %	0 %
Monterey	Monterey County Sheriff	13	87	7	2	0	7	21	64	0
Monterey	Salinas Police	5	95	3	1	5	1	23	67	0
Orange	Orange County Sheriff-Coroner	14	86	4	1	5	0	15	74	1
Orange	Anaheim Police	10	90	2	1	4	0	18	76	0
Orange	Brea Police	11	89	0	0	1	1	11	87	0
Orange	Costa Mesa Police	---	---	---	---	---	---	---	---	---
Orange	Fullerton Police	8	92	2	0	1	0	9	88	0
Orange	Garden Grove Police	6	94	3	0	6	0	16	76	0
Orange	Huntington Beach Police	5	95	3	1	4	0	7	85	0
Orange	Irvine Police	13	87	1	0	4	1	5	89	0
Orange	Newport Beach Police	4	96	2	0	2	0	4	92	0
Orange	Orange Police	10	90	2	0	2	1	13	83	0
Orange	Santa Ana Police	10	90	1	0	3	0	37	58	0
Orange	Westminster Police	5	95	1	0	9	0	8	82	0
Placer	Placer County Sheriff	11	89	0	0	0	2	6	91	0
Riverside	Riverside County Sheriff	10	90	3	1	1	1	17	78	0
Riverside	Corona Police	9	91	4	0	0	1	25	69	1
Riverside	Riverside Police	8	92	6	0	0	0	14	79	0
Sacramento	Sacramento County Sheriff	11	89	4	0	0	0	4	92	0
Sacramento	Sacramento Police	14	86	6	1	9	2	12	71	0
San Bernardino	San Bernardino County Sheriff	14	86	6	2	2	0	18	73	0
San Bernardino	Fontana Police	4	96	2	1	0	0	15	82	0
San Bernardino	Ontario Police	5	95	4	0	3	0	22	71	0
San Bernardino	Rialto Police	15	85	15	1	1	1	21	61	0
San Bernardino	San Bernardino Police	9	91	9	0	2	1	17	71	0
San Diego	San Diego County Sheriff	18	82	10	1	0	6	18	64	0
San Diego	Chula Vista Police	11	89	6	1	3	0	18	69	4
San Diego	El Cajon Police	6	94	1	2	0	4	4	89	0
San Diego	Escondido Police	12	88	2	0	0	0	11	87	0
San Diego	Oceanside Police	11	89	7	0	1	3	10	79	0
San Diego	San Diego Police	14	86	9	1	3	2	16	69	0
San Francisco	San Francisco Police	15	85	10	1	13	4	13	60	0
San Joaquin	San Joaquin County Sheriff	11	89	3	0	2	0	11	84	0
San Joaquin	Stockton Police	10	90	5	2	6	0	15	72	0
San Luis Obispo	San Luis Obispo County Sheriff	3	97	1	1	1	0	2	95	0
San Mateo	San Mateo County Sheriff	18	82	8	1	5	0	13	74	0
San Mateo	Daly City Police	9	91	4	0	12	0	7	78	0
San Mateo	San Mateo Police	14	86	3	0	6	0	10	81	0
Santa Barbara	Santa Barbara County Sheriff	17	83	2	1	2	0	18	77	0
Santa Barbara	Santa Barbara Police	6	94	1	0	3	0	17	78	1
Santa Clara	Santa Clara County Sheriff	12	88	4	1	5	0	20	71	0
Santa Clara	San Jose Police	9	91	6	1	8	0	23	63	0
Santa Clara	Santa Clara Police	7	93	2	0	0	0	3	95	0
Santa Clara	Sunnyvale Police	6	94	3	2	8	0	9	74	3
Santa Cruz	Santa Cruz County Sheriff	7	93	2	1	2	0	15	80	0
Shasta	Shasta County Sheriff	13	87	0	0	1	0	2	97	0
Solano	Fairfield Police	7	93	6	0	7	1	10	76	0
Solano	Vallejo Police	7	93	14	0	4	3	11	68	0
Sonoma	Sonoma County Sheriff-Coroner	8	92	2	1	0	0	5	88	5
Sonoma	Santa Rosa Police	8	92	2	2	2	0	6	89	0
Stanislaus	Stanislaus County Sheriff	5	95	1	0	0	0	12	86	0
Stanislaus	Modesto Police	4	96	2	1	2	0	15	80	0
Tulare	Tulare County Sheriff	8	92	1	1	1	1	28	68	0
Tulare	Visalia Police	9	91	2	0	3	0	15	81	0
Ventura	Ventura County Sheriff	12	88	2	1	3	1	18	75	0
Ventura	Oxnard Police	9	91	5	1	3	2	27	63	0
Ventura	Simi Valley Police	5	95	1	0	4	0	8	87	0
Ventura	Ventura Police	9	91	3	0	1	0	18	78	0
COLORADO										
Adams	Adams County Sheriff	19	81	2	1	1	0	13	84	0
Adams	Thornton Police	12	88	0	0	0	0	7	93	0
Adams	Westminster Police	11	89	2	0	1	0	6	90	1
Arapahoe	Arapahoe County Sheriff	13	87	1	1	2	0	6	90	0
Arapahoe	Aurora Police	11	89	4	1	1	0	7	87	0
Boulder	Boulder County Sheriff	23	77	3	0	0	0	12	85	0
Boulder	Boulder Police	23	77	5	2	2	0	7	84	0
Denver	Denver Police	11	89	10	1	1	0	19	69	0
Douglas	Douglas County Sheriff	14	86	1	0	0	0	5	94	0
El Paso	El Paso County Sheriff	20	80	9	0	0	0	10	81	0
El Paso	Colorado Springs Police	12	88	5	1	1	0	11	81	0

Table 3a - continued

County	Name of agency	Percent of full-time sworn personnel								
		Percent of full-time sworn personnel		African American or Black	American Indian	Asian	Hawaiian/Pacific Islander	Hispanic, any race	White	Other race
		Female	Male							
COLORADO (cont)										
Jefferson	Jefferson County Sheriff	14 %	86 %	1 %	1 %	0 %	1 %	3 %	94 %	0 %
Jefferson	Arvada Police	17	83	1	0	0	0	8	92	0
Jefferson	Lakewood Police	20	80	2	0	1	0	7	91	0
Larimer	Larimer County Sheriff	7	93	1	1	1	0	3	94	0
Larimer	Fort Collins Police	15	85	1	0	1	0	6	92	0
Pueblo	Pueblo Police	9	91	0	1	0	1	19	80	0
Weld	Weld County Sheriff	14	86	0	0	1	0	9	90	0
Weld	Greeley Police	11	89	1	0	0	0	10	89	0
CONNECTICUT										
Fairfield	Bridgeport Police	11	89	18	0	0	0	25	56	0
Fairfield	Danbury Police	8	92	3	0	1	0	5	92	0
Fairfield	Fairfield Police	8	92	1	0	0	0	5	94	0
Fairfield	Greenwich Police	5	95	6	0	0	0	3	92	0
Fairfield	Norwalk Police	11	89	15	1	1	0	7	75	2
Fairfield	Stamford Police	6	94	7	0	0	0	4	89	0
Fairfield	Stratford Police	6	94	7	1	0	0	9	83	0
Hartford	Bristol Police	5	95	3	0	0	0	0	97	0
Hartford	East Hartford Police	9	91	5	0	0	1	5	89	0
Hartford	Hartford Police	13	87	16	0	0	0	18	65	0
Hartford	Manchester Police	9	91	4	0	0	1	3	91	0
Hartford	New Britain Police	7	93	4	0	0	0	5	91	0
Hartford	West Hartford Police	6	94	2	0	0	0	3	95	0
Middlesex	Middletown Police	9	91	3	0	1	0	2	94	0
New Haven	Hamden Police	4	96	2	0	1	0	0	97	0
New Haven	Meriden Police	7	93	6	0	0	0	9	84	0
New Haven	Milford Police	5	95	0	0	0	0	4	96	0
New Haven	New Haven Police	18	82	27	0	0	0	13	60	0
New Haven	Waterbury Police	6	94	8	0	0	0	14	78	0
New Haven	West Haven Police	8	92	6	0	0	0	2	92	0
DELAWARE										
New Castle	New Castle County Police	12	88	9	1	1	0	5	85	0
New Castle	Wilmington Police	9	91	28	0	0	0	6	65	1
DISTRICT OF COLUMBIA										
Washington, DC	Washington Metropolitan Police	24	76	66	0	1	0	5	28	0
FLORIDA										
Alachua	Alachua County Sheriff	10	90	12	0	0	0	3	83	2
Alachua	Gainesville Police	15	85	15	0	0	0	5	79	1
Bay	Bay County Sheriff	9	91	1	1	0	0	1	97	0
Brevard	Brevard County Sheriff	11	89	6	0	1	0	3	91	0
Brevard	Melbourne Police	12	88	9	0	0	0	3	88	0
Brevard	Palm Bay Police	12	88	6	2	1	0	5	87	0
Broward	Broward County Sheriff	10	90	12	0	0	0	7	81	0
Broward	Coral Springs Police	13	87	3	0	1	0	5	90	0
Broward	Davie Police	8	92	1	0	0	0	3	96	0
Broward	Fort Lauderdale Police	10	90	9	0	0	0	6	85	0
Broward	Hollywood Police	12	88	6	0	1	0	12	80	0
Broward	Margate Police	9	91	5	0	0	0	4	92	0
Broward	Miramar Police	10	90	12	1	1	0	13	74	0
Broward	Pembroke Pines Police	10	90	3	0	0	0	6	90	0
Broward	Plantation Police	13	88	4	0	1	0	3	92	0
Broward	Sunrise Police	9	91	5	0	1	1	13	80	0
Charlotte	Charlotte County Sheriff	12	88	1	1	1	0	3	95	0
Citrus	Citrus County Sheriff	9	91	3	0	0	0	1	96	0
Clay	Clay County Sheriff	10	90	3	0	1	0	1	95	0
Collier	Collier County Sheriff	12	88	2	0	1	0	11	87	0
Duval	Jacksonville Sheriff	11	89	19	0	2	0	1	77	0
Escambia	Escambia County Sheriff	9	91	7	1	1	0	1	91	0
Escambia	Pensacola Police	11	89	9	0	0	0	1	90	0
Hernando	Hernando County Sheriff	8	92	4	1	1	0	4	90	0
Highlands	Highlands County Sheriff	18	82	6	1	1	1	4	87	0
Hillsborough	Hillsborough County Sheriff	16	84	10	0	0	0	14	75	1
Hillsborough	Tampa Police	15	85	12	1	1	0	13	73	0
Indian River	Indian River County Sheriff	8	92	8	0	0	0	1	90	0
Lake	Lake County Sheriff	26	74	5	0	0	0	1	93	0
Lee	Lee County Sheriff	14	86	3	0	0	0	2	94	0
Lee	Cape Coral Police	11	89	2	0	1	0	4	93	0
Lee	Fort Myers Police	11	89	11	0	1	0	5	84	0

Table 3a - continued

County	Name of agency	Percent of full-time sworn personnel								
		Percent of full-time sworn personnel		African American or Black	American Indian	Asian	Hawaiian/Pacific Islander	Hispanic, any race	White	Other race
		Female	Male							
FLORIDA (cont)										
Leon	Leon County Sheriff	16 %	84 %	18 %	0 %	0 %	0 %	0 %	82 %	0 %
Leon	Tallahassee Police	22	78	19	0	0	1	3	77	0
Manatee	Manatee County Sheriff	13	87	6	0	0	0	2	92	0
Marion	Marion County Sheriff	14	86	8	0	0	0	2	90	0
Marion	Ocala Police	16	84	11	0	1	0	2	86	0
Martin	Martin County Sheriff	6	94	9	0	0	0	6	84	0
Miami-Dade	Miami-Dade Police	22	78	18	0	1	0	39	43	0
Miami-Dade	Coral Gables Police	14	86	5	0	1	0	34	60	0
Miami-Dade	Hialeah Police	11	89	7	0	1	0	63	29	0
Miami-Dade	Miami Police	18	82	27	0	0	0	54	19	1
Miami-Dade	Miami Beach Police	10	90	9	0	1	0	34	56	0
Miami-Dade	North Miami Police	14	86	15	0	1	0	22	63	0
Miami-Dade	North Miami Beach Police	18	82	17	0	1	0	27	54	1
Monroe	Monroe County Sheriff	15	85	4	1	0	1	9	86	0
Okaloosa	Okaloosa County Sheriff	11	89	5	0	2	0	1	91	0
Orange	Orange County Sheriff	14	86	11	1	1	0	12	76	0
Orange	Orlando Police	20	80	21	0	2	0	13	63	0
Osceola	Osceola County Sheriff	12	88	4	0	0	0	12	83	0
Palm Beach	Palm Beach County Sheriff	9	91	8	0	0	0	7	85	0
Palm Beach	Boca Raton Police	14	86	5	0	3	0	11	81	0
Palm Beach	Boynton Beach Police	10	90	14	0	0	0	6	80	0
Palm Beach	Delray Beach Police	8	92	13	1	0	0	3	82	2
Palm Beach	Riviera Beach Police	14	86	69	0	0	0	0	31	0
Palm Beach	West Palm Beach Police	9	91	15	0	0	0	7	77	0
Pasco	Pasco County Sheriff	9	91	1	0	1	0	3	96	0
Pinellas	Pinellas County Sheriff	12	88	7	0	0	0	3	89	0
Pinellas	Clearwater Police	13	87	8	0	0	1	5	86	0
Pinellas	Largo Police	20	80	3	1	1	0	2	93	0
Pinellas	St Petersburg Police	12	88	15	0	1	0	3	80	0
Polk	Polk County Sheriff	14	86	5	0	0	0	3	92	0
Polk	Lakeland Police	13	87	12	0	1	0	3	84	0
Putnam	Putnam County Sheriff	36	64	15	1	1	0	1	83	0
St Johns	St Johns County Sheriff	13	87	5	1	0	0	3	90	1
St Lucie	St Lucie County Sheriff	10	90	4	0	0	0	1	94	0
St Lucie	Fort Pierce Police	14	86	21	0	2	0	7	69	0
St Lucie	Port St Lucie Police	10	90	8	3	2	0	8	80	0
Santa Rosa	Santa Rosa County Sheriff	8	92	3	1	1	0	1	94	0
Sarasota	Sarasota County Sheriff	10	90	1	0	0	0	1	98	0
Sarasota	Sarasota Police	13	87	10	0	0	0	2	89	0
Seminole	Seminole County Sheriff	15	85	7	0	0	0	6	87	0
Seminole	Altamonte Springs Police	11	89	6	0	0	0	7	87	0
Volusia	Volusia County Sheriff	8	92	5	0	1	0	4	90	0
Volusia	Daytona Beach Police	17	83	10	0	1	0	2	86	1
GEORGIA										
Bartow	Bartow County Sheriff	16	84	5	0	0	0	1	94	0
Bibb	Bibb County Sheriff	12	88	41	0	1	0	0	57	0
Bibb	Macon Police	12	88	36	0	0	0	2	62	0
Chatham	Chatham County Police	17	83	28	0	0	0	2	70	0
Chatham	Savannah Police	12	88	38	0	1	0	2	59	0
Cherokee	Cherokee County Sheriff	15	85	2	1	0	0	1	97	0
Clarke	Athens-Clarke County Police	11	90	13	0	0	0	2	86	0
Clayton	Clayton County Police	---	---	---	---	---	---	---	---	---
Cobb	Cobb County Police	6	94	7	0	1	0	2	89	0
Cobb	Marietta Police	8	92	9	0	0	0	1	89	0
Columbia	Columbia County Sheriff	13	87	9	0	2	0	6	83	1
De Kalb	De Kalb County Police	12	88	8	1	1	0	5	85	0
Dougherty	Albany Police	17	83	51	0	0	0	2	47	0
Douglas	Douglas County Sheriff	23	77	10	0	1	0	0	89	0
Forsyth	Forsyth County Sheriff	6	94	0	0	0	0	1	99	0
Fulton	Fulton County Police	16	84	36	0	1	0	1	62	0
Fulton	Atlanta Police	17	83	57	0	1	0	1	41	0
Fulton	East Point Police	9	91	42	0	0	0	1	57	0
Fulton	Roswell Police	13	87	6	1	0	2	2	90	0
Glynn	Glynn County Police	10	90	14	0	0	0	3	83	0
Gwinnett	Gwinnett County Police	12	88	7	0	1	0	2	89	0
Hall	Hall County Sheriff	12	88	3	0	0	0	2	95	0
Muscogee	Muscogee County Sheriff	22	78	23	0	0	0	3	74	0
Muscogee	Columbus Police	11	89	30	0	0	0	0	66	4
Richmond	Augusta-Richmond Co Sheriff	15	85	23	0	0	0	4	72	0

Table 3a - continued

County	Name of agency	Percent of full-time sworn personnel								
		Percent of full-time sworn personnel		African American or Black	American Indian	Asian	Hawaiian/Pacific Islander	Hispanic, any race	White	Other race
		Female	Male							
HAWAII										
Hawaii	Hawaii County Police	6 %	94 %	0 %	0 %	22 %	35 %	0 %	25 %	17 %
Honolulu	Honolulu Police	10	90	2	0	37	29	2	17	13
Kauai	Kauai County Police	4	96	1	0	34	31	0	16	17
Maui	Maui County Police	8	92	1	0	39	14	8	39	0
IDAHO										
Ada	Boise Police	9	91	0	0	0	0	6	94	1
Canyon	Canyon County Sheriff	5	95	0	0	1	0	1	98	0
ILLINOIS										
Champaign	Champaign Police	6	94	6	0	1	0	1	92	0
Cook	Cook County Sheriff	---	---	---	---	---	---	---	---	---
Cook	Arlington Heights Police	6	94	0	0	0	0	2	98	0
Cook	Chicago Police	21	79	26	0	1	0	13	60	0
Cook	Cicero Police	8	92	5	0	2	0	21	73	0
Cook	Evanston Police	10	90	23	0	1	0	4	72	0
Cook	Oak Lawn Police	3	97	1	0	0	0	3	96	0
Cook	Oak Park Police	8	92	18	0	0	2	5	75	0
Cook	Schaumburg Police	0	100	0	0	1	0	1	97	0
Cook	Skokie Police	5	95	2	2	3	0	5	88	0
Du Page	Du Page County Sheriff	16	84	9	0	0	0	6	84	1
Du Page	Naperville Police	10	90	3	0	2	0	1	94	0
Kane	Aurora Police	8	92	6	0	0	0	9	84	0
Kane	Elgin Police	7	93	7	0	0	0	7	82	4
Lake	Lake County Sheriff	5	95	4	0	0	2	2	92	0
Lake	Waukegan Police	4	96	12	0	2	0	11	75	0
Macon	Decatur Police	4	96	4	0	0	0	1	95	0
Peoria	Peoria Police	11	89	17	0	2	0	1	80	0
Sangamon	Springfield Police	6	94	4	0	0	0	0	96	0
Will	Will County Sheriff	8	92	6	0	0	0	1	92	0
Will	Joliet Police	4	96	9	1	0	0	7	84	0
Winnebago	Winnebago County Sheriff	3	97	3	0	0	0	1	97	0
Winnebago	Rockford Police	13	87	9	0	1	0	7	82	0
INDIANA										
Allen	Allen County Sheriff	7	93	6	1	0	0	1	93	0
Allen	Fort Wayne Police	10	90	15	1	1	0	5	79	0
Delaware	Muncie Police	11	89	8	0	0	0	0	93	0
Elkhart	Elkhart Police	10	90	6	0	0	0	1	93	0
Howard	Kokomo Police	9	91	5	2	2	0	1	90	0
Lake	Lake County Sheriff	7	93	16	0	0	0	13	71	0
Lake	East Chicago Police	5	95	33	0	0	0	47	20	0
Lake	Gary Police	8	92	59	0	0	0	7	34	0
Lake	Hammond Police	6	94	4	0	0	0	10	86	0
Madison	Anderson Police	5	95	13	1	0	0	0	86	0
Marion	Marion County Sheriff	12	88	8	0	0	0	1	91	0
Marion	Indianapolis Police	14	86	17	1	0	0	1	82	0
St Joseph	St Joseph County Sheriff	5	95	3	0	0	0	1	96	0
St Joseph	South Bend Police	9	91	12	0	0	0	2	86	0
Vanderburgh	Vanderburgh County Sheriff	5	95	2	0	0	0	1	97	0
Vanderburgh	Evansville Police	9	91	3	0	0	0	0	97	0
Vigo	Terre Haute Police	4	96	2	0	0	0	0	98	0
IOWA										
Black Hawk	Waterloo Police	0	100	4	0	0	0	0	96	0
Linn	Cedar Rapids Police	9	91	3	0	0	0	2	95	0
Polk	Polk County Sheriff	12	88	2	1	1	0	1	96	0
Polk	Des Moines Police	10	90	3	0	1	0	1	94	0
Pottawattamie	Council Bluffs Police	5	95	0	0	0	0	3	97	0
Scott	Davenport Police	9	91	3	0	0	0	1	96	0
Woodbury	Sioux City Police	10	90	2	2	0	0	1	95	0
KANSAS										
Douglas	Lawrence Police	6	94	4	9	1	0	3	81	3
Johnson	Johnson County Sheriff	16	84	3	0	0	0	2	95	0
Johnson	Olathe Police	7	93	3	1	1	0	3	92	0
Johnson	Overland Park Police	12	89	6	0	2	0	4	90	0
Sedgwick	Sedgwick County Sheriff	13	87	7	1	2	0	3	87	0
Sedgwick	Wichita Police	11	89	9	0	0	0	5	82	3
Shawnee	Topeka Police	7	93	4	1	0	0	6	89	0
Wyandotte	Kansas City Police	8	92	15	0	1	0	9	75	0

Table 3a - continued

County	Name of agency	Percent of full-time sworn personnel								
		Percent of full-time sworn personnel		African	American		Hawaiian/	Hispanic,		Other
		Female	Male	or Black	Indian	Asian	Pacific Islander	any race	White	race
KENTUCKY										
Fayette	Lexington-Fayette County Police	10 %	90 %	9 %	0 %	1 %	0 %	0 %	90 %	0 %
Jefferson	Jefferson County Police	14	86	18	1	0	0	1	80	0
Jefferson	Louisville Police	16	84	17	0	0	0	0	82	0
Kenton	Covington Police	9	91	4	1	0	1	0	95	0
LOUISIANA										
Ascension	Ascension Parish Sheriff	24	76	29	0	0	0	0	71	0
Bossier	Bossier Parish Sheriff	20	80	10	0	0	0	0	90	0
Bossier	Bossier Police	5	95	11	0	0	2	1	86	0
Caddo	Caddo Parish Sheriff	18	82	32	0	0	0	0	67	0
Caddo	Shreveport Police	15	85	25	0	2	0	1	70	1
Calcasieu	Calcasieu Parish Sheriff	30	70	21	0	0	0	1	78	0
Calcasieu	Lake Charles Police	8	92	17	1	0	0	0	82	0
E Baton Rouge	E Baton Rouge Parish Sheriff	29	71	34	0	0	0	0	66	0
E Baton Rouge	Baton Rouge Police	13	87	25	0	0	0	0	75	0
Jefferson	Jefferson Parish Sheriff	10	90	7	0	1	0	1	91	0
Jefferson	Kenner Police	10	90	17	0	0	0	3	80	0
Lafayette	Lafayette Parish Sheriff	20	80	9	0	0	0	0	90	0
Lafayette	Lafayette Police	7	93	17	0	0	0	0	83	0
Lafourche	Lafourche Parish Sheriff	19	81	11	1	0	0	0	88	0
Livingston	Livingston Parish Sheriff	34	66	5	0	0	0	0	95	0
Morehouse	Morehouse Parish Sheriff	22	78	22	0	0	0	0	78	0
Orleans	Orleans Parish Sheriff	45	55	70	1	1	0	3	26	0
Orleans	New Orleans Police	15	85	51	0	0	0	2	46	0
Ouachita	Ouachita Parish Sheriff	16	84	9	0	0	0	2	88	0
Ouachita	Monroe Police	10	90	21	0	0	0	0	79	0
Plaquemines	Plaquemines Parish Sheriff	43	57	31	0	0	0	0	69	0
Rapides	Rapides Parish Sheriff	23	77	26	1	0	0	0	72	0
Rapides	Alexandria Police	6	94	26	0	0	0	0	74	0
St Charles	St Charles Parish Sheriff	25	75	19	0	0	0	1	80	0
St John the Baptist	St John the Baptist Sheriff	26	74	36	0	0	0	1	63	0
St Landry	St Landry Parish Sheriff	31	69	62	0	0	0	0	38	0
St Martin	St Martin Parish Sheriff	25	75	36	0	0	0	0	64	0
St Tammany	St Tammany Parish Sheriff	28	72	9	0	0	0	1	90	0
Terrebonne	Terrebonne Parish Sheriff	31	69	11	1	0	0	0	88	0
MAINE										
Cumberland	Portland Police	10	90	0	0	1	0	0	99	0
MARYLAND										
Anne Arundel	Anne Arundel County Police	11	89	8	1	1	0	1	89	0
Anne Arundel	Annapolis Police	17	83	28	1	0	0	3	68	0
Baltimore	Baltimore County Police	13	87	10	0	1	0	1	88	0
Baltimore(city)	Baltimore Police	16	84	39	1	1	0	2	59	0
Charles	Charles County Sheriff	11	89	12	0	1	0	0	87	0
Harford	Harford County Sheriff	6	94	4	0	0	0	0	95	0
Howard	Howard County Police	17	83	12	0	2	0	4	82	0
Montgomery	Montgomery County Police	19	81	15	0	2	0	3	81	0
Prince George's	Prince George's County Police	15	85	41	0	2	0	5	53	0
MASSACHUSETTS										
Bristol	Fall River Police	3	97	2	0	0	0	0	98	0
Bristol	New Bedford Police	10	90	7	0	0	0	6	83	4
Bristol	Taunton Police	4	96	1	0	0	0	0	96	3
Essex	Lawrence Police	3	97	2	0	0	0	7	91	0
Essex	Lynn Police	7	93	7	0	3	0	6	85	0
Hampden	Chicopee Police	4	96	2	0	0	0	2	97	0
Hampden	Holyoke Police	7	93	5	0	0	0	15	80	0
Hampden	Springfield Police	7	93	13	0	0	0	15	72	0
Middlesex	Cambridge Police	13	88	19	0	2	0	6	74	0
Middlesex	Framingham Police	10	90	5	0	1	0	7	87	0
Middlesex	Lowell Police	8	92	3	0	2	0	10	85	0
Middlesex	Malden Police	7	93	1	0	1	0	0	98	0
Middlesex	Medford Police	---	---	---	---	---	---	---	---	---
Middlesex	Newton Police	12	88	2	0	0	0	1	97	0
Middlesex	Somerville Police	6	94	6	1	1	0	2	90	0
Middlesex	Waltham Police	7	93	3	0	0	0	2	95	0
Norfolk	Brookline Police	10	90	6	0	1	0	1	92	0
Norfolk	Quincy Police	5	95	1	0	1	0	0	97	0
Plymouth	Brockton Police	10	90	12	1	0	0	6	80	2
Suffolk	Boston Police	13	87	24	0	2	0	6	68	0
Suffolk	Revere Police	---	---	---	---	---	---	---	---	---
Worcester	Worcester Police	6	94	7	0	0	0	5	88	0

Table 3a - continued

County	Name of agency	Percent of full-time sworn personnel								
		Percent of full-time sworn personnel		African	American		Hawaiian/	Hispanic,		Other
		Female	Male	or Black	Indian	Asian	Pacific Islander	any race	White	race
MICHIGAN										
Calhoun	Battle Creek Police	11 %	89 %	11 %	0 %	2 %	0 %	5 %	82 %	0 %
Genesee	Genesee County Sheriff	16	84	15	1	1	0	4	79	0
Genesee	Flint Police	18	82	43	0	0	0	4	53	0
Ingham	Lansing Police	18	82	16	2	2	0	6	74	0
Kalamazoo	Kalamazoo County Sheriff	15	85	4	0	1	0	1	94	0
Kalamazoo	Kalamazoo Police	11	89	22	0	0	0	2	76	0
Kent	Kent County Sheriff	14	86	16	0	0	0	7	77	0
Kent	Grand Rapids Police	17	83	7	2	3	0	4	85	0
Kent	Wyoming Police	9	91	1	1	0	1	4	93	0
Macomb	Macomb County Sheriff	9	91	3	0	0	0	2	95	0
Macomb	Sterling Heights Police	9	91	1	0	0	0	0	98	1
Macomb	Warren Police	3	97	0	0	0	0	0	100	0
Oakland	Oakland County Sheriff	13	87	10	0	0	0	3	87	0
Oakland	Farmington Hills Police	7	93	3	0	0	0	3	93	0
Oakland	Pontiac Police	13	87	27	0	0	0	8	65	0
Oakland	Royal Oak Police	11	89	1	0	0	0	1	98	0
Oakland	Southfield Police	10	90	10	0	1	0	1	88	1
Oakland	Troy Police	7	93	0	0	0	0	0	100	0
Saginaw	Saginaw Police	18	82	24	0	1	0	12	64	0
Washtenaw	Washtenaw County Sheriff	16	84	9	0	0	0	2	89	0
Washtenaw	Ann Arbor Police	22	78	13	1	3	0	3	81	0
Wayne	Wayne County Sheriff	24	76	50	0	0	0	1	48	0
Wayne	Dearborn Police	6	94	2	0	0	0	0	98	0
Wayne	Detroit Police	25	75	63	0	0	0	3	34	0
Wayne	Livonia Police	7	93	1	0	0	0	0	99	0
Wayne	Taylor Police	3	97	0	0	0	0	0	100	0
Wayne	Westland Police	6	94	1	0	0	0	2	97	0
MINNESOTA										
Hennepin	Hennepin County Sheriff	9	91	4	0	0	0	0	95	0
Hennepin	Bloomington Police	7	93	4	1	0	0	1	94	0
Hennepin	Minneapolis Police	16	84	6	3	3	0	3	84	0
Olmsted	Rochester Police	6	94	0	0	1	0	0	99	0
Ramsey	Ramsey County Sheriff	16	84	9	0	0	0	2	89	0
Ramsey	St Paul Police	16	84	7	1	2	0	3	87	0
St Louis	Duluth Police	14	86	1	3	1	0	1	95	0
MISSISSIPPI										
Forrest	Hattiesburg Police	4	96	21	0	0	0	0	79	0
Harrison	Harrison County Sheriff	14	86	45	0	0	0	2	53	0
Harrison	Biloxi Police	4	96	8	0	1	2	2	89	0
Harrison	Gulfport Police	4	96	6	0	1	0	1	92	0
Hinds	Jackson Police	11	89	70	0	0	0	0	30	0
Lauderdale	Meridian Police	10	90	20	0	0	0	0	80	0
Lee	Tupelo Police	7	93	19	0	0	0	1	80	0
Warren	Vicksburg Police	13	87	55	0	0	0	0	45	0
Washington	Greenville Police	16	84	67	0	0	0	0	33	0
MISSOURI										
Boone	Columbia Police	17	83	11	0	1	0	0	88	0
Buchanan	St Joseph Police	5	95	1	0	1	1	1	96	0
Greene	Springfield Police	6	94	1	0	0	0	2	96	0
Jackson	Independence Police	5	95	5	0	0	0	0	95	0
Jackson	Kansas City Police	15	85	12	0	1	0	4	83	0
Jefferson	Jefferson County Sheriff	7	93	1	0	1	0	0	97	0
St Charles	St Charles County Sheriff	6	94	2	0	0	0	0	98	0
St Charles	St Charles Police	---	---	---	---	---	---	---	---	---
St Louis	St Louis County Police	9	91	8	0	0	0	1	90	0
St Louis(city)	St Louis Police	13	87	32	0	1	0	1	66	0
MONTANA										
Yellowstone	Billings Police	6	94	2	3	1	0	2	92	0
NEBRASKA										
Douglas	Douglas County Sheriff	10	90	6	0	0	0	2	92	0
Douglas	Omaha Police	20	80	11	1	1	0	5	82	0
Lancaster	Lincoln Police	17	83	3	1	1	0	3	92	0
Sarpy	Sarpy County Sheriff	23	77	2	0	0	0	2	96	0

Table 3a - continued

County	Name of agency	Percent of full-time sworn personnel								
		Percent of full-time sworn personnel		African American or Black	American Indian	Asian	Hawaiian/Pacific Islander	Hispanic, any race	White	Other race
		Female	Male							
NEVADA										
Clark	Las Vegas Metropolitan Police	11 %	89 %	9 %	1 %	2 %	0 %	7 %	81 %	0 %
Clark	Henderson Police	8	92	3	1	3	0	7	87	0
Clark	North Las Vegas Police	11	89	9	1	3	0	9	78	0
Washoe	Washoe County Sheriff	0	100	2	1	1	0	5	91	0
Washoe	Reno Police	7	93	2	2	2	0	5	90	0
NEW HAMPSHIRE										
Hillsborough	Manchester Police	5	95	1	0	0	0	1	97	1
Hillsborough	Nashua Police	3	97	2	0	0	0	1	97	0
NEW JERSEY										
Atlantic	Atlantic City Police	10	90	17	0	0	1	2	79	0
Bergen	Hackensack Police	5	95	5	1	0	0	12	82	0
Camden	Camden Police	14	86	39	0	0	0	25	35	0
Camden	Cherry Hill Police	5	95	3	1	1	0	0	95	0
Cape May	Cape May County Sheriff	12	88	9	0	0	0	2	89	0
Cumberland	Vineland Police	4	96	4	0	0	0	13	83	0
Essex	Belleville Police	1	99	0	0	1	0	2	97	0
Essex	Bloomfield Police	2	98	1	0	0	0	1	98	0
Essex	East Orange Police	11	89	57	0	0	0	5	38	0
Essex	Irvington Police	11	89	40	0	1	1	5	52	0
Essex	Montclair Police	6	94	18	0	2	0	2	78	0
Essex	Newark Police	12	88	37	0	0	0	27	36	0
Essex	Orange Police	6	94	40	0	0	0	5	55	0
Essex	West Orange Police	2	98	7	0	1	0	0	92	0
Hudson	Hudson County Sheriff	14	86	9	0	0	0	23	68	0
Hudson	Bayonne Police	5	95	2	0	0	0	3	94	0
Hudson	Hoboken Police	3	97	2	0	0	0	24	74	0
Hudson	Jersey City Police	7	93	7	0	0	0	10	81	0
Hudson	Kearny Police	8	92	8	0	0	0	2	91	0
Hudson	North Bergen Police	4	96	2	0	0	0	7	91	0
Hudson	Union City Police	5	95	1	0	0	0	43	57	0
Hudson	West New York Police	2	98	0	0	1	0	53	47	0
Mercer	Hamilton Police	3	97	3	0	1	0	1	96	0
Mercer	Trenton Police	4	96	14	0	0	0	0	86	0
Middlesex	Edison Police	---	---	---	---	---	---	---	---	---
Middlesex	New Brunswick Police	2	98	14	0	2	0	10	74	0
Middlesex	Perth Amboy Police	3	97	7	0	0	0	26	66	0
Middlesex	Woodbridge Police	4	96	1	1	0	0	4	95	0
Morris	Parsippany Police	3	97	0	0	2	0	0	97	1
Ocean	Brick Township Police	1	99	0	0	0	0	0	100	0
Ocean	Dover Township Police	2	98	1	0	0	0	1	98	0
Passaic	Passaic County Sheriff	12	88	24	0	0	0	24	51	0
Passaic	Clifton Police	1	99	1	0	0	0	8	90	0
Passaic	Passaic Police	6	94	8	0	4	0	27	60	1
Passaic	Paterson Police	---	---	---	---	---	---	---	---	---
Passaic	Wayne Police	2	98	1	0	0	0	2	97	0
Union	Elizabeth Police	6	94	6	0	1	0	20	73	0
Union	Linden Police	2	98	3	0	0	0	1	96	0
Union	Plainfield Police	7	93	46	0	1	0	9	43	1
Union	Union Police	5	95	3	1	0	0	5	91	0
NEW MEXICO										
Bernalillo	Bernalillo County Sheriff	10	90	3	2	0	0	31	64	0
Bernalillo	Albuquerque Police	11	89	2	1	1	0	36	60	0
Dona Ana	Las Cruces Police	8	92	7	1	0	0	45	46	0
Santa Fe	Santa Fe Police	0	100	2	1	0	2	55	41	0
NEW YORK										
Albany	Albany County Sheriff	16	84	10	0	0	0	2	88	0
Albany	Albany Police	10	90	9	0	1	0	3	88	0
Albany	Colonie Police	2	98	1	0	0	0	0	99	0
Broome	Binghamton Police	4	96	1	0	0	0	1	97	0
Dutchess	Dutchess County Sheriff	5	95	1	0	0	0	3	96	0
Erie	Erie County Sheriff	13	87	7	0	0	0	3	90	0
Erie	Amherst Police	5	95	1	0	0	0	0	99	0
Erie	Buffalo Police	21	79	23	0	0	0	8	68	0
Erie	Cheektowaga Police	3	97	0	0	0	0	0	100	0
Erie	Tonawanda Police	1	99	0	0	0	0	0	100	0
Monroe	Monroe County Sheriff	13	87	4	0	0	0	2	93	0
Monroe	Rochester Police	10	90	13	1	2	0	12	72	1

Table 3a - continued

County	Name of agency	Percent of full-time sworn personnel								
		Percent of full-time sworn personnel		African American or Black	American Indian	Asian	Hawaiian/Pacific Islander	Hispanic, any race	White	Other race
		Female	Male							
NEW YORK (cont)										
Nassau	Nassau County Police	9 %	91 %	4 %	0 %	1 %	0 %	4 %	92 %	0 %
Nassau	Hempstead Police	5	95	24	1	1	1	2	71	0
New York City	New York City Police	15	85	13	0	2	0	18	65	2
Niagara	Niagara County Sheriff	4	96	1	0	0	0	1	98	0
Niagara	Niagara Falls Police	8	92	3	0	0	0	0	97	0
Oneida	Utica Police	6	94	4	0	0	0	3	93	0
Onondaga	Onondaga County Sheriff	14	86	6	0	0	0	1	92	1
Onondaga	Syracuse Police	11	89	8	0	0	0	1	91	0
Rensselaer	Troy Police	4	96	1	0	0	0	0	99	0
Rockland	Rockland County Sheriff	10	90	12	0	0	0	4	85	0
Rockland	Clarkstown Police	6	94	1	0	0	1	4	95	0
Rockland	Ramapo Police	3	97	1	0	0	0	4	96	0
Schenectady	Schenectady Police	5	95	1	0	0	0	2	97	0
Suffolk	Suffolk County Sheriff	14	86	1	0	0	0	3	96	0
Suffolk	Suffolk County Police	10	90	2	0	0	0	6	91	0
Westchester	Westchester County Police	8	92	5	0	0	0	5	90	0
Westchester	Greenburgh Police	6	94	13	0	0	0	6	82	0
Westchester	Mt Vernon Police	11	89	24	0	0	0	6	70	0
Westchester	New Rochelle Police	7	93	15	0	1	0	5	80	0
Westchester	White Plains Police	6	94	11	0	0	0	8	80	0
Westchester	Yonkers Police	11	89	4	0	1	0	4	91	0
NORTH CAROLINA										
Alamance	Burlington Police	9	91	7	0	0	0	0	93	0
Buncombe	Buncombe County Sheriff	15	85	4	1	0	0	0	94	0
Buncombe	Asheville Police	19	81	9	1	0	0	3	86	0
Cabarrus	Cabarrus County Sheriff	16	84	2	0	0	0	0	98	0
Catawba	Hickory Police	8	92	5	0	2	0	0	93	0
Cumberland	Cumberland County Sheriff	11	89	17	2	2	0	3	76	0
Cumberland	Fayetteville Police	14	86	23	1	1	0	4	72	0
Davidson	Davidson County Sheriff	4	96	3	0	0	0	0	97	0
Durham	Durham County Sheriff	6	94	17	0	1	0	1	81	0
Durham	Durham Police	14	86	37	0	0	0	2	60	0
Forsyth	Forsyth County Sheriff	17	83	13	0	0	0	1	85	0
Forsyth	Winston-Salem Police	11	89	16	0	0	0	1	83	0
Gaston	Gaston County Police	12	88	8	0	0	0	0	92	0
Gaston	Gastonia Police	6	94	7	0	1	0	1	92	0
Guilford	Guilford County Sheriff	13	87	13	1	0	0	0	85	0
Guilford	Greensboro Police	13	87	16	0	1	0	2	81	0
Guilford	High Point Police	11	89	10	0	0	0	1	89	0
Mecklenburg	Charlotte-Mecklenburg Police	14	86	18	0	1	0	1	80	0
Nash	Rocky Mount Police	7	93	16	0	0	0	0	84	0
New Hanover	Wilmington Police	13	87	16	1	0	0	1	81	0
Orange	Orange County Sheriff	3	97	21	0	0	0	0	79	0
Pitt	Greenville Police	13	87	18	0	1	0	1	81	0
Rowan	Rowan County Sheriff	8	92	18	0	0	0	0	82	0
Union	Union County Sheriff	12	88	4	0	0	0	0	96	0
Wake	Wake County Sheriff	14	86	35	0	0	0	0	65	0
Wake	Raleigh Police	10	90	18	0	0	0	2	80	0
Wilson	Wilson Police	9	91	19	0	1	0	4	76	0
OHIO										
Butler	Butler County Sheriff	13	87	2	0	0	1	0	97	0
Butler	Hamilton Police	7	93	4	0	0	0	2	93	0
Clark	Clark County Sheriff	27	73	6	0	0	0	0	94	0
Clark	Springfield Police	11	89	7	0	0	0	2	91	0
Cuyahoga	Cleveland Police	17	83	27	0	0	0	6	67	0
Cuyahoga	Cleveland Heights Police	10	90	22	0	1	0	1	76	0
Cuyahoga	Euclid Police	3	97	1	0	0	0	2	97	0
Franklin	Franklin County Sheriff	14	86	16	0	0	0	7	76	0
Franklin	Columbus Police	14	86	14	0	1	0	0	85	0
Hamilton	Hamilton County Sheriff	14	86	16	0	0	0	7	76	0
Hamilton	Cincinnati Police	20	80	29	0	0	0	0	70	1
Lorain	Lorain Police	1	99	5	0	0	0	21	73	0
Lucas	Lucas County Sheriff	39	61	19	0	1	0	8	71	0
Lucas	Toledo Police	21	79	19	0	0	0	7	74	0
Mahoning	Youngstown Police	10	91	18	0	0	0	14	68	0
Montgomery	Montgomery County Sheriff	8	92	6	0	0	0	0	94	0
Montgomery	Dayton Police	14	86	14	0	0	0	1	85	0
Stark	Stark County Sheriff	8	92	3	0	0	0	2	95	0
Stark	Canton Police	6	94	19	0	0	0	0	81	0
Summit	Summit County Sheriff	17	83	16	0	0	0	0	84	0
Summit	Akron Police	13	87	25	0	0	0	0	75	0

Table 3a - continued

County	Name of agency	Percent of full-time sworn personnel								
		Percent of full-time sworn personnel		African American or Black	American Indian	Asian	Hawaiian/Pacific Islander	Hispanic, any race	White	Other race
		Female	Male							
OKLAHOMA										
Cleveland	Norman Police	6 %	94 %	2 %	1 %	0 %	0 %	2	96 %	0 %
Comanche	Lawton Police	5	95	5	1	1	0	1	93	0
Oklahoma	Oklahoma County Sheriff	8	92	12	2	0	0	2	84	0
Oklahoma	Oklahoma City Police	11	89	8	2	1	0	2	87	0
Tulsa	Tulsa County Sheriff	16	84	10	12	1	0	2	74	0
Tulsa	Tulsa Police	14	86	11	8	1	0	2	79	0
OREGON										
Clackamas	Clackamas County Sheriff	11	89	0	1	0	0	1	98	0
Douglas	Douglas County Sheriff	15	85	4	0	0	0	1	95	0
Jackson	Jackson County Sheriff	14	86	0	0	8	0	0	92	0
Lane	Lane County Sheriff	16	84	5	2	4	0	5	84	0
Lane	Eugene Police	22	78	0	0	0	0	1	99	0
Marion	Salem Police	10	90	1	0	1	0	5	94	0
Multnomah	Gresham Police	8	92	0	1	4	0	4	91	0
Multnomah	Portland Police	17	83	3	1	4	0	2	90	0
Washington	Washington County Sheriff	13	87	2	0	1	1	4	92	0
Washington	Beaverton Police	10	90	2	0	0	0	1	97	0
PENNSYLVANIA										
Allegheny	Allegheny County Sheriff	0	100	18	0	1	0	0	82	0
Allegheny	Allegheny County Police	6	94	7	0	0	0	0	93	0
Allegheny	Pittsburgh Police	25	75	25	0	0	0	0	75	0
Berks	Reading Police	5	95	2	0	0	0	8	90	0
Dauphin	Harrisburg Police	17	83	24	0	1	0	7	68	0
Delaware	Chester Police	10	90	36	0	1	0	3	60	0
Delaware	Upper Darby Township Police	2	98	0	0	0	0	0	100	0
Erie	Erie Police	5	95	4	0	0	0	0	96	0
Lackawanna	Scranton Police	5	95	1	0	0	0	0	99	0
Lancaster	Lancaster Police	5	95	4	0	0	0	7	89	0
Lehigh	Allentown Police	4	96	4	0	0	0	8	88	0
Montgomery	Lower Merion Township Police	4	96	2	0	0	0	0	98	0
Northampton	Bethlehem Police	1	99	1	0	1	0	1	96	0
Philadelphia	Philadelphia Police	24	76	34	0	1	0	6	59	0
RHODE ISLAND										
Kent	Warwick Police	8	92	1	0	0	1	2	96	0
Providence	Cranston Police	7	93	0	0	0	0	1	99	1
Providence	Pawtucket Police	5	95	0	0	0	0	6	93	1
Providence	Providence Police	7	93	8	0	2	1	5	85	0
SOUTH CAROLINA										
Anderson	Anderson County Sheriff	10	90	9	0	0	0	0	91	0
Beaufort	Beaufort County Sheriff	10	90	14	0	0	1	6	79	0
Charleston	Charleston County Sheriff	9	91	13	1	2	0	1	83	1
Charleston	Charleston Police	12	88	27	0	0	0	0	67	6
Charleston	North Charleston Police	20	80	18	0	1	0	2	78	0
Florence	Florence County Sheriff	12	88	25	0	0	0	0	75	0
Greenville	Greenville County Sheriff	9	91	11	0	1	0	1	88	0
Greenville	Greenville Police	12	88	20	0	1	0	1	78	0
Horry	Horry County Police	6	94	8	1	0	0	1	91	0
Horry	Myrtle Beach Police	10	90	6	0	1	1	2	91	0
Lexington	Lexington County Sheriff	20	81	5	0	0	0	1	95	0
Richland	Richland County Sheriff	14	86	26	0	1	0	3	70	0
Richland	Columbia Police	16	84	39	0	1	0	1	60	0
Spartanburg	Spartanburg County Sheriff	14	86	7	0	0	0	1	91	0
Spartanburg	Spartanburg Police	23	77	22	1	0	1	2	75	0
SOUTH DAKOTA										
Minnehaha	Sioux Falls Police	7	93	1	1	1	0	1	97	0
TENNESSEE										
Blount	Blount County Sheriff	4	96	2	0	0	0	0	98	0
Davidson	Nashville Metropolitan Police	22	78	19	0	1	0	1	78	0
Hamilton	Hamilton County Sheriff	10	90	3	0	0	0	2	95	0
Hamilton	Chattanooga Police	9	91	22	1	0	0	2	75	0
Knox	Knox County Sheriff	9	91	3	0	0	0	0	96	0
Knox	Knoxville Police	11	89	7	0	0	0	1	91	0

Table 3a - continued

County	Name of agency	Percent of full-time sworn personnel								
		Percent of full-time sworn personnel		African American or Black	American Indian	Asian	Hawaiian/Pacific Islander	Hispanic, any race	White	Other race
		Female	Male							
TENNESSEE (cont)										
Madison	Jackson Police	12 %	88 %	25 %	0 %	0 %	0 %	0 %	75 %	0 %
Montgomery	Clarksville Police	7	93	13	0	1	0	2	83	0
Rutherford	Murfreesboro Police	11	89	12	1	2	0	1	84	0
Shelby	Shelby County Sheriff	11	89	4	0	0	0	4	92	0
Shelby	Memphis Police	16	84	46	0	0	0	2	52	0
Sullivan	Sullivan County Sheriff	8	92	5	0	0	0	0	95	0
Washington	Johnson City Police	9	91	2	0	0	0	0	98	0
TEXAS										
Bell	Killeen Police	13	87	7	0	3	0	3	86	1
Bell	Temple Police	8	92	6	3	3	0	6	83	0
Bexar	Bexar County Sheriff	9	91	6	0	0	0	54	40	0
Bexar	San Antonio Police	6	94	6	0	0	0	42	52	1
Brazoria	Brazoria County Sheriff	9	91	3	0	0	0	9	88	0
Cameron	Brownsville Police	10	90	5	0	0	0	82	13	0
Cameron	Harlingen Police	3	97	0	1	0	0	78	21	0
Collin	Plano Police	10	90	5	1	0	0	5	88	0
Dallas	Dallas County Sheriff	17	83	24	0	0	0	8	68	0
Dallas	Carrollton Police	11	89	2	0	0	0	7	91	0
Dallas	Dallas Police	16	84	21	1	1	0	13	63	0
Dallas	Garland Police	5	95	5	0	1	0	5	90	0
Dallas	Grand Prairie Police	6	94	7	0	0	0	8	86	0
Dallas	Irving Police	7	93	4	1	1	0	6	87	1
Dallas	Mesquite Police	6	95	3	1	0	0	4	94	0
Dallas	Richardson Police	8	92	3	1	0	1	3	93	0
Denton	Denton County Sheriff	5	95	0	3	1	1	5	91	0
Denton	Denton Police	8	92	2	2	0	0	5	91	0
Ector	Odessa Police	6	94	4	0	0	0	21	75	0
El Paso	El Paso County Sheriff	7	93	2	0	0	0	72	26	0
El Paso	El Paso Police	9	91	2	1	0	1	72	24	0
Fort Bend	Fort Bend County Sheriff	14	86	13	0	0	0	13	73	0
Galveston	Galveston County Sheriff	16	84	9	0	0	0	2	88	0
Galveston	Galveston Police	11	89	13	0	1	0	27	59	0
Gregg	Longview Police	5	95	8	0	0	0	0	92	0
Harris	Harris County Sheriff	14	86	22	0	1	0	11	65	1
Harris	Baytown Police	7	93	5	0	0	0	7	88	0
Harris	Houston Police	12	88	19	0	2	0	18	60	0
Harris	Pasadena Police	3	97	1	0	1	0	9	88	0
Hidalgo	Hidalgo County Sheriff	5	95	0	0	0	0	94	6	0
Hidalgo	McAllen Police	5	95	0	0	0	0	93	7	0
Jefferson	Beaumont Police	11	89	10	0	0	0	3	86	0
Jefferson	Port Arthur Police	5	95	14	0	2	0	5	80	0
Lubbock	Lubbock Police	5	95	1	0	0	0	16	82	0
McLennan	McLennan County Sheriff	15	85	4	0	0	0	1	95	0
McLennan	Waco Police	9	91	9	1	0	0	12	78	0
Midland	Midland Police	10	90	4	0	1	0	17	79	0
Montgomery	Montgomery County Sheriff	9	91	4	0	1	0	4	90	0
Nueces	Nueces County Sheriff	14	86	6	0	1	0	54	38	0
Nueces	Corpus Christi Police	7	93	3	0	0	0	41	55	0
Potter	Amarillo Police	7	93	2	0	0	0	8	90	0
Smith	Smith County Sheriff	19	81	16	0	0	0	9	76	0
Smith	Tyler Police	8	92	5	2	0	0	1	92	0
Tarrant	Tarrant County Sheriff	17	83	9	0	0	0	6	84	0
Tarrant	Arlington Police	15	85	12	3	3	0	13	69	0
Tarrant	Fort Worth Police	17	83	12	0	0	0	12	75	1
Taylor	Abilene Police	4	96	2	0	0	0	5	91	2
Tom Green	San Angelo Police	6	94	1	0	0	0	15	84	0
Travis	Travis County Sheriff	10	90	5	0	2	0	9	83	0
Travis	Austin Police	12	88	11	0	1	0	17	71	0
Victoria	Victoria County Sheriff	29	71	2	0	0	0	19	79	0
Webb	Webb County Sheriff	11	89	0	0	0	0	99	1	0
Webb	Laredo Police	4	96	0	0	0	0	98	2	0
Wichita	Wichita Falls Police	9	91	2	1	1	0	7	89	0
Williamson	Williamson County Sheriff	14	86	3	0	0	0	7	90	0
UTAH										
Salt Lake	Salt Lake County Sheriff	11	89	1	0	2	1	5	91	0
Salt Lake	Salt Lake City Police	11	89	1	1	4	0	4	89	0
Salt Lake	West Valley City Police	8	92	1	0	2	2	3	92	0
Utah	Utah County Sheriff	17	83	1	1	1	1	2	95	0
Weber	Ogden Police	7	93	3	0	1	0	4	93	0

Table 3a - continued

County	Name of agency	Percent of full-time sworn personnel								
		Percent of full-time sworn personnel		African American or Black	American Indian	Asian	Hawaiian/Pacific Islander	Hispanic, any race	White	Other race
		Female	Male							
VIRGINIA										
Albemarle	Albemarle County Police	7 %	93 %	8 %	0 %	0 %	0 %	1 %	91 %	0 %
Alexandria(city)	Alexandria Police	16	84	19	1	3	0	6	71	0
Arlington	Arlington County Police	17	83	11	0	2	0	6	80	0
Chesapeake(city)	Chesapeake Police	14	86	14	0	2	0	2	83	0
Chesterfield	Chesterfield County Police	6	94	8	1	1	0	1	90	0
Danville(city)	Danville Police	11	89	18	0	0	0	0	82	0
Fairfax	Fairfax County Police	11	89	10	0	2	0	3	86	0
Hampton(city)	Hampton Police	14	86	14	1	1	0	2	82	0
Hanover	Hanover County Sheriff	6	94	4	0	0	0	0	96	0
Henrico	Henrico County Police	6	94	9	0	1	0	1	88	0
Loudoun	Loudoun County Sheriff	12	88	4	0	2	0	3	89	2
Lynchburg(city)	Lynchburg Police	6	94	8	0	0	0	0	92	0
Newport News(city)	Newport News Police	13	87	16	0	0	0	3	79	1
Norfolk(city)	Norfolk Police	8	92	15	0	2	0	1	81	0
Portsmouth(city)	Portsmouth Police	12	88	17	0	0	0	6	76	0
Prince William	Prince William County Police	11	89	7	1	2	0	4	86	0
Richmond(city)	Richmond Police	13	87	30	0	0	0	0	67	3
Roanoke(city)	Roanoke Police	7	93	8	0	0	1	1	89	0
Suffolk(city)	Suffolk Police	11	89	24	1	0	0	0	74	1
Virginia Beach(city)	Virginia Beach Police	10	90	10	1	2	0	2	86	0
WASHINGTON										
Clark	Clark County Sheriff	9	91	2	1	1	0	0	97	0
Clark	Vancouver Police	13	88	3	1	2	2	3	91	0
King	King County Sheriff	17	83	6	1	6	0	4	83	0
King	Bellevue Police	8	92	4	1	5	3	2	86	0
King	Federal Way Police	13	87	7	0	6	0	5	82	0
King	Kent Police	11	89	4	0	0	2	2	91	1
King	Seattle Police	14	86	10	2	8	0	5	76	0
Kitsap	Kitsap County Sheriff	8	92	1	0	4	0	1	94	0
Pierce	Pierce County Sheriff	6	94	2	1	1	1	1	94	0
Pierce	Tacoma Police	13	87	6	1	6	0	2	85	0
Snohomish	Snohomish County Sheriff	8	92	1	0	0	0	2	97	0
Snohomish	Everett Police	11	89	1	1	6	0	3	89	0
Spokane	Spokane County Sheriff	3	97	0	1	0	1	1	97	0
Spokane	Spokane Police	13	87	1	2	1	0	2	94	0
Thurston	Thurston County Sheriff	19	81	6	1	1	0	1	92	0
Yakima	Yakima Police	9	91	3	4	1	0	19	74	0
WEST VIRGINIA										
Cabell	Huntington Police	5	95	1	0	0	0	0	99	0
Kanawha	Charleston Police	8	92	12	0	0	0	0	88	0
WISCONSIN										
Brown	Brown County Sheriff	7	93	0	1	0	0	0	99	0
Brown	Green Bay Police	7	93	0	2	0	0	0	98	0
Dane	Dane County Sheriff	19	81	1	1	0	0	1	97	0
Dane	Madison Police	32	68	9	1	2	0	5	82	0
Kenosha	Kenosha County Sheriff	7	93	1	1	0	0	0	98	0
Kenosha	Kenosha Police	8	92	3	0	1	0	5	91	0
Milwaukee	Milwaukee County Sheriff	25	75	18	1	1	0	3	77	0
Milwaukee	Milwaukee Police	16	84	21	2	1	0	10	67	0
Milwaukee	West Allis Police	5	95	0	0	1	0	0	99	1
Outgamie	Appleton Police	11	89	0	1	2	0	1	96	0
Racine	Racine County Sheriff	11	89	3	0	0	0	3	94	0
Racine	Racine Police	7	93	12	1	0	0	5	83	0
Waukesha	Waukesha County Sheriff	13	87	3	0	0	1	3	94	0
Waukesha	Waukesha Police	10	90	1	0	0	0	1	98	0

Note: Personnel data are for the pay period that included June 30, 2000.
American Indian category includes Alaska Natives.
African American/Black and White categories exclude Hispanics.
Detail may not add to 100% because of rounding.

---Data were not provided by an agency.

Table 4a. Training requirements for new officer recruits and in-service officers, minimum education requirement for new officer recruits, and education-related incentives for officers in local law enforcement agencies, 2000

County	Name of agency	Hours of training required for:			Field/patrol officers (annual)	Minimum education requirement	Education incentive pay	Tuition reimbursement
		Total	Academy	Field				
ALABAMA								
Etowah	Gadsden Police	1,320	640	680	40	HS	X	-
Houston	Dothan Police	800	640	160	12	HS	-	-
Jefferson	Jefferson County Sheriff	1,280	640	640	12	HS	X	X
Jefferson	Bessemer Police	480	480	0	12	HS	X	-
Jefferson	Birmingham Police	1,456	816	640	12	HS	X	X
Jefferson	Hoover Police	680	280	400	48	4Y	-	X
Madison	Huntsville Police	1,120	640	480	52	SC	-	X
Mobile	Mobile County Sheriff	672	492	180	24	HS	X	X
Mobile	Mobile Police	1,380	780	600	40	HS	X	X
Montgomery	Montgomery County Sheriff	560	560	0	12	HS	-	-
Montgomery	Montgomery Police	1,640	680	960	12	HS	-	-
Morgan	Decatur Police	1,200	720	480	32	HS	-	X
Tuscaloosa	Tuscaloosa Police	1,280	800	480	84	HS	-	-
ALASKA								
Anchorage	Anchorage Police	1,320	760	560	0	HS	X	X
ARIZONA								
Maricopa	Maricopa County Sheriff	---	---	---	---	---	---	---
Maricopa	Chandler Police	1,240	640	600	40	HS	-	X
Maricopa	Glendale Police	1,145	585	560	8	SC	-	X
Maricopa	Mesa Police	1,520	800	720	16	HS	-	X
Maricopa	Phoenix Police	1,320	800	520	40	HS	X	X
Maricopa	Scottsdale Police	640	640	0	8	SC	-	X
Maricopa	Tempe Police	1,225	665	560	16	SC	-	X
Pima	Pima County Sheriff	1,225	745	480	16	HS	-	X
Pima	Tucson Police	1,360	640	720	16	HS	-	X
Pinal	Pinal County Sheriff	960	480	480	8	HS	X	X
Yuma	Yuma Police	1,125	585	540	8	HS	-	X
ARKANSAS								
Craighead	Jonesboro Police	960	480	480	40	HS	-	-
Jefferson	Pine Bluff Police	988	508	480	28	HS	X	-
Pulaski	Pulaski County Sheriff	1,040	560	480	0	HS	-	-
Pulaski	Little Rock Police	1,280	800	480	40	HS	X	-
Pulaski	North Little Rock Police	1,280	720	560	0	HS	X	-
Sebastian	Fort Smith Police	960	480	480	40	HS	X	X
CALIFORNIA								
Alameda	Alameda County Sheriff	1,360	800	560	24	HS	X	X
Alameda	Alameda Police	1,560	1,040	520	24	HS	X	X
Alameda	Berkeley Police	1,560	920	640	24	SC	-	-
Alameda	Fremont Police	1,724	976	748	75	HS	X	-
Alameda	Hayward Police	1,520	1,040	480	90	HS	X	X
Alameda	Oakland Police	1,651	1,051	600	20	HS	X	X
Butte	Butte County Sheriff	1,440	880	560	72	HS	X	X
Contra Costa	Contra Costa County Sheriff	1,663	783	880	24	HS	X	X
Contra Costa	Concord Police	1,480	840	640	80	SC	X	X
Contra Costa	Richmond Police	1,640	960	680	44	SC	X	-
El Dorado	El Dorado County Sheriff	1,331	771	560	120	HS	X	X
Fresno	Fresno County Sheriff	1,224	664	560	24	SC	X	-
Fresno	Fresno Police	1,755	995	760	12	HS	X	X
Kern	Kern County Sheriff	1,360	800	560	24	HS	-	-
Kern	Bakersfield Police	1,480	800	680	12	HS	X	X
Los Angeles	Los Angeles County Sheriff	664	664	0	24	HS	X	X
Los Angeles	Beverly Hills Police	1,560	760	800	12	SC	X	X
Los Angeles	Burbank Police	1,766	726	1,040	34	HS	X	X
Los Angeles	Culver City Police	640	360	280	40	HS	-	-
Los Angeles	Downey Police	1,064	664	400	12	HS	X	X
Los Angeles	El Monte Police	1,540	860	680	12	HS	X	-
Los Angeles	Glendale Police	1,724	884	840	12	HS	-	X
Los Angeles	Inglewood Police	1,864	664	1,200	24	HS	X	X
Los Angeles	Long Beach Police	1,800	1,000	800	54	HS	X	X
Los Angeles	Los Angeles Police	1,076	1,064	12	12	HS	X	-
Los Angeles	Pasadena Police	1,600	880	720	52	HS	X	-
Los Angeles	Pomona Police	1,858	858	1,000	24	HS	X	-
Los Angeles	Redondo Beach Police	2,004	964	1,040	12	HS	X	X
Los Angeles	Santa Monica Police	2,496	1,616	880	12	HS	X	-
Los Angeles	Torrance Police	1,064	664	400	12	HS	X	X
Los Angeles	West Covina Police	1,130	650	480	60	SC	X	X
Los Angeles	Whittier Police	1,338	858	480	24	HS	X	X

Table 4a - continued

County	Name of agency	Hours of training required for:				Minimum education requirement	Education incentive pay	Tuition reimbursement
		New officer recruits		Field/patrol officers (annual)				
		Total	Academy					
CALIFORNIA (cont)								
Marin	Marin County Sheriff	1,200	800	400	24	HS	X	X
Monterey	Monterey County Sheriff	1,200	800	400	24	HS	X	X
Monterey	Salinas Police	1,640	880	760	12	HS	X	X
Orange	Orange County Sheriff-Coroner	1,892	952	940	24	HS	X	X
Orange	Anaheim Police	1,580	960	620	24	HS	X	X
Orange	Brea Police	1,552	992	560	24	HS	-	X
Orange	Costa Mesa Police	---	---	---	---	---	---	---
Orange	Fullerton Police	1,432	952	480	12	HS	X	X
Orange	Garden Grove Police	1,552	1,032	520	24	HS	X	-
Orange	Huntington Beach Police	1,304	664	640	12	HS	X	-
Orange	Irvine Police	1,224	664	560	12	2Y	X	X
Orange	Newport Beach Police	1,612	960	652	12	HS	X	X
Orange	Orange Police	1,446	966	480	12	HS	X	X
Orange	Santa Ana Police	1,596	952	644	12	HS	X	X
Orange	Westminster Police	2,200	960	1,240	12	HS	X	X
Placer	Placer County Sheriff	1,308	788	520	150	HS	X	X
Riverside	Riverside County Sheriff	1,200	800	400	24	HS	-	-
Riverside	Corona Police	1,710	830	880	44	HS	X	X
Riverside	Riverside Police	1,064	664	400	12	-	X	-
Sacramento	Sacramento County Sheriff	1,384	664	720	12	HS	X	-
Sacramento	Sacramento Police	1,960	1,080	880	0	SC	X	X
San Bernardino	San Bernardino County Sheriff	1,368	888	480	48	HS	X	X
San Bernardino	Fontana Police	1,688	888	800	24	SC	X	X
San Bernardino	Ontario Police	1,608	888	720	12	HS	X	X
San Bernardino	Rialto Police	1,040	640	400	20	HS	-	-
San Bernardino	San Bernardino Police	1,808	888	920	12	HS	X	X
San Diego	San Diego County Sheriff	1,539	944	595	12	HS	X	X
San Diego	Chula Vista Police	1,757	937	820	200	HS	X	-
San Diego	El Cajon Police	1,064	664	400	12	HS	X	X
San Diego	Escondido Police	1,701	945	756	38	HS	X	X
San Diego	Oceanside Police	1,824	944	880	80	2Y	-	X
San Diego	San Diego Police	1,424	944	480	30	HS	X	X
San Francisco	San Francisco Police	1,064	664	400	12	HS	X	X
San Joaquin	San Joaquin County Sheriff	1,064	664	400	24	HS	-	X
San Joaquin	Stockton Police	1,044	644	400	12	HS	X	X
San Luis Obispo	San Luis Obispo County Sheriff	1,200	800	400	24	HS	X	-
San Mateo	San Mateo County Sheriff	1,200	800	400	24	HS	X	X
San Mateo	Daly City Police	1,064	664	400	12	HS	X	-
San Mateo	San Mateo Police	1,064	664	400	12	SC	X	-
Santa Barbara	Santa Barbara County Sheriff	1,360	800	560	24	HS	X	X
Santa Barbara	Santa Barbara Police	1,700	980	720	24	HS	X	X
Santa Clara	Santa Clara County Sheriff	1,200	800	400	24	SC	X	X
Santa Clara	San Jose Police	1,544	904	640	20	SC	X	X
Santa Clara	Santa Clara Police	1,120	1,120	0	40	HS	-	-
Santa Clara	Sunnyvale Police	1,280	880	400	12	SC	X	X
Santa Cruz	Santa Cruz County Sheriff	1,200	800	400	24	HS	-	-
Shasta	Shasta County Sheriff	1,720	640	1,080	12	HS	-	X
Solano	Fairfield Police	1,760	1,040	720	30	HS	X	X
Solano	Vallejo Police	1,064	664	400	12	HS	X	X
Sonoma	Sonoma County Sheriff-Coroner	1,504	784	720	24	HS	X	X
Sonoma	Santa Rosa Police	1,064	664	400	12	SC	X	X
Stanislaus	Stanislaus County Sheriff	1,064	664	400	24	HS	-	-
Stanislaus	Modesto Police	1,064	664	400	12	SC	-	X
Tulare	Tulare County Sheriff	1,064	664	400	24	HS	X	X
Tulare	Visalia Police	1,304	664	640	12	HS	-	X
Ventura	Ventura County Sheriff	1,346	946	400	24	HS	X	X
Ventura	Oxnard Police	1,064	664	400	12	HS	X	X
Ventura	Simi Valley Police	1,680	960	720	12	HS	X	X
Ventura	Ventura Police	2,000	960	1,040	12	HS	X	X
COLORADO								
Adams	Adams County Sheriff	334	64	270	88	HS	-	X
Adams	Thornton Police	1,758	795	963	84	4Y	-	X
Adams	Westminster Police	1,010	450	560	32	HS	X	X
Arapahoe	Arapahoe County Sheriff	1,101	581	520	120	SC	-	X
Arapahoe	Aurora Police	1,520	960	560	40	SC	-	X
Boulder	Boulder County Sheriff	995	435	560	40	HS	-	-
Boulder	Boulder Police	1,380	820	560	40	SC	-	X
Denver	Denver Police	1,412	852	560	16	HS	-	X
Douglas	Douglas County Sheriff	964	364	600	60	HS	-	X
El Paso	El Paso County Sheriff	1,146	746	400	40	SC	-	X
El Paso	Colorado Springs Police	2,048	648	1,400	40	2Y	-	X

Table 4a - continued

County	Name of agency	Hours of training required for:			Field/patrol officers (annual)	Minimum education requirement	Education incentive pay	Tuition reimbursement
		Total	Academy	Field				
COLORADO (cont)								
Jefferson	Jefferson County Sheriff	852	532	320	40	HS	-	X
Jefferson	Arvada Police	1,240	600	640	40	4Y	X	-
Jefferson	Lakewood Police	1,360	800	560	40	4Y	-	X
Larimer	Larimer County Sheriff	1,068	508	560	104	HS	-	X
Larimer	Fort Collins Police	1,360	800	560	40	SC	-	X
Pueblo	Pueblo Police	847	435	412	40	SC	X	X
Weld	Weld County Sheriff	1,440	760	680	96	HS	-	-
Weld	Greeley Police	1,080	560	520	20	HS	-	X
CONNECTICUT								
Fairfield	Bridgeport Police	1,464	984	480	18	HS	-	X
Fairfield	Danbury Police	1,040	640	400	22	HS	X	X
Fairfield	Fairfield Police	720	640	80	20	HS	X	X
Fairfield	Greenwich Police	1,020	680	340	5	2Y	X	X
Fairfield	Norwalk Police	600	520	80	41	HS	X	X
Fairfield	Stamford Police	742	662	80	45	2Y	X	X
Fairfield	Stratford Police	1,080	600	480	15	HS	-	X
Hartford	Bristol Police	1,160	760	400	25	HS	X	X
Hartford	East Hartford Police	1,280	800	480	22	HS	-	X
Hartford	Hartford Police	1,040	640	400	40	HS	X	X
Hartford	Manchester Police	1,280	680	600	45	SC	X	X
Hartford	New Britain Police	1,120	640	480	166	HS	X	X
Hartford	West Hartford Police	1,360	800	560	40	SC	-	-
Middlesex	Middletown Police	1,302	742	560	43	HS	X	X
New Haven	Hamden Police	1,040	640	400	80	2Y	X	X
New Haven	Meriden Police	1,101	701	400	45	HS	X	X
New Haven	Milford Police	1,042	842	200	60	HS	X	-
New Haven	New Haven Police	1,170	770	400	64	HS	X	-
New Haven	Waterbury Police	758	678	80	40	HS	X	X
New Haven	West Haven Police	1,080	680	400	40	HS	X	-
DELAWARE								
New Castle	New Castle County Police	3,800	1,000	2,800	40	4Y	-	-
New Castle	Wilmington Police	1,752	780	972	28	HS	-	X
DISTRICT OF COLUMBIA								
Washington, DC	Washington Metropolitan Police	1,640	1,040	600	40	HS	-	-
FLORIDA								
Alachua	Alachua County Sheriff	1,952	672	1,280	58	HS	X	X
Alachua	Gainesville Police	1,312	702	610	80	2Y	X	X
Bay	Bay County Sheriff	1,492	752	740	106	HS	X	X
Brevard	Brevard County Sheriff	1,332	692	640	90	HS	X	-
Brevard	Melbourne Police	1,240	600	640	50	HS	-	X
Brevard	Palm Bay Police	1,570	690	880	40	HS	X	X
Broward	Broward County Sheriff	842	730	112	24	HS	X	X
Broward	Coral Springs Police	1,250	730	520	40	2Y	X	X
Broward	Davie Police	840	600	240	56	HS	X	X
Broward	Fort Lauderdale Police	1,370	730	640	50	HS	X	X
Broward	Hollywood Police	1,480	840	640	64	HS	X	X
Broward	Margate Police	844	684	160	56	HS	X	X
Broward	Miramar Police	1,420	940	480	40	HS	X	X
Broward	Pembroke Pines Police	1,152	672	480	40	HS	X	X
Broward	Plantation Police	1,272	672	600	80	HS	X	X
Broward	Sunrise Police	1,152	672	480	0	HS	X	X
Charlotte	Charlotte County Sheriff	1,232	672	560	36	2Y	X	X
Citrus	Citrus County Sheriff	1,232	672	560	50	HS	X	X
Clay	Clay County Sheriff	1,312	672	640	72	HS	X	X
Collier	Collier County Sheriff	1,204	688	516	20	HS	X	X
Duval	Jacksonville Sheriff	1,232	672	560	32	2Y	X	X
Escambia	Escambia County Sheriff	1,312	672	640	42	HS	X	X
Escambia	Pensacola Police	1,204	700	504	124	HS	X	X
Hernando	Hernando County Sheriff	1,152	672	480	50	HS	X	-
Highlands	Highlands County Sheriff	1,188	672	516	10	HS	X	X
Hillsborough	Hillsborough County Sheriff	1,272	756	516	64	HS	X	X
Hillsborough	Tampa Police	1,475	675	800	40	SC	X	X
Indian River	Indian River County Sheriff	1,152	672	480	40	HS	X	X
Lake	Lake County Sheriff	1,144	672	472	92	HS	X	X
Lee	Lee County Sheriff	1,238	734	504	30	HS	X	X
Lee	Cape Coral Police	1,060	672	388	10	2Y	X	X
Lee	Fort Myers Police	840	680	160	40	2Y	X	X

Table 4a - continued

County	Name of agency	Hours of training required for:			Minimum education requirement	Education incentive pay	Tuition reimbursement
		Total	Academy	Field			
FLORIDA (cont)							
Leon	Leon County Sheriff	1,150	670	480	40	SC	X -
Leon	Tallahassee Police	1,482	762	720	80	2Y	X X
Manatee	Manatee County Sheriff	2,185	809	1,376	50	HS	X X
Marion	Marion County Sheriff	1,320	760	560	60	-	X -
Marion	Ocala Police	1,290	690	600	70	HS	X X
Martin	Martin County Sheriff	1,230	710	520	80	HS	X X
Miami-Dade	Miami-Dade Police	1,624	1,064	560	48	HS	X X
Miami-Dade	Coral Gables Police	1,296	656	640	10	SC	X X
Miami-Dade	Hialeah Police	1,480	840	640	10	HS	X X
Miami-Dade	Miami Police	1,404	756	648	48	HS	X X
Miami-Dade	Miami Beach Police	603	600	3	0	HS	X -
Miami-Dade	North Miami Police	1,289	809	480	40	HS	X X
Miami-Dade	North Miami Beach Police	1,304	744	560	40	HS	X X
Monroe	Monroe County Sheriff	756	672	84	34	HS	X X
Okaloosa	Okaloosa County Sheriff	1,152	672	480	50	HS	X X
Orange	Orange County Sheriff	1,152	672	480	80	HS	X X
Orange	Orlando Police	1,520	720	800	40	HS	X X
Osceola	Osceola County Sheriff	1,312	672	640	106	HS	X X
Palm Beach	Palm Beach County Sheriff	1,300	700	600	40	SC	X X
Palm Beach	Boca Raton Police	1,152	672	480	40	SC	X X
Palm Beach	Boynton Beach Police	1,012	712	300	50	HS	X X
Palm Beach	Delray Beach Police	1,392	672	720	50	SC	X X
Palm Beach	Riviera Beach Police	1,440	960	480	130	HS	X X
Palm Beach	West Palm Beach Police	1,340	700	640	68	SC	X X
Pasco	Pasco County Sheriff	1,312	672	640	40	HS	X X
Pinellas	Pinellas County Sheriff	1,400	760	640	16	HS	X X
Pinellas	Clearwater Police	1,280	720	560	0	SC	X X
Pinellas	Largo Police	1,432	672	760	65	4Y	X X
Pinellas	St. Petersburg Police	1,520	960	560	40	SC	X X
Polk	Polk County Sheriff	1,370	690	680	40	HS	X X
Polk	Lakeland Police	1,176	672	504	40	SC	X X
Putnam	Putnam County Sheriff	1,400	920	480	136	HS	X X
St. Johns	St. Johns County Sheriff	1,232	672	560	43	HS	X X
St. Lucie	St. Lucie County Sheriff	1,190	710	480	56	HS	X X
St. Lucie	Fort Pierce Police	1,270	710	560	40	HS	X X
St. Lucie	Port St. Lucie Police	1,350	710	640	40	SC	X X
Santa Rosa	Santa Rosa County Sheriff	1,232	672	560	18	HS	X -
Sarasota	Sarasota County Sheriff	1,510	830	680	160	2Y	X X
Sarasota	Sarasota Police	1,278	690	588	43	HS	X X
Seminole	Seminole County Sheriff	1,188	672	516	72	HS	X X
Seminole	Altamonte Springs Police	1,312	672	640	56	HS	X X
Volusia	Volusia County Sheriff	1,312	832	480	64	HS	X X
Volusia	Daytona Beach Police	1,476	676	800	12	HS	X X
GEORGIA							
Bartow	Bartow County Sheriff	640	400	240	40	HS	X -
Bibb	Bibb County Sheriff	400	400	0	20	HS	X -
Bibb	Macon Police	1,400	920	480	40	HS	X X
Chatham	Chatham County Police	375	135	240	20	HS	- X
Chatham	Savannah Police	1,200	560	640	20	HS	- X
Cherokee	Cherokee County Sheriff	960	400	560	45	HS	X -
Clarke	Athens-Clarke County Police	1,000	600	400	26	HS	- -
Clayton	Clayton County Police	---	---	---	---	---	---
Cobb	Cobb County Police	1,480	680	800	40	HS	- X
Cobb	Marietta Police	920	440	480	20	HS	- X
Columbia	Columbia County Sheriff	830	400	430	40	HS	- X
De Kalb	De Kalb County Police	1,596	952	644	12	HS	- -
Dougherty	Albany Police	880	400	480	20	HS	- X
Douglas	Douglas County Sheriff	1,240	520	720	40	HS	- -
Forsyth	Forsyth County Sheriff	880	400	480	40	HS	X X
Fulton	Fulton County Police	920	440	480	40	SC	- -
Fulton	Atlanta Police	1,560	1,320	240	44	HS	X X
Fulton	East Point Police	1,280	480	800	20	HS	- -
Fulton	Roswell Police	876	640	236	20	HS	X X
Glynn	Glynn County Police	640	400	240	20	HS	- X
Gwinnett	Gwinnett County Police	1,072	640	432	20	HS	- X
Hall	Hall County Sheriff	780	440	340	20	HS	- -
Muscogee	Muscogee County Sheriff	640	440	200	24	2Y	X -
Muscogee	Columbus Police	1,160	760	400	28	SC	X -
Richmond	Augusta-Richmond Co Sheriff	1,100	460	640	20	HS	- -

Table 4a - continued

County	Name of agency	Hours of training required for:				Minimum education requirement	Education incentive pay	Tuition reimbursement
		New officer recruits		Field/patrol officers (annual)				
		Total	Academy					
HAWAII								
Hawaii	Hawaii County Police	1,400	800	600	0	HS	-	-
Honolulu	Honolulu Police	1,622	1,062	560	40	HS	-	X
Kauai	Kauai County Police	1,560	840	720	32	HS	-	-
Maui	Maui County Police	1,600	1,080	520	40	HS	-	X
IDAHO								
Ada	Boise Police	468	428	40	0	SC	X	-
Canyon	Canyon County Sheriff	1,360	800	560	40	2Y	X	-
ILLINOIS								
Champaign	Champaign Police	1,280	400	880	16	HS	-	X
Cook	Cook County Sheriff	---	---	---	---	---	---	---
Cook	Arlington Heights Police	1,000	400	600	0	SC	-	X
Cook	Chicago Police	1,314	1,230	84	0	SC	-	X
Cook	Cicero Police	400	400	0	0	SC	X	X
Cook	Evanston Police	1,205	485	720	8	SC	X	X
Cook	Oak Lawn Police	1,040	400	640	25	2Y	X	X
Cook	Oak Park Police	970	400	570	40	SC	-	X
Cook	Schaumburg Police	888	400	488	40	2Y	X	X
Cook	Skokie Police	1,040	560	480	40	SC	-	X
Du Page	Du Page County Sheriff	880	400	480	40	SC	-	X
Du Page	Naperville Police	1,200	400	800	40	4Y	-	X
Kane	Aurora Police	1,016	520	496	0	HS	X	X
Kane	Elgin Police	1,040	560	480	32	SC	-	X
Lake	Lake County Sheriff	1,080	480	600	0	2Y	-	X
Lake	Waukegan Police	880	400	480	40	HS	-	X
Macon	Decatur Police	1,040	480	560	40	SC	-	X
Peoria	Peoria Police	960	480	480	40	HS	X	X
Sangamon	Springfield Police	810	680	130	24	HS	X	X
Will	Will County Sheriff	960	480	480	40	HS	-	X
Will	Joliet Police	1,300	400	900	0	HS	-	X
Winnebago	Winnebago County Sheriff	1,160	480	680	36	HS	-	X
Winnebago	Rockford Police	1,240	640	600	24	HS	-	X
INDIANA								
Allen	Allen County Sheriff	720	640	80	32	HS	-	-
Allen	Fort Wayne Police	1,176	936	240	16	HS	X	-
Delaware	Muncie Police	500	500	0	20	HS	-	-
Elkhart	Elkhart Police	960	480	480	16	HS	X	X
Howard	Kokomo Police	2,176	1,440	736	46	HS	-	X
Lake	Lake County Sheriff	1,380	740	640	16	HS	X	-
Lake	East Chicago Police	832	512	320	16	HS	X	-
Lake	Gary Police	1,518	488	1,030	20	HS	X	X
Lake	Hammond Police	1,136	480	656	16	HS	X	X
Madison	Anderson Police	960	480	480	16	HS	X	X
Marion	Marion County Sheriff	800	480	320	16	HS	X	-
Marion	Indianapolis Police	1,640	920	720	40	HS	X	X
St Joseph	St Joseph County Sheriff	816	496	320	16	HS	-	-
St Joseph	South Bend Police	840	480	360	16	HS	-	X
Vanderburgh	Vanderburgh County Sheriff	1,296	496	800	16	SC	X	X
Vanderburgh	Evansville Police	1,608	820	788	40	HS	X	X
Vigo	Terre Haute Police	520	520	0	16	HS	-	-
IOWA								
Black Hawk	Waterloo Police	1,120	480	640	80	HS	-	-
Linn	Cedar Rapids Police	1,360	560	800	12	HS	-	-
Polk	Polk County Sheriff	880	480	400	36	HS	-	X
Polk	Des Moines Police	480	480	0	24	SC	X	X
Pottawattamie	Council Bluffs Police	480	480	0	36	HS	X	-
Scott	Davenport Police	480	480	0	32	HS	X	X
Woodbury	Sioux City Police	1,040	400	640	40	2Y	X	X
KANSAS								
Douglas	Lawrence Police	1,504	864	640	80	HS	X	X
Johnson	Johnson County Sheriff	800	400	400	40	HS	-	X
Johnson	Olathe Police	1,040	400	640	40	HS	X	X
Johnson	Overland Park Police	1,020	540	480	40	HS	-	X
Sedgwick	Sedgwick County Sheriff	1,444	1,104	340	80	HS	-	X
Sedgwick	Wichita Police	992	880	112	40	HS	X	-
Shawnee	Topeka Police	1,640	680	960	40	HS	X	X
Wyandotte	Kansas City Police	1,600	960	640	80	HS	X	X

Table 4a - continued

County	Name of agency	Hours of training required for:				Minimum education requirement	Education incentive pay	Tuition reimbursement
		New officer recruits			Field/patrol officers (annual)			
		Total	Academy	Field				
KENTUCKY								
Fayette	Lexington-Fayette County Police	1,520	1,040	480	40	HS	X	X
Jefferson	Jefferson County Police	1,360	800	560	40	HS	-	X
Jefferson	Louisville Police	2,080	800	1,280	40	HS	X	X
Kenton	Covington Police	2,120	680	1,440	40	SC	-	X
LOUISIANA								
Ascension	Ascension Parish Sheriff	952	400	552	12	HS	X	-
Bossier	Bossier Parish Sheriff	320	320	0	8	HS	-	-
Bossier	Bossier Police	800	280	520	42	HS	X	X
Caddo	Caddo Parish Sheriff	685	325	360	4	HS	X	X
Caddo	Shreveport Police	1,880	600	1,280	40	HS	X	X
Calcasieu	Calcasieu Parish Sheriff	510	0	510	3	HS	-	-
Calcasieu	Lake Charles Police	440	360	80	40	HS	X	X
E. Baton Rouge	E. Baton Rouge Parish Sheriff	560	320	240	0	HS	X	-
E. Baton Rouge	Baton Rouge Police	712	712	0	0	HS	X	X
Jefferson	Jefferson Parish Sheriff	720	480	240	0	HS	-	X
Jefferson	Kenner Police	1,040	320	720	40	HS	-	-
Lafayette	Lafayette Parish Sheriff	320	320	0	32	HS	-	-
Lafayette	Lafayette Police	880	320	560	52	HS	-	X
Lafourche	Lafourche Parish Sheriff	960	480	480	40	HS	X	X
Livingston	Livingston Parish Sheriff	87	87	0	40	HS	-	-
Morehouse	Morehouse Parish Sheriff	816	480	336	78	HS	-	-
Orleans	Orleans Parish Sheriff	580	580	0	36	HS	-	X
Orleans	New Orleans Police	1,240	600	640	80	HS	-	-
Ouachita	Ouachita Parish Sheriff	400	400	0	40	HS	-	-
Ouachita	Monroe Police	800	320	480	0	HS	X	-
Plaquemines	Plaquemines Parish Sheriff	320	320	0	8	HS	-	X
Rapides	Rapides Parish Sheriff	1,000	520	480	160	HS	-	-
Rapides	Alexandria Police	520	520	0	40	HS	-	X
St. Charles	St. Charles Parish Sheriff	780	300	480	84	HS	-	X
St. John the Baptist	St. John the Baptist Sheriff	320	320	0	16	HS	-	-
St. Landry	St. Landry Parish Sheriff	1,000	480	520	116	HS	-	-
St. Martin	St. Martin Parish Sheriff	502	360	142	80	HS	-	-
St. Tammany	St. Tammany Parish Sheriff	1,160	520	640	48	HS	-	X
Terrebonne	Terrebonne Parish Sheriff	320	320	0	0	HS	-	-
MAINE								
Cumberland	Portland Police	680	520	160	24	HS	X	X
MARYLAND								
Anne Arundel	Anne Arundel County Police	1,260	1,100	160	18	HS	-	X
Anne Arundel	Annapolis Police	1,400	1,040	360	24	HS	X	X
Baltimore	Baltimore County Police	1,320	1,000	320	40	HS	-	X
Baltimore(city)	Baltimore Police	1,255	730	525	24	HS	-	X
Charles	Charles County Sheriff	1,475	915	560	21	HS	X	X
Harford	Harford County Sheriff	1,240	1,080	160	40	HS	-	X
Howard	Howard County Police	1,670	1,040	630	24	2Y	-	X
Montgomery	Montgomery County Police	2,240	1,680	560	30	SC	-	-
Prince George's	Prince George's County Police	2,250	1,050	1,200	40	HS	X	-
MASSACHUSETTS								
Bristol	Fall River Police	800	800	0	40	HS	X	-
Bristol	New Bedford Police	840	840	0	40	HS	X	-
Bristol	Taunton Police	1,080	840	240	40	HS	X	-
Essex	Lawrence Police	1,840	960	880	40	HS	X	-
Essex	Lynn Police	840	840	0	32	HS	X	X
Hampden	Chicopee Police	980	980	0	40	HS	X	-
Hampden	Holyoke Police	800	800	0	44	HS	X	-
Hampden	Springfield Police	800	800	0	40	HS	X	-
Middlesex	Cambridge Police	952	952	0	40	HS	X	X
Middlesex	Framingham Police	880	880	0	40	HS	X	-
Middlesex	Lowell Police	1,600	960	640	72	HS	X	-
Middlesex	Malden Police	1,000	880	120	16	HS	X	-
Middlesex	Medford Police	---	---	---	---	---	---	---
Middlesex	Newton Police	1,200	800	400	40	HS	X	-
Middlesex	Somerville Police	1,000	880	120	40	-	X	-
Middlesex	Waltham Police	1,440	880	560	40	HS	X	-
Norfolk	Brookline Police	1,000	960	40	48	HS	X	-
Norfolk	Quincy Police	1,136	880	256	16	HS	X	X
Plymouth	Brockton Police	960	880	80	40	HS	X	-
Suffolk	Boston Police	1,052	1,040	12	40	HS	X	-
Suffolk	Revere Police	---	---	---	---	---	---	---
Worcester	Worcester Police	1,120	1,000	120	40	HS	X	-

Table 4a - continued

County	Name of agency	Hours of training required for:			Minimum education requirement	Education incentive pay	Tuition reimbursement	
		New officer recruits		Field/patrol officers (annual)				
		Total	Academy					Field
MICHIGAN								
Calhoun	Battle Creek Police	1,240	820	420	480	2Y	X	X
Genesee	Genesee County Sheriff	800	640	160	0	2Y	X	X
Genesee	Flint Police	1,240	640	600	80	HS	-	X
Ingham	Lansing Police	494	494	0	40	SC	X	X
Kalamazoo	Kalamazoo County Sheriff	1,054	494	560	12	SC	X	X
Kalamazoo	Kalamazoo Police	890	640	250	0	HS	X	X
Kent	Kent County Sheriff	980	500	480	40	HS	-	-
Kent	Grand Rapids Police	1,214	734	480	44	HS	X	X
Kent	Wyoming Police	1,260	500	760	50	2Y	-	X
Macomb	Macomb County Sheriff	1,080	600	480	0	2Y	X	-
Macomb	Sterling Heights Police	1,120	560	560	96	2Y	X	X
Macomb	Warren Police	1,168	600	568	18	HS	X	-
Oakland	Oakland County Sheriff	760	640	120	16	HS	-	X
Oakland	Farmington Hills Police	1,200	480	720	40	2Y	X	X
Oakland	Pontiac Police	572	572	0	0	SC	-	X
Oakland	Royal Oak Police	1,532	572	960	40	2Y	-	X
Oakland	Southfield Police	1,320	600	720	48	HS	X	X
Oakland	Troy Police	1,054	494	560	40	2Y	X	X
Saginaw	Saginaw Police	1,040	560	480	40	HS	X	X
Washtenaw	Washtenaw County Sheriff	1,232	672	560	43	HS	-	-
Washtenaw	Ann Arbor Police	1,374	814	560	24	HS	X	X
Wayne	Wayne County Sheriff	920	560	360	24	HS	-	X
Wayne	Dearborn Police	1,560	720	840	40	2Y	-	X
Wayne	Detroit Police	1,490	610	880	40	HS	-	X
Wayne	Livonia Police	1,167	527	640	40	2Y	X	X
Wayne	Taylor Police	1,200	640	560	0	SC	X	X
Wayne	Westland Police	702	494	208	0	HS	-	X
MINNESOTA								
Hennepin	Hennepin County Sheriff	0	0	0	16	2Y	-	X
Hennepin	Bloomington Police	1,000	360	640	18	2Y	X	X
Hennepin	Minneapolis Police	1,390	640	750	8	2Y	-	X
Olmsted	Rochester Police	978	738	240	16	2Y	-	X
Ramsey	Ramsey County Sheriff	520	520	0	40	HS	-	-
Ramsey	St. Paul Police	1,100	500	600	16	2Y	-	X
St. Louis	Duluth Police	1,170	220	950	12	2Y	X	X
MISSISSIPPI								
Forrest	Hattiesburg Police	740	560	180	96	HS	X	-
Harrison	Harrison County Sheriff	1,040	400	640	0	HS	-	X
Harrison	Biloxi Police	600	400	200	82	HS	X	X
Harrison	Gulfport Police	400	400	0	0	HS	X	X
Hinds	Jackson Police	1,040	560	480	60	HS	-	X
Lauderdale	Meridian Police	1,120	800	320	40	HS	X	X
Lee	Tupelo Police	904	400	504	96	HS	-	X
Warren	Vicksburg Police	520	400	120	24	SC	-	-
Washington	Greenville Police	800	400	400	0	HS	X	X
MISSOURI								
Boone	Columbia Police	854	470	384	40	SC	X	X
Buchanan	St. Joseph Police	990	470	520	32	-	-	-
Greene	Springfield Police	1,472	952	520	88	SC	X	X
Jackson	Independence Police	960	600	360	16	HS	-	X
Jackson	Kansas City Police	1,280	960	320	16	HS	X	X
Jefferson	Jefferson County Sheriff	470	470	0	0	HS	-	-
St. Charles	St. Charles County Sheriff	600	600	0	0	HS	-	X
St. Charles	St. Charles Police	---	---	---	---	---	---	---
St. Louis	St. Louis County Police	840	840	0	0	HS	X	X
St. Louis(city)	St. Louis Police	1,440	880	560	48	2Y	X	X
MONTANA								
Yellowstone	Billings Police	1,100	540	560	20	HS	-	X
NEBRASKA								
Douglas	Douglas County Sheriff	1,177	617	560	0	2Y	X	X
Douglas	Omaha Police	1,400	800	600	16	HS	X	X
Lancaster	Lincoln Police	1,530	650	880	40	HS	X	-
Sarpy	Sarpy County Sheriff	930	530	400	16	HS	X	X

Table 4a - continued

County	Name of agency	Hours of training required for:			Field/patrol officers (annual)	Minimum education requirement	Education incentive pay	Tuition reimbursement
		New officer recruits						
		Total	Academy	Field				
NEVADA								
Clark	Las Vegas Metropolitan Police	1,595	835	760	24	HS	-	X
Clark	Henderson Police	1,632	952	680	40	HS	-	X
Clark	North Las Vegas Police	1,200	480	720	40	HS	-	-
Washoe	Washoe County Sheriff	1,448	648	800	24	HS	-	X
Washoe	Reno Police	600	600	0	24	HS	X	X
NEW HAMPSHIRE								
Hillsborough	Manchester Police	1,080	880	200	8	HS	X	X
Hillsborough	Nashua Police	920	600	320	8	HS	X	X
NEW JERSEY								
Atlantic	Atlantic City Police	1,240	760	480	80	HS	X	X
Bergen	Hackensack Police	776	776	0	16	HS	X	-
Camden	Camden Police	1,330	880	450	40	HS	X	-
Camden	Cherry Hill Police	1,336	760	576	40	4Y	X	-
Cape May	Cape May County Sheriff	840	800	40	40	HS	X	-
Cumberland	Vineland Police	1,200	720	480	160	HS	X	-
Essex	Belleville Police	800	760	40	40	HS	-	-
Essex	Bloomfield Police	1,040	1,040	0	20	HS	X	-
Essex	East Orange Police	720	720	0	32	HS	-	-
Essex	Irvington Police	720	720	0	40	HS	-	-
Essex	Montclair Police	1,360	1,040	320	20	HS	X	-
Essex	Newark Police	860	740	120	17	HS	-	-
Essex	Orange Police	720	720	0	10	HS	-	-
Essex	West Orange Police	960	800	160	56	HS	X	-
Hudson	Hudson County Sheriff	928	928	0	0	HS	-	-
Hudson	Bayonne Police	1,040	1,040	0	191	HS	-	-
Hudson	Hoboken Police	1,170	850	320	20	HS	-	-
Hudson	Jersey City Police	1,400	920	480	16	HS	-	X
Hudson	Kearny Police	1,304	744	560	40	HS	-	-
Hudson	North Bergen Police	784	760	24	8	HS	X	X
Hudson	Union City Police	759	639	120	24	HS	X	-
Hudson	West New York Police	818	778	40	16	HS	X	-
Mercer	Hamilton Police	1,840	840	1,000	40	HS	X	X
Mercer	Trenton Police	920	800	120	41	HS	X	-
Middlesex	Edison Police	---	---	---	---	---	---	---
Middlesex	New Brunswick Police	1,280	640	640	26	HS	-	-
Middlesex	Perth Amboy Police	1,244	784	460	20	HS	X	X
Middlesex	Woodbridge Police	1,370	920	450	75	HS	-	X
Morris	Parsippany Police	1,132	832	300	40	HS	X	X
Ocean	Brick Township Police	1,368	840	528	48	HS	X	X
Ocean	Dover Township Police	1,160	680	480	60	4Y	-	-
Passaic	Passaic County Sheriff	894	894	0	0	HS	X	X
Passaic	Clifton Police	1,440	1,240	200	16	HS	X	X
Passaic	Passaic Police	1,300	1,300	0	0	HS	-	X
Passaic	Paterson Police	---	---	---	---	---	---	---
Passaic	Wayne Police	1,040	880	160	40	2Y	X	-
Union	Elizabeth Police	1,870	830	1,040	48	HS	-	X
Union	Linden Police	1,500	700	800	8	HS	X	X
Union	Plainfield Police	1,248	664	584	8	HS	X	-
Union	Union Police	720	720	0	40	HS	X	-
NEW MEXICO								
Bernalillo	Bernalillo County Sheriff	1,530	1,050	480	20	HS	X	X
Bernalillo	Albuquerque Police	1,377	897	480	20	SC	X	X
Dona Ana	Las Cruces Police	640	640	0	40	HS	X	-
Santa Fe	Santa Fe Police	640	640	0	40	HS	X	X
NEW YORK								
Albany	Albany County Sheriff	600	600	0	0	HS	-	-
Albany	Albany Police	1,164	884	280	42	HS	-	X
Albany	Colonie Police	1,560	920	640	40	SC	-	X
Broome	Binghamton Police	1,350	1,150	200	48	HS	X	-
Dutchess	Dutchess County Sheriff	672	612	60	48	HS	X	X
Erie	Erie County Sheriff	1,480	1,040	440	61	SC	-	-
Erie	Amherst Police	1,250	850	400	21	SC	X	X
Erie	Buffalo Police	854	854	0	21	SC	X	-
Erie	Cheektowaga Police	1,480	920	560	21	2Y	X	X
Erie	Tonawanda Police	1,122	882	240	39	SC	-	-
Monroe	Monroe County Sheriff	1,125	900	225	24	HS	-	X
Monroe	Rochester Police	965	445	520	40	HS	X	X

Table 4a - continued

County	Name of agency	Hours of training required for:				Minimum education requirement	Education incentive pay	Tuition reimbursement
		New officer recruits		Field/patrol officers (annual)				
		Total	Academy					
NEW YORK (cont)								
Nassau	Nassau County Police	1,138	958	180	8	SC	X	X
Nassau	Hempstead Police	1,360	1,120	240	468	HS	-	-
New York City	New York City Police	2,043	1,343	700	60	SC	-	-
Niagara	Niagara County Sheriff	1,280	760	520	24	SC	-	-
Niagara	Niagara Falls Police	1,320	760	560	24	HS	X	-
Oneida	Utica Police	1,360	840	520	16	HS	-	X
Onondaga	Onondaga County Sheriff	728	568	160	20	HS	-	-
Onondaga	Syracuse Police	1,080	800	280	16	HS	-	-
Rensselaer	Troy Police	1,360	760	600	40	HS	-	-
Rockland	Rockland County Sheriff	1,280	760	520	40	HS	-	-
Rockland	Clarkstown Police	990	510	480	8	2Y	X	-
Rockland	Ramapo Police	1,280	800	480	0	SC	-	X
Schenectady	Schenectady Police	1,360	920	440	24	HS	-	X
Suffolk	Suffolk County Sheriff	1,500	1,210	290	16	HS	-	X
Suffolk	Suffolk County Police	1,660	1,140	520	8	HS	-	-
Westchester	Westchester County Police	1,011	691	320	80	HS	-	X
Westchester	Greenburgh Police	1,235	675	560	0	HS	-	X
Westchester	Mt. Vernon Police	720	640	80	40	HS	-	-
Westchester	New Rochelle Police	960	720	240	40	SC	-	X
Westchester	White Plains Police	1,515	955	560	40	HS	-	X
Westchester	Yonkers Police	840	800	40	8	HS	X	-
NORTH CAROLINA								
Alamance	Burlington Police	1,144	604	540	32	HS	X	X
Buncombe	Buncombe County Sheriff	1,080	680	400	40	HS	-	-
Buncombe	Asheville Police	1,457	617	840	56	2Y	X	X
Cabarrus	Cabarrus County Sheriff	826	576	250	25	HS	X	-
Catawba	Hickory Police	1,128	608	520	80	HS	-	X
Cumberland	Cumberland County Sheriff	977	577	400	0	HS	-	-
Cumberland	Fayetteville Police	1,240	680	560	32	HS	X	-
Davidson	Davidson County Sheriff	958	660	298	28	-	X	X
Durham	Durham County Sheriff	1,317	813	504	20	HS	-	X
Durham	Durham Police	1,485	925	560	38	HS	-	X
Forsyth	Forsyth County Sheriff	920	680	240	40	HS	-	X
Forsyth	Winston-Salem Police	1,596	1,047	549	27	HS	X	X
Gaston	Gaston County Police	1,400	600	800	48	4Y	-	X
Gaston	Gastonia Police	1,290	650	640	48	2Y	X	X
Guilford	Guilford County Sheriff	1,108	604	504	20	HS	X	X
Guilford	Greensboro Police	1,778	1,190	588	40	HS	X	X
Guilford	High Point Police	1,282	722	560	90	HS	X	X
Mecklenburg	Charlotte-Mecklenburg Police	1,180	700	480	30	HS	X	X
Nash	Rocky Mount Police	1,085	605	480	60	HS	X	X
New Hanover	Wilmington Police	1,214	734	480	48	HS	-	X
Orange	Orange County Sheriff	1,520	1,040	480	80	HS	-	X
Pitt	Greenville Police	770	450	320	40	HS	-	X
Rowan	Rowan County Sheriff	688	608	80	10	HS	X	-
Union	Union County Sheriff	782	602	180	60	2Y	-	X
Wake	Wake County Sheriff	1,173	973	200	50	HS	-	X
Wake	Raleigh Police	1,732	932	800	40	HS	-	X
Wilson	Wilson Police	1,270	630	640	60	HS	X	X
OHIO								
Butler	Butler County Sheriff	1,187	827	360	138	HS	-	X
Butler	Hamilton Police	1,040	520	520	64	HS	-	X
Clark	Clark County Sheriff	520	520	0	24	HS	-	X
Clark	Springfield Police	1,280	720	560	40	HS	-	X
Cuyahoga	Cleveland Police	2,040	1,000	1,040	32	HS	-	X
Cuyahoga	Cleveland Heights Police	1,150	550	600	80	4Y	X	X
Cuyahoga	Euclid Police	1,140	640	500	24	HS	-	-
Franklin	Franklin County Sheriff	200	200	0	16	HS	-	X
Franklin	Columbus Police	1,400	880	520	40	HS	-	X
Hamilton	Hamilton County Sheriff	1,080	600	480	40	HS	-	-
Hamilton	Cincinnati Police	1,400	920	480	40	HS	-	X
Lorain	Lorain Police	545	545	0	0	HS	X	X
Lucas	Lucas County Sheriff	520	520	0	40	HS	-	X
Lucas	Toledo Police	1,520	880	640	40	SC	X	X
Mahoning	Youngstown Police	750	590	160	24	HS	X	-
Montgomery	Montgomery County Sheriff	870	550	320	21	HS	-	X
Montgomery	Dayton Police	1,000	1,000	0	40	HS	X	X
Stark	Stark County Sheriff	1,430	950	480	63	HS	-	-
Stark	Canton Police	670	670	0	50	HS	-	X
Summit	Summit County Sheriff	611	611	0	40	HS	-	-
Summit	Akron Police	1,390	750	640	40	HS	-	-

Table 4a - continued

County	Name of agency	Hours of training required for:				Minimum education requirement	Education incentive pay	Tuition reimbursement
		New officer recruits			Field/patrol officers (annual)			
		Total	Academy	Field				
OKLAHOMA								
Cleveland	Norman Police	1,280	720	560	16	SC	X	X
Comanche	Lawton Police	1,040	480	560	56	HS	-	X
Oklahoma	Oklahoma County Sheriff	520	360	160	48	HS	-	-
Oklahoma	Oklahoma City Police	1,624	904	720	24	HS	X	X
Tulsa	Tulsa County Sheriff	320	320	0	16	SC	-	X
Tulsa	Tulsa Police	1,560	920	640	40	4Y	X	X
OREGON								
Clackamas	Clackamas County Sheriff	1,160	360	800	40	HS	X	X
Douglas	Douglas County Sheriff	320	320	0	0	HS	-	X
Jackson	Jackson County Sheriff	400	400	0	0	2Y	X	-
Lane	Lane County Sheriff	1,440	800	640	76	HS	X	-
Lane	Eugene Police	900	400	500	24	HS	-	-
Marion	Salem Police	1,240	400	840	48	HS	X	X
Multnomah	Gresham Police	950	400	550	78	HS	-	X
Multnomah	Portland Police	1,800	840	960	40	4Y	-	X
Washington	Washington County Sheriff	1,440	720	720	40	HS	X	X
Washington	Beaverton Police	1,976	376	1,600	30	SC	-	X
PENNSYLVANIA								
Allegheny	Allegheny County Sheriff	636	636	0	32	HS	-	-
Allegheny	Allegheny County Police	524	524	0	28	HS	-	X
Allegheny	Pittsburgh Police	1,235	755	480	48	SC	-	-
Berks	Reading Police	1,280	800	480	24	-	-	-
Dauphin	Harrisburg Police	960	520	440	22	HS	X	-
Delaware	Chester Police	1,608	536	1,072	116	SC	X	X
Delaware	Upper Darby Township Police	520	520	0	16	HS	X	-
Erie	Erie Police	1,044	600	444	40	HS	X	-
Lackawanna	Scranton Police	932	772	160	40	HS	X	-
Lancaster	Lancaster Police	1,240	760	480	12	HS	X	-
Lehigh	Allentown Police	1,240	840	400	56	2Y	X	-
Montgomery	Lower Merion Township Police	480	480	0	32	SC	-	X
Northampton	Bethlehem Police	1,360	880	480	0	SC	X	X
Philadelphia	Philadelphia Police	1,301	1,101	200	32	HS	-	-
RHODE ISLAND								
Kent	Warwick Police	1,010	560	450	8	SC	X	X
Providence	Cranston Police	960	640	320	40	SC	X	X
Providence	Pawtucket Police	720	480	240	24	HS	X	X
Providence	Providence Police	1,200	1,000	200	12	HS	X	X
SOUTH CAROLINA								
Anderson	Anderson County Sheriff	680	360	320	30	-	X	X
Beaufort	Beaufort County Sheriff	480	320	160	40	HS	X	-
Charleston	Charleston County Sheriff	720	360	360	38	2Y	X	-
Charleston	Charleston Police	1,040	480	560	13	2Y	-	X
Charleston	North Charleston Police	760	360	400	40	HS	-	-
Florence	Florence County Sheriff	412	380	32	40	HS	-	X
Greenville	Greenville County Sheriff	880	400	480	16	HS	X	X
Greenville	Greenville Police	1,398	360	1,038	59	HS	X	X
Horry	Horry County Police	840	400	440	40	HS	-	X
Horry	Myrtle Beach Police	680	360	320	53	HS	-	X
Lexington	Lexington County Sheriff	800	640	160	30	HS	X	-
Richland	Richland County Sheriff	520	360	160	28	2Y	-	X
Richland	Columbia Police	831	399	432	24	HS	-	X
Spartanburg	Spartanburg County Sheriff	830	320	510	52	HS	-	X
Spartanburg	Spartanburg Police	640	360	280	40	HS	-	X
SOUTH DAKOTA								
Minnehaha	Sioux Falls Police	1,000	520	480	24	HS	-	X
TENNESSEE								
Blount	Blount County Sheriff	1,320	840	480	40	-	-	X
Davidson	Nashville Metropolitan Police	1,632	720	912	40	SC	X	-
Hamilton	Hamilton County Sheriff	168	64	104	104	HS	-	-
Hamilton	Chattanooga Police	1,600	1,040	560	40	HS	X	X
Knox	Knox County Sheriff	1,040	400	640	48	HS	-	-
Knox	Knoxville Police	1,680	1,040	640	40	HS	X	X

Table 4a - continued

County	Name of agency	Hours of training required for:			Field/patrol officers (annual)	Minimum education requirement	Education incentive pay	Tuition reimbursement
		Total	Academy	Field				
TENNESSEE (cont)								
Madison	Jackson Police	1,120	480	640	40	HS	-	X
Montgomery	Clarksville Police	880	320	560	40	HS	-	X
Rutherford	Murfreesboro Police	1,105	430	675	40	HS	-	-
Shelby	Shelby County Sheriff	1,621	901	720	64	HS	-	-
Shelby	Memphis Police	1,360	720	640	45	2Y	X	X
Sullivan	Sullivan County Sheriff	320	320	0	40	HS	X	-
Washington	Johnson City Police	960	320	640	40	HS	-	X
TEXAS								
Bell	Killeen Police	1,480	680	800	20	HS	X	-
Bell	Temple Police	720	0	720	40	HS	X	-
Bexar	Bexar County Sheriff	1,550	990	560	40	HS	-	X
Bexar	San Antonio Police	2,380	1,140	1,240	40	HS	X	X
Brazoria	Brazoria County Sheriff	740	500	240	20	HS	X	-
Cameron	Brownsville Police	880	560	320	20	HS	X	-
Cameron	Harlingen Police	1,100	620	480	40	SC	X	X
Collin	Plano Police	1,320	640	680	40	HS	-	X
Dallas	Dallas County Sheriff	980	500	480	40	HS	-	-
Dallas	Carrollton Police	800	160	640	32	SC	X	X
Dallas	Dallas Police	2,146	1,186	960	56	SC	X	X
Dallas	Garland Police	1,600	960	640	20	SC	X	X
Dallas	Grand Prairie Police	1,400	720	680	40	SC	X	X
Dallas	Irving Police	1,480	880	600	20	HS	X	X
Dallas	Mesquite Police	1,320	680	640	20	SC	X	-
Dallas	Richardson Police	1,240	560	680	80	HS	-	X
Denton	Denton County Sheriff	600	0	600	40	HS	X	-
Denton	Denton Police	1,520	560	960	20	-	X	X
Ector	Odessa Police	1,360	480	880	20	HS	X	X
El Paso	El Paso County Sheriff	1,621	901	720	64	HS	-	-
El Paso	El Paso Police	1,758	798	960	48	SC	-	X
Fort Bend	Fort Bend County Sheriff	1,285	645	640	20	HS	-	-
Galveston	Galveston County Sheriff	1,652	1,092	560	56	HS	-	-
Galveston	Galveston Police	1,440	800	640	72	HS	X	-
Gregg	Longview Police	1,200	520	680	20	2Y	X	X
Harris	Harris County Sheriff	1,436	836	600	20	SC	X	-
Harris	Baytown Police	1,300	780	520	60	SC	-	-
Harris	Houston Police	1,560	1,120	440	40	SC	X	X
Harris	Pasadena Police	800	800	0	20	SC	-	X
Hidalgo	Hidalgo County Sheriff	920	680	240	20	HS	-	-
Hidalgo	McAllen Police	1,440	760	680	60	HS	X	X
Jefferson	Beaumont Police	1,560	680	880	20	HS	X	X
Jefferson	Port Arthur Police	1,360	560	800	40	HS	X	X
Lubbock	Lubbock Police	1,400	800	600	20	HS	X	-
McLennan	McLennan County Sheriff	1,120	720	400	40	HS	-	-
McLennan	Waco Police	1,560	1,440	120	56	-	X	X
Midland	Midland Police	1,360	720	640	40	SC	X	X
Montgomery	Montgomery County Sheriff	1,080	540	540	40	HS	-	-
Nueces	Nueces County Sheriff	168	64	104	104	HS	-	-
Nueces	Corpus Christi Police	2,120	1,060	1,060	40	HS	X	X
Potter	Amarillo Police	1,512	872	640	20	HS	X	X
Smith	Smith County Sheriff	1,240	600	640	40	HS	X	-
Smith	Tyler Police	1,240	680	560	20	SC	X	X
Tarrant	Tarrant County Sheriff	0	0	0	80	HS	-	X
Tarrant	Arlington Police	3,800	1,000	2,800	40	4Y	X	X
Tarrant	Fort Worth Police	1,480	1,000	480	40	HS	X	X
Taylor	Abilene Police	1,460	820	640	80	SC	X	-
Tom Green	San Angelo Police	1,090	450	640	40	HS	X	-
Travis	Travis County Sheriff	1,200	560	640	40	HS	-	X
Travis	Austin Police	1,640	1,160	480	40	SC	X	X
Victoria	Victoria County Sheriff	636	636	0	40	HS	-	X
Webb	Webb County Sheriff	720	680	40	40	HS	X	-
Webb	Laredo Police	1,280	640	640	40	HS	X	-
Wichita	Wichita Falls Police	1,440	800	640	20	HS	X	X
Williamson	Williamson County Sheriff	1,648	640	1,008	40	HS	-	-
UTAH								
Salt Lake	Salt Lake County Sheriff	1,080	720	360	40	HS	X	X
Salt Lake	Salt Lake City Police	1,360	880	480	40	HS	X	X
Salt Lake	West Valley City Police	1,120	1,120	0	40	HS	-	X
Utah	Utah County Sheriff	720	480	240	40	HS	-	X
Weber	Ogden Police	1,100	540	560	40	HS	X	X

Table 4a - continued

County	Name of agency	Hours of training required for:			Field/patrol officers (annual)	Minimum education requirement	Education incentive pay	Tuition reimbursement
		Total	Academy	Field				
VIRGINIA								
Albemarle	Albemarle County Police	1,000	520	480	40	SC	-	X
Alexandria(city)	Alexandria Police	1,376	816	560	36	HS	-	X
Arlington	Arlington County Police	1,400	920	480	56	SC	-	X
Chesapeake(city)	Chesapeake Police	1,360	880	480	20	HS	X	X
Chesterfield	Chesterfield County Police	1,560	1,200	360	40	HS	-	X
Danville(city)	Danville Police	244	144	100	40	HS	X	X
Fairfax	Fairfax County Police	996	896	100	40	HS	-	-
Hampton(city)	Hampton Police	752	480	272	0	HS	X	X
Hanover	Hanover County Sheriff	920	600	320	80	HS	-	X
Henrico	Henrico County Police	1,320	1,160	160	32	HS	X	X
Loudoun	Loudoun County Sheriff	1,740	1,100	640	40	HS	X	X
Lynchburg(city)	Lynchburg Police	1,084	764	320	40	SC	-	X
Newport News(city)	Newport News Police	1,240	760	480	40	HS	X	X
Norfolk(city)	Norfolk Police	1,560	1,080	480	80	HS	X	X
Portsmouth(city)	Portsmouth Police	540	480	60	40	HS	X	X
Prince William	Prince William County Police	1,950	1,400	550	76	HS	X	-
Richmond(city)	Richmond Police	1,200	880	320	40	SC	X	X
Roanoke(city)	Roanoke Police	1,076	976	100	40	HS	-	X
Suffolk(city)	Suffolk Police	1,280	880	400	110	HS	-	X
Virginia Beach(city)	Virginia Beach Police	1,400	880	520	56	HS	-	X
WASHINGTON								
Clark	Clark County Sheriff	1,120	720	400	40	HS	-	-
Clark	Vancouver Police	888	720	168	30	HS	X	X
King	King County Sheriff	1,120	720	400	40	HS	X	-
King	Bellevue Police	1,330	770	560	18	2Y	X	X
King	Federal Way Police	1,200	720	480	0	HS	X	X
King	Kent Police	880	720	160	60	HS	X	X
King	Seattle Police	1,400	840	560	56	HS	-	-
Kitsap	Kitsap County Sheriff	1,280	720	560	30	2Y	-	-
Pierce	Pierce County Sheriff	1,480	720	760	40	HS	-	-
Pierce	Tacoma Police	840	720	120	40	2Y	X	X
Snohomish	Snohomish County Sheriff	1,120	720	400	40	HS	X	-
Snohomish	Everett Police	1,296	720	576	40	HS	X	X
Spokane	Spokane County Sheriff	1,310	830	480	56	HS	X	-
Spokane	Spokane Police	1,520	800	720	40	SC	-	X
Thurston	Thurston County Sheriff	1,120	720	400	40	HS	X	-
Yakima	Yakima Police	1,200	720	480	40	HS	-	-
WEST VIRGINIA								
Cabell	Huntington Police	640	400	240	8	HS	-	-
Kanawha	Charleston Police	1,406	734	672	40	HS	X	-
WISCONSIN								
Brown	Brown County Sheriff	400	400	0	24	2Y	-	X
Brown	Green Bay Police	1,000	400	600	24	2Y	-	X
Dane	Dane County Sheriff	400	400	0	24	SC	-	-
Dane	Madison Police	1,224	840	384	24	2Y	X	X
Kenosha	Kenosha County Sheriff	400	400	0	24	SC	-	X
Kenosha	Kenosha Police	1,120	480	640	32	2Y	X	X
Milwaukee	Milwaukee County Sheriff	400	400	0	24	HS	X	-
Milwaukee	Milwaukee Police	1,352	872	480	32	HS	X	X
Milwaukee	West Allis Police	1,100	400	700	24	2Y	-	X
Outgamie	Appleton Police	880	400	480	24	SC	X	X
Racine	Racine County Sheriff	400	400	0	24	SC	X	X
Racine	Racine Police	1,360	400	960	24	SC	X	-
Waukesha	Waukesha County Sheriff	400	400	0	24	SC	X	X
Waukesha	Waukesha Police	400	400	0	40	2Y	X	-

Note: Codes for minimum education requirements are as follows:

- 4Y=Four-year degree required
- 2Y=Two-year degree required
- SC=Some college (but no degree) required
- HS=High school diploma or equivalent required

---Data were not provided by an agency.

Table 5a. Operating expenditures and asset forfeiture receipts of local law enforcement agencies, 2000

County	Name of agency	Annual operating expenditure				Asset forfeiture receipts		
		Total	Per employee	Per officer	Per resident	Total	Per employee	Per officer
ALABAMA								
Etowah	Gadsden Police	\$8,534,923	\$56,899	\$76,205	\$219	\$45,000	\$300	\$402
Houston	Dothan Police	\$11,000,000	\$43,307	\$69,182	\$191	\$53,000	\$209	\$333
Jefferson	Jefferson County Sheriff	\$40,000,000	\$66,335	\$83,160	\$60	\$250,000	\$415	\$520
Jefferson	Bessemer Police	\$7,573,152	\$59,165	\$69,478	\$255	\$35,000	\$273	\$321
Jefferson	Birmingham Police	\$59,016,943	\$50,442	\$67,217	\$243	\$400,000	\$342	\$456
Jefferson	Hoover Police	\$11,689,269	\$67,961	\$92,041	\$186	\$34,200	\$199	\$269
Madison	Huntsville Police	\$27,000,000	\$48,171	\$77,586	\$171	\$200,000	\$357	\$575
Mobile	Mobile County Sheriff	\$22,303,958	\$47,354	\$150,702	\$56	\$295,585	\$628	\$1,997
Mobile	Mobile Police	\$31,827,937	\$40,831	\$57,659	\$160	\$405,000	\$520	\$734
Montgomery	Montgomery County Sheriff	\$14,000,000	\$53,232	\$114,754	\$63	\$0	\$0	\$0
Montgomery	Montgomery Police	\$30,587,864	\$43,480	\$63,592	\$152	\$187,251	\$266	\$389
Morgan	Decatur Police	\$8,082,000	\$52,311	\$64,143	\$150	\$25,000	\$162	\$198
Tuscaloosa	Tuscaloosa Police	\$11,795,933	\$41,101	\$52,194	\$151	\$71,000	\$247	\$314
ALASKA								
Anchorage	Anchorage Police	\$44,000,000	\$87,649	\$129,032	\$169	\$215,221	\$429	\$631
ARIZONA								
Maricopa	Maricopa County Sheriff	---	---	---	---	---	---	---
Maricopa	Chandler Police	\$27,240,605	\$73,823	\$106,826	\$154	\$175,000	\$474	\$686
Maricopa	Glendale Police	\$27,653,868	\$69,482	\$96,020	\$126	\$60,000	\$151	\$208
Maricopa	Mesa Police	\$90,261,296	\$79,003	\$125,887	\$228	\$273	\$0	\$0
Maricopa	Phoenix Police	\$217,617,984	\$63,390	\$82,871	\$165	\$5,352,815	\$1,559	\$2,038
Maricopa	Scottsdale Police	\$39,619,268	\$72,763	\$113,036	\$195	\$150,000	\$275	\$428
Maricopa	Tempe Police	\$36,387,785	\$76,125	\$118,142	\$229	\$700,000	\$1,464	\$2,273
Pima	Pima County Sheriff	\$58,227,749	\$51,077	\$135,729	\$69	\$612,567	\$537	\$1,428
Pima	Tucson Police	\$88,406,720	\$70,556	\$95,266	\$182	\$566,460	\$452	\$610
Pinal	Pinal County Sheriff	\$18,000,000	\$52,632	\$133,333	\$100	\$37,000	\$108	\$274
Yuma	Yuma Police	\$11,249,948	\$62,500	\$92,213	\$145	\$0	\$0	\$0
ARKANSAS								
Craighead	Jonesboro Police	\$4,593,428	\$34,408	\$40,293	\$83	\$0	\$0	\$0
Jefferson	Pine Bluff Police	\$9,000,000	\$50,562	\$58,065	\$163	\$60,000	\$337	\$387
Pulaski	Pulaski County Sheriff	\$23,000,000	\$45,817	\$164,286	\$64	\$50,000	\$100	\$357
Pulaski	Little Rock Police	\$38,959,516	\$54,680	\$69,820	\$213	\$199,945	\$281	\$358
Pulaski	North Little Rock Police	\$14,229,519	\$60,551	\$73,348	\$235	\$141,490	\$602	\$729
Sebastian	Fort Smith Police	\$10,600,000	\$51,707	\$65,839	\$132	\$50,000	\$244	\$311
CALIFORNIA								
Alameda	Alameda County Sheriff	\$145,700,000	\$98,379	\$160,286	\$101	\$281,042	\$190	\$309
Alameda	Alameda Police	\$15,481,373	\$90,800	\$139,472	\$214	\$79,231	\$465	\$714
Alameda	Berkeley Police	\$31,738,827	\$104,922	\$163,602	\$309	\$9,744	\$32	\$50
Alameda	Fremont Police	\$33,182,454	\$92,559	\$157,263	\$163	\$75,347	\$210	\$357
Alameda	Hayward Police	\$27,149,450	\$88,148	\$144,412	\$194	\$181,580	\$590	\$966
Alameda	Oakland Police	\$127,724,062	\$115,797	\$179,893	\$320	\$348,807	\$316	\$491
Butte	Butte County Sheriff	\$17,500,000	\$73,684	\$169,903	\$86	\$1,155	\$5	\$11
Contra Costa	Contra Costa County Sheriff	\$92,000,000	\$94,845	\$145,340	\$97	\$83,520	\$86	\$132
Contra Costa	Concord Police	\$25,000,000	\$102,459	\$159,236	\$205	\$50,000	\$205	\$318
Contra Costa	Richmond Police	\$26,778,771	\$97,025	\$141,687	\$270	\$24,760	\$90	\$131
El Dorado	El Dorado County Sheriff	\$28,914,884	\$81,222	\$172,112	\$185	\$99,162	\$279	\$590
Fresno	Fresno County Sheriff	\$76,984,430	\$74,489	\$178,826	\$96	\$389,544	\$377	\$905
Fresno	Fresno Police	\$75,786,100	\$74,962	\$110,961	\$177	\$323,000	\$319	\$473
Kern	Kern County Sheriff	\$93,000,000	\$88,910	\$193,750	\$141	\$255,056	\$244	\$531
Kern	Bakersfield Police	\$36,773,915	\$86,527	\$122,172	\$149	\$31,559	\$74	\$105
Los Angeles	Los Angeles County Sheriff	\$1,388,460,000	\$98,511	\$164,548	\$146	\$8,431,529	\$598	\$999
Los Angeles	Beverly Hills Police	\$18,500,000	\$88,942	\$136,029	\$548	\$10,000	\$48	\$74
Los Angeles	Burbank Police	\$27,167,741	\$95,661	\$161,713	\$271	\$317,675	\$1,119	\$1,891
Los Angeles	Culver City Police	\$18,392,888	\$92,427	\$125,979	\$474	\$0	\$0	\$0
Los Angeles	Downey Police	\$17,000,000	\$97,701	\$153,153	\$158	\$1,092,808	\$6,281	\$9,845
Los Angeles	El Monte Police	\$13,786,000	\$69,276	\$93,782	\$119	\$557,680	\$2,802	\$3,794
Los Angeles	Glendale Police	\$31,256,082	\$89,559	\$135,601	\$160	\$549,359	\$1,574	\$2,383
Los Angeles	Inglewood Police	\$27,945,711	\$100,344	\$162,475	\$248	\$129,729	\$466	\$754
Los Angeles	Long Beach Police	\$135,574,459	\$95,274	\$151,649	\$294	\$293,483	\$206	\$328
Los Angeles	Los Angeles Police	\$891,679,649	\$71,852	\$95,459	\$241	\$10,338,543	\$833	\$1,107
Los Angeles	Pasadena Police	\$30,086,394	\$85,473	\$135,524	\$225	\$359,000	\$1,020	\$1,617
Los Angeles	Pomona Police	\$25,826,467	\$89,988	\$154,188	\$173	\$781,759	\$2,724	\$4,667
Los Angeles	Redondo Beach Police	\$15,168,860	\$85,700	\$139,164	\$240	\$172,000	\$972	\$1,578
Los Angeles	Santa Monica Police	\$33,000,000	\$79,807	\$161,765	\$392	\$98,240	\$238	\$482
Los Angeles	Torrance Police	\$38,683,557	\$108,055	\$155,982	\$280	\$92,936	\$260	\$375
Los Angeles	West Covina Police	\$16,900,000	\$94,944	\$128,030	\$161	\$0	\$0	\$0
Los Angeles	Whittier Police	\$19,200,000	\$138,129	\$144,361	\$229	\$2,000,000	\$14,388	\$15,038

Table 5a - continued

County	Name of agency	Annual operating expenditure				Asset forfeiture receipts		
		Total	Per employee	Per officer	Per resident	Total	Per employee	Per officer
CALIFORNIA (cont)								
Marin	Marin County Sheriff	\$32,389,886	\$106,721	\$161,949	\$131	\$481,936	\$1,588	\$2,410
Monterey	Monterey County Sheriff	\$41,163,530	\$87,396	\$117,275	\$102	\$65,593	\$139	\$187
Monterey	Salinas Police	\$19,489,000	\$96,005	\$129,066	\$129	\$29,000	\$143	\$192
Orange	Orange County Sheriff-Coroner	\$357,853,663	\$98,311	\$202,063	\$126	\$484,969	\$133	\$274
Orange	Anaheim Police	\$65,848,988	\$104,439	\$160,217	\$201	\$1,275,758	\$2,023	\$3,104
Orange	Brea Police	\$11,980,000	\$84,366	\$103,723	\$338	\$34,200	\$241	\$296
Orange	Costa Mesa Police	---	---	---	---	---	---	---
Orange	Fullerton Police	\$21,094,204	\$88,076	\$137,871	\$167	\$360,000	\$1,503	\$2,353
Orange	Garden Grove Police	\$25,000,000	\$118,483	\$163,399	\$151	\$250,000	\$1,185	\$1,634
Orange	Huntington Beach Police	\$36,018,892	\$98,682	\$158,674	\$190	\$242,497	\$664	\$1,068
Orange	Irvine Police	\$28,627,995	\$105,638	\$181,190	\$200	\$0	\$0	\$0
Orange	Newport Beach Police	\$23,800,000	\$93,886	\$160,269	\$340	\$153,623	\$606	\$1,034
Orange	Orange Police	\$23,000,000	\$83,032	\$137,313	\$179	\$360,000	\$1,300	\$2,149
Orange	Santa Ana Police	\$80,752,086	\$114,705	\$199,881	\$239	\$20,000	\$28	\$50
Orange	Westminster Police	\$17,300,000	\$107,121	\$167,150	\$196	\$2,075	\$13	\$20
Placer	Placer County Sheriff	\$41,000,000	\$97,619	\$177,106	\$165	\$28,203	\$67	\$122
Riverside	Riverside County Sheriff	\$214,000,000	\$85,140	\$165,635	\$138	\$4,038,000	\$1,607	\$3,125
Riverside	Corona Police	\$18,545,083	\$76,317	\$129,686	\$148	\$45,931	\$189	\$321
Riverside	Riverside Police	\$43,028,909	\$91,163	\$142,953	\$169	\$675,768	\$1,432	\$2,245
Sacramento	Sacramento County Sheriff	\$230,000,000	\$135,613	\$167,577	\$188	\$422,544	\$249	\$308
Sacramento	Sacramento Police	\$75,721,000	\$70,668	\$116,494	\$186	\$637,621	\$595	\$981
San Bernardino	San Bernardino County Sheriff	\$222,225,524	\$87,250	\$156,387	\$130	\$18	\$0	\$0
San Bernardino	Fontana Police	\$15,600,000	\$84,783	\$123,810	\$121	\$54,442	\$296	\$432
San Bernardino	Ontario Police	\$34,818,384	\$99,766	\$150,079	\$220	\$507,913	\$1,455	\$2,189
San Bernardino	Rialto Police	\$13,700,000	\$91,639	\$135,644	\$149	\$400,000	\$2,676	\$3,960
San Bernardino	San Bernardino Police	\$36,276,800	\$80,347	\$126,842	\$196	\$161,574	\$358	\$565
San Diego	San Diego County Sheriff	\$271,204,719	\$69,167	\$174,633	\$96	\$837,000	\$213	\$539
San Diego	Chula Vista Police	\$24,954,558	\$89,926	\$127,319	\$144	\$297,938	\$1,074	\$1,520
San Diego	El Cajon Police	\$15,934,790	\$71,940	\$112,217	\$168	\$33,985	\$153	\$239
San Diego	Escondido Police	\$19,774,080	\$87,885	\$125,152	\$148	\$41,763	\$186	\$264
San Diego	Oceanside Police	\$25,713,470	\$106,254	\$157,751	\$160	\$85,050	\$351	\$522
San Diego	San Diego Police	\$232,910,664	\$83,227	\$115,188	\$190	\$1,175,153	\$420	\$581
San Francisco	San Francisco Police	\$255,706,971	\$101,471	\$114,821	\$329	\$610,404	\$242	\$274
San Joaquin	San Joaquin County Sheriff	\$56,475,463	\$82,146	\$170,107	\$100	\$40,042	\$58	\$121
San Joaquin	Stockton Police	\$51,000,000	\$92,896	\$136,364	\$209	\$0	\$0	\$0
San Luis Obispo	San Luis Obispo County Sheriff	\$28,717,856	\$78,250	\$194,040	\$116	\$62,901	\$171	\$425
San Mateo	San Mateo County Sheriff	\$80,000,000	\$134,794	\$260,163	\$113	\$250,000	\$421	\$813
San Mateo	Daly City Police	\$13,487,602	\$89,917	\$120,425	\$130	\$44,237	\$295	\$395
San Mateo	San Mateo Police	\$12,454,822	\$78,827	\$115,322	\$135	\$24,000	\$152	\$222
Santa Barbara	Santa Barbara County Sheriff	\$54,598,264	\$85,310	\$119,733	\$137	\$229,420	\$358	\$503
Santa Barbara	Santa Barbara Police	\$18,512,661	\$80,141	\$126,799	\$201	\$178,913	\$775	\$1,225
Santa Clara	Santa Clara County Sheriff	\$63,925,000	\$101,147	\$145,284	\$38	\$120,255	\$190	\$273
Santa Clara	San Jose Police	\$182,962,392	\$100,973	\$129,945	\$204	\$97,427	\$54	\$69
Santa Clara	Santa Clara Police	\$25,000,000	\$125,628	\$167,785	\$244	\$57,000	\$286	\$383
Santa Clara	Sunnyvale Police	\$17,915,485	\$61,041	\$84,507	\$136	\$39,981	\$136	\$189
Santa Cruz	Santa Cruz County Sheriff	\$28,642,599	\$86,534	\$177,904	\$112	\$19,999	\$60	\$124
Shasta	Shasta County Sheriff	\$23,006,485	\$84,119	\$140,283	\$141	\$10,862	\$40	\$66
Solano	Fairfield Police	\$13,247,000	\$83,053	\$131,158	\$138	\$11,012	\$69	\$109
Solano	Vallejo Police	\$22,952,600	\$108,780	\$158,294	\$197	\$160,000	\$758	\$1,103
Sonoma	Sonoma County Sheriff-Coroner	\$69,106,218	\$105,991	\$300,462	\$151	\$233,187	\$358	\$1,014
Sonoma	Santa Rosa Police	\$29,000,000	\$109,023	\$174,699	\$196	\$30,000	\$113	\$181
Stanislaus	Stanislaus County Sheriff	\$50,669,100	\$87,891	\$231,895	\$113	\$344,504	\$598	\$1,577
Stanislaus	Modesto Police	\$34,149,700	\$102,861	\$142,290	\$181	\$26,703	\$80	\$111
Tulare	Tulare County Sheriff	\$53,128,537	\$76,831	\$114,132	\$144	\$78,320	\$113	\$168
Tulare	Visalia Police	\$13,500,000	\$82,822	\$119,469	\$147	\$75,000	\$460	\$664
Ventura	Ventura County Sheriff	\$135,939,100	\$99,516	\$170,778	\$180	\$76,649	\$56	\$96
Ventura	Oxnard Police	\$28,174,729	\$91,774	\$147,512	\$165	\$75,347	\$245	\$394
Ventura	Simi Valley Police	\$15,731,750	\$86,438	\$135,619	\$141	\$33,414	\$184	\$288
Ventura	Ventura Police	\$17,096,962	\$85,699	\$134,622	\$169	\$45,362	\$227	\$357
COLORADO								
Adams	Adams County Sheriff	\$27,362,600	\$66,983	\$96,688	\$75	\$2,777	\$7	\$10
Adams	Thornton Police	\$9,849,182	\$65,226	\$87,939	\$120	\$13,219	\$88	\$118
Adams	Westminster Police	\$13,288,277	\$60,955	\$88,589	\$132	\$35,000	\$161	\$233
Arapahoe	Arapahoe County Sheriff	\$44,482,286	\$78,939	\$115,839	\$91	\$0	\$0	\$0
Arapahoe	Aurora Police	\$52,000,000	\$69,799	\$102,564	\$188	\$94,587	\$127	\$187
Boulder	Boulder County Sheriff	\$17,250,287	\$46,940	\$100,292	\$59	\$35,000	\$95	\$203
Boulder	Boulder Police	\$20,200,395	\$78,908	\$122,427	\$213	\$46,769	\$183	\$283
Denver	Denver Police	\$123,318,114	\$68,434	\$82,819	\$222	\$342,881	\$190	\$230
Douglas	Douglas County Sheriff	\$29,000,000	\$88,550	\$140,777	\$165	\$20,000	\$61	\$97
El Paso	El Paso County Sheriff	\$32,088,728	\$64,306	\$86,961	\$62	\$524,525	\$1,051	\$1,421
El Paso	Colorado Springs Police	\$56,182,134	\$64,355	\$95,874	\$156	\$546,870	\$626	\$933

Table 5a - continued

County	Name of agency	Annual operating expenditure				Asset forfeiture receipts		
		Total	Per employee	Per officer	Per resident	Total	Per employee	Per officer
COLORADO (cont)								
Jefferson	Jefferson County Sheriff	\$42,893,643	\$73,891	\$108,044	\$81	\$0	\$0	\$0
Jefferson	Arvada Police	\$16,765,529	\$82,793	\$127,012	\$164	\$0	\$0	\$0
Jefferson	Lakewood Police	\$23,208,886	\$65,655	\$102,694	\$161	\$56,983	\$161	\$252
Larimer	Larimer County Sheriff	\$17,728,667	\$56,641	\$152,833	\$70	\$10,927	\$35	\$94
Larimer	Fort Collins Police	\$18,697,421	\$83,657	\$129,843	\$158	\$33,686	\$151	\$234
Pueblo	Pueblo Police	\$12,955,214	\$51,821	\$67,475	\$127	\$92,312	\$369	\$481
Weld	Weld County Sheriff	\$13,200,000	\$62,857	\$130,693	\$73	\$0	\$0	\$0
Weld	Greeley Police	\$12,877,514	\$64,711	\$112,961	\$167	\$79,173	\$398	\$695
CONNECTICUT								
Fairfield	Bridgeport Police	\$32,947,897	\$61,015	\$78,447	\$236	\$102,727	\$190	\$245
Fairfield	Danbury Police	\$10,370,000	\$65,426	\$68,000	\$139	\$62,902	\$397	\$412
Fairfield	Fairfield Police	\$9,409,000	\$66,028	\$90,471	\$164	\$0	\$0	\$0
Fairfield	Greenwich Police	\$11,788,518	\$64,772	\$75,086	\$193	\$4,773	\$26	\$30
Fairfield	Norwalk Police	\$12,915,000	\$63,936	\$73,800	\$156	\$14,073	\$70	\$80
Fairfield	Stamford Police	\$27,135,697	\$68,960	\$86,009	\$232	\$176,826	\$449	\$560
Fairfield	Stratford Police	\$7,181,689	\$60,862	\$70,409	\$144	\$14,779	\$125	\$145
Hartford	Bristol Police	\$8,889,000	\$71,112	\$77,974	\$148	\$45,931	\$367	\$403
Hartford	East Hartford Police	\$8,949,832	\$53,432	\$67,802	\$181	\$51,175	\$306	\$388
Hartford	Hartford Police	\$33,656,430	\$57,829	\$79,566	\$277	\$206,799	\$355	\$489
Hartford	Manchester Police	\$11,000,000	\$75,342	\$95,652	\$201	\$50,000	\$342	\$435
Hartford	New Britain Police	\$9,400,000	\$54,651	\$59,494	\$131	\$104,600	\$608	\$662
Hartford	West Hartford Police	\$11,500,000	\$70,552	\$89,844	\$181	\$45,931	\$282	\$359
Middlesex	Middletown Police	\$7,675,481	\$60,917	\$76,755	\$178	\$20,000	\$159	\$200
New Haven	Hamden Police	\$6,100,000	\$43,110	\$59,223	\$107	\$7,216	\$51	\$70
New Haven	Meriden Police	\$7,532,253	\$49,070	\$58,846	\$129	\$18,652	\$122	\$146
New Haven	Milford Police	\$7,392,913	\$59,381	\$69,744	\$141	\$16,209	\$130	\$153
New Haven	New Haven Police	\$29,000,000	\$47,974	\$63,736	\$235	\$200,000	\$331	\$440
New Haven	Waterbury Police	\$25,000,000	\$68,306	\$77,882	\$233	\$15,000	\$41	\$47
New Haven	West Haven Police	\$11,736,782	\$77,985	\$101,179	\$224	\$143,608	\$954	\$1,238
DELAWARE								
New Castle	New Castle County Police	\$42,000,000	\$116,343	\$127,660	\$84	\$400,000	\$1,216	\$1,216
New Castle	Wilmington Police	\$27,000,000	\$80,357	\$96,774	\$372	\$98,240	\$292	\$352
DISTRICT OF COLUMBIA								
Washington, DC	Washington Metropolitan Police	\$316,666,268	\$70,874	\$87,671	\$554	\$1,044,406	\$234	\$289
FLORIDA								
Alachua	Alachua County Sheriff	\$39,402,071	\$56,653	\$166,958	\$181	\$305,000	\$439	\$1,292
Alachua	Gainesville Police	\$20,823,158	\$53,188	\$81,659	\$218	\$480,000	\$1,226	\$1,882
Bay	Bay County Sheriff	\$10,001,759	\$36,839	\$55,106	\$67	\$264,095	\$973	\$1,455
Brevard	Brevard County Sheriff	\$50,000,000	\$61,050	\$129,199	\$105	\$115,069	\$140	\$297
Brevard	Melbourne Police	\$14,563,361	\$67,737	\$92,760	\$204	\$100,000	\$465	\$637
Brevard	Palm Bay Police	\$10,485,700	\$49,113	\$84,904	\$132	\$25,583	\$120	\$207
Broward	Broward County Sheriff	\$305,100,710	\$73,625	\$232,812	\$188	\$255,056	\$62	\$195
Broward	Coral Springs Police	\$20,000,000	\$63,796	\$114,943	\$170	\$130,000	\$415	\$747
Broward	Davie Police	\$14,000,000	\$74,468	\$98,592	\$185	\$1,500,000	\$7,979	\$10,563
Broward	Fort Lauderdale Police	\$58,049,356	\$75,096	\$117,035	\$381	\$778,090	\$1,007	\$1,569
Broward	Hollywood Police	\$39,086,594	\$69,735	\$112,967	\$280	\$163,932	\$292	\$474
Broward	Margate Police	\$8,910,424	\$47,522	\$81,747	\$165	\$400,000	\$2,133	\$3,670
Broward	Miramar Police	\$12,594,353	\$73,223	\$96,880	\$173	\$500,000	\$2,907	\$3,846
Broward	Pembroke Pines Police	\$20,000,000	\$77,071	\$99,502	\$146	\$916,819	\$3,533	\$4,561
Broward	Plantation Police	\$19,345,400	\$65,801	\$103,451	\$233	\$2,900,000	\$9,864	\$15,508
Broward	Sunrise Police	\$16,200,000	\$60,223	\$101,887	\$189	\$250,000	\$929	\$1,572
Charlotte	Charlotte County Sheriff	\$25,307,911	\$60,257	\$111,489	\$179	\$124,371	\$296	\$548
Citrus	Citrus County Sheriff	\$15,062,421	\$56,308	\$92,978	\$128	\$15,966	\$60	\$99
Clay	Clay County Sheriff	\$22,493,249	\$50,603	\$97,797	\$160	\$25,968	\$58	\$113
Collier	Collier County Sheriff	\$59,998,300	\$64,619	\$119,044	\$239	\$149,300	\$161	\$296
Duval	Jacksonville Sheriff	\$185,377,073	\$65,888	\$118,717	\$252	\$4,887,650	\$1,737	\$3,130
Escambia	Escambia County Sheriff	\$56,355,395	\$52,891	\$147,527	\$191	\$9	\$0	\$0
Escambia	Pensacola Police	\$11,965,500	\$53,180	\$76,213	\$213	\$206,475	\$918	\$1,315
Hernando	Hernando County Sheriff	\$15,954,187	\$54,266	\$87,660	\$122	\$40,001	\$136	\$220
Highlands	Highlands County Sheriff	\$12,997,809	\$53,052	\$102,749	\$149	\$2,492,720	\$10,174	\$19,705
Hillsborough	Hillsborough County Sheriff	\$193,999,410	\$66,415	\$188,349	\$194	\$726,525	\$249	\$705
Hillsborough	Tampa Police	\$89,570,060	\$72,851	\$95,389	\$295	\$2,211,104	\$1,798	\$2,355
Indian River	Indian River County Sheriff	\$24,245,916	\$58,213	\$117,130	\$215	\$58,627	\$141	\$283
Lake	Lake County Sheriff	\$27,906,509	\$52,853	\$134,814	\$133	\$635,818	\$1,204	\$3,072
Lee	Lee County Sheriff	\$58,503,352	\$61,292	\$140,633	\$133	\$101,333	\$106	\$244
Lee	Cape Coral Police	\$14,400,657	\$66,980	\$97,964	\$141	\$81,978	\$381	\$558
Lee	Fort Myers Police	\$12,263,404	\$48,472	\$79,632	\$254	\$85,000	\$336	\$552

Table 5a - continued

County	Name of agency	Annual operating expenditure				Asset forfeiture receipts		
		Total	Per employee	Per officer	Per resident	Total	Per employee	Per officer
FLORIDA (cont)								
Leon	Leon County Sheriff	\$36,000,000	\$54,587	\$125,874	\$150	\$60,580	\$92	\$212
Leon	Tallahassee Police	\$29,553,533	\$57,835	\$92,067	\$196	\$120,000	\$235	\$374
Manatee	Manatee County Sheriff	\$54,505,802	\$54,020	\$148,720	\$206	\$70,275	\$70	\$192
Marion	Marion County Sheriff	\$45,576,792	\$65,910	\$163,651	\$176	\$16,139	\$23	\$58
Marion	Ocala Police	\$14,000,000	\$57,732	\$88,608	\$305	\$15,000	\$62	\$95
Martin	Martin County Sheriff	\$29,327,324	\$56,836	\$144,470	\$231	\$685,137	\$1,328	\$3,375
Miami-Dade	Miami-Dade Police	\$351,683,000	\$77,583	\$116,916	\$156	\$14,132,268	\$3,118	\$4,698
Miami-Dade	Coral Gables Police	\$19,103,944	\$78,779	\$116,487	\$452	\$6,216,771	\$25,636	\$37,907
Miami-Dade	Hialeah Police	\$29,975,913	\$67,437	\$90,018	\$132	\$24,969	\$56	\$75
Miami-Dade	Miami Police	\$86,595,193	\$57,272	\$78,014	\$239	\$6,906,779	\$4,568	\$6,222
Miami-Dade	Miami Beach Police	\$41,873,786	\$76,974	\$111,366	\$476	\$2,591,640	\$4,764	\$6,893
Miami-Dade	North Miami Police	\$9,741,338	\$59,763	\$81,178	\$163	\$544,259	\$3,339	\$4,535
Miami-Dade	North Miami Beach Police	\$10,022,464	\$58,440	\$91,949	\$246	\$3,675,847	\$21,434	\$33,723
Monroe	Monroe County Sheriff	\$31,672,725	\$61,560	\$164,107	\$398	\$25,749,162	\$50,047	\$133,415
Okaloosa	Okaloosa County Sheriff	\$14,500,000	\$49,828	\$65,169	\$85	\$110,069	\$378	\$495
Orange	Orange County Sheriff	\$103,510,214	\$53,535	\$84,844	\$115	\$5,000,000	\$2,586	\$4,098
Orange	Orlando Police	\$63,964,666	\$69,602	\$98,863	\$344	\$78,054	\$85	\$121
Osceola	Osceola County Sheriff	\$25,388,674	\$58,432	\$95,446	\$147	\$370,000	\$852	\$1,391
Palm Beach	Palm Beach County Sheriff	\$224,000,000	\$79,208	\$208,566	\$198	\$1,847,673	\$653	\$1,720
Palm Beach	Boca Raton Police	\$17,700,000	\$78,667	\$118,792	\$237	\$1,300,000	\$5,778	\$8,725
Palm Beach	Boynton Beach Police	\$11,500,000	\$64,607	\$85,185	\$190	\$78,000	\$438	\$578
Palm Beach	Delray Beach Police	\$15,700,000	\$70,404	\$109,028	\$262	\$75,000	\$336	\$521
Palm Beach	Riviera Beach Police	\$8,100,000	\$57,651	\$79,412	\$271	\$30,000	\$214	\$294
Palm Beach	West Palm Beach Police	\$30,500,000	\$81,769	\$119,141	\$371	\$227,600	\$610	\$889
Pasco	Pasco County Sheriff	\$44,000,000	\$50,228	\$117,647	\$128	\$173,149	\$198	\$463
Pinellas	Pinellas County Sheriff	\$148,668,480	\$60,068	\$172,870	\$161	\$264,842	\$107	\$308
Pinellas	Clearwater Police	\$25,971,230	\$62,732	\$103,060	\$239	\$165,000	\$399	\$655
Pinellas	Largo Police	\$12,230,300	\$62,399	\$99,433	\$176	\$14,075	\$72	\$114
Pinellas	St. Petersburg Police	\$55,104,000	\$75,849	\$110,208	\$222	\$229,706	\$316	\$459
Polk	Polk County Sheriff	\$75,147,100	\$53,927	\$138,138	\$155	\$111,378	\$80	\$205
Polk	Lakeland Police	\$19,400,000	\$53,005	\$81,342	\$247	\$98,240	\$268	\$412
Putnam	Putnam County Sheriff	\$9,700,000	\$48,259	\$64,238	\$138	\$80,579	\$401	\$534
St. Johns	St. Johns County Sheriff	\$24,238,315	\$54,468	\$88,461	\$197	\$26,639	\$60	\$97
St. Lucie	St. Lucie County Sheriff	\$31,755,812	\$67,854	\$146,340	\$165	\$175,862	\$376	\$810
St. Lucie	Fort Pierce Police	\$8,128,446	\$55,296	\$74,917	\$217	\$100,000	\$680	\$922
St. Lucie	Port St. Lucie Police	\$13,400,000	\$70,899	\$100,000	\$151	\$132,100	\$699	\$986
Santa Rosa	Santa Rosa County Sheriff	\$14,600,000	\$46,497	\$106,569	\$124	\$25,363	\$81	\$185
Sarasota	Sarasota County Sheriff	\$52,498,193	\$58,526	\$133,583	\$161	\$255,056	\$284	\$649
Sarasota	Sarasota Police	\$17,926,204	\$63,681	\$89,631	\$340	\$14,390	\$51	\$72
Seminole	Seminole County Sheriff	\$44,817,312	\$55,092	\$147,425	\$123	\$265,343	\$326	\$873
Seminole	Altamonte Springs Police	\$9,000,000	\$58,632	\$88,670	\$218	\$0	\$0	\$0
Volusia	Volusia County Sheriff	\$36,070,148	\$54,569	\$91,898	\$81	\$275,000	\$416	\$701
Volusia	Daytona Beach Police	\$18,310,000	\$46,121	\$63,909	\$286	\$286,314	\$721	\$999
GEORGIA								
Bartow	Bartow County Sheriff	\$8,000,000	\$41,451	\$62,016	\$105	\$44,168	\$229	\$342
Bibb	Bibb County Sheriff	\$14,000,000	\$42,945	\$61,947	\$91	\$35,000	\$107	\$155
Bibb	Macon Police	\$16,771,023	\$44,604	\$68,640	\$172	\$354,251	\$942	\$1,239
Chatham	Chatham County Police	\$15,000,000	\$66,079	\$118,110	\$65	\$10,000	\$44	\$79
Chatham	Savannah Police	\$27,749,090	\$55,721	\$72,076	\$211	\$6,000	\$12	\$16
Cherokee	Cherokee County Sheriff	\$10,565,399	\$46,646	\$56,803	\$74	\$4,849	\$21	\$26
Clarke	Athens-Clarke County Police	\$12,656,800	\$50,027	\$63,284	\$125	\$50,000	\$198	\$250
Clayton	Clayton County Police	---	---	---	---	---	---	---
Cobb	Cobb County Police	\$34,449,488	\$55,075	\$67,948	\$57	\$331,000	\$529	\$653
Cobb	Marietta Police	\$10,356,363	\$62,388	\$75,046	\$176	\$246,461	\$1,485	\$1,786
Columbia	Columbia County Sheriff	\$10,535,000	\$45,021	\$79,811	\$118	\$37,548	\$160	\$284
De Kalb	De Kalb County Police	\$68,000,000	\$69,744	\$92,643	\$102	\$769,900	\$790	\$1,049
Dougherty	Albany Police	\$10,589,650	\$38,508	\$50,427	\$138	\$376,283	\$1,368	\$1,792
Douglas	Douglas County Sheriff	\$12,000,000	\$42,553	\$59,406	\$130	\$201,000	\$713	\$995
Forsyth	Forsyth County Sheriff	\$7,729,867	\$39,640	\$57,686	\$79	\$58,787	\$301	\$439
Fulton	Fulton County Police	\$26,262,000	\$78,629	\$97,993	\$32	\$42,434	\$127	\$158
Fulton	Atlanta Police	\$119,407,023	\$58,276	\$81,009	\$287	\$858,594	\$419	\$582
Fulton	East Point Police	\$9,531,863	\$57,769	\$81,469	\$241	\$152,483	\$924	\$1,303
Fulton	Roswell Police	\$9,590,693	\$51,287	\$76,117	\$121	\$50,000	\$267	\$397
Glynn	Glynn County Police	\$4,750,000	\$35,714	\$43,981	\$70	\$103,809	\$781	\$961
Gwinnett	Gwinnett County Police	\$44,213,549	\$66,188	\$93,872	\$75	\$272,585	\$408	\$579
Hall	Hall County Sheriff	\$14,377,286	\$50,182	\$73,354	\$103	\$300,000	\$1,047	\$1,531
Muscogee	Muscogee County Sheriff	\$10,600,000	\$37,456	\$76,812	\$57	\$10,000	\$35	\$72
Muscogee	Columbus Police	\$19,613,873	\$42,000	\$53,010	\$105	\$20,000	\$43	\$54
Richmond	Augusta-Richmond Co Sheriff	\$35,000,000	\$46,854	\$65,421	\$175	\$350,000	\$469	\$654

Table 5a - continued

County	Name of agency	Annual operating expenditure				Asset forfeiture receipts		
		Total	Per employee	Per officer	Per resident	Total	Per employee	Per officer
HAWAII								
Hawaii	Hawaii County Police	\$31,000,000	\$59,387	\$79,082	\$209	\$193,639	\$371	\$494
Honolulu	Honolulu Police	\$140,782,160	\$60,035	\$78,561	\$161	\$1,746,175	\$745	\$974
Kauai	Kauai County Police	\$9,482,128	\$58,352	\$74,079	\$162	\$37,007	\$228	\$289
Maui	Maui County Police	\$24,128,616	\$61,318	\$82,350	\$188	\$86,475	\$220	\$295
IDAHO								
Ada	Boise Police	\$23,865,373	\$55,956	\$218,948	\$79	\$38,500	\$90	\$353
Canyon	Canyon County Sheriff	\$25,000,000	\$85,324	\$102,881	\$135	\$200,000	\$683	\$823
ILLINOIS								
Champaign	Champaign Police	\$9,770,287	\$66,239	\$84,227	\$145	\$35,854	\$243	\$309
Cook	Cook County Sheriff	---	---	---	---	---	---	---
Cook	Arlington Heights Police	\$13,422,800	\$93,214	\$123,145	\$177	\$725	\$5	\$7
Cook	Chicago Police	\$910,000,000	\$55,265	\$67,578	\$314	\$6,447,630	\$392	\$479
Cook	Cicero Police	\$10,000,000	\$66,445	\$73,801	\$117	\$45,931	\$305	\$339
Cook	Evanston Police	\$14,500,000	\$74,359	\$97,973	\$195	\$67,000	\$344	\$453
Cook	Oak Lawn Police	\$7,140,918	\$44,631	\$68,663	\$129	\$200,000	\$1,250	\$1,923
Cook	Oak Park Police	\$10,513,175	\$72,008	\$100,125	\$200	\$50,000	\$342	\$476
Cook	Schaumburg Police	\$17,966,913	\$77,779	\$128,335	\$238	\$19,696	\$85	\$141
Cook	Skokie Police	\$9,026,000	\$60,173	\$88,490	\$142	\$45,931	\$306	\$450
Du Page	Du Page County Sheriff	\$34,000,000	\$60,177	\$78,161	\$38	\$50,000	\$88	\$115
Du Page	Naperville Police	\$22,872,103	\$83,323	\$130,698	\$178	\$33,953	\$124	\$194
Kane	Aurora Police	\$33,777,500	\$92,795	\$127,945	\$236	\$576,000	\$1,582	\$2,182
Kane	Elgin Police	\$17,000,000	\$66,929	\$103,030	\$180	\$30,000	\$118	\$182
Lake	Lake County Sheriff	\$25,366,732	\$58,856	\$129,753	\$39	\$57,899	\$134	\$296
Lake	Waukegan Police	\$15,913,869	\$82,885	\$101,362	\$181	\$58,000	\$302	\$369
Macon	Decatur Police	\$14,300,000	\$71,144	\$87,195	\$175	\$30,000	\$149	\$183
Peoria	Peoria Police	\$17,800,000	\$62,021	\$77,391	\$158	\$229,600	\$800	\$998
Sangamon	Springfield Police	\$18,000,000	\$56,604	\$70,313	\$162	\$1,200,000	\$3,774	\$4,688
Will	Will County Sheriff	\$25,000,000	\$56,561	\$90,909	\$50	\$65,593	\$148	\$239
Will	Joliet Police	\$20,627,682	\$63,666	\$83,852	\$194	\$53,745	\$166	\$218
Winnebago	Winnebago County Sheriff	\$16,981,840	\$63,365	\$136,400	\$61	\$65,593	\$245	\$527
Winnebago	Rockford Police	\$21,900,000	\$67,178	\$75,258	\$146	\$353,007	\$1,083	\$1,213
INDIANA								
Allen	Allen County Sheriff	\$16,276,616	\$52,085	\$135,638	\$49	\$0	\$0	\$0
Allen	Fort Wayne Police	\$25,601,402	\$55,414	\$67,729	\$124	\$0	\$0	\$0
Delaware	Muncie Police	\$3,500,000	\$27,344	\$29,167	\$52	\$0	\$0	\$0
Elkhart	Elkhart Police	\$7,445,550	\$55,152	\$71,592	\$144	\$20,000	\$148	\$192
Howard	Kokomo Police	\$6,737,941	\$44,770	\$65,417	\$146	\$13,138	\$87	\$128
Lake	Lake County Sheriff	\$20,718,132	\$42,153	\$113,836	\$43	\$31,538	\$64	\$173
Lake	East Chicago Police	\$8,034,767	\$49,293	\$62,285	\$248	\$35,000	\$215	\$271
Lake	Gary Police	\$24,903,088	\$70,150	\$94,330	\$242	\$150,000	\$423	\$568
Lake	Hammond Police	\$10,000,000	\$31,250	\$47,847	\$120	\$5,000	\$16	\$24
Madison	Anderson Police	\$8,800,000	\$50,720	\$66,667	\$147	\$46,500	\$268	\$352
Marion	Marion County Sheriff	\$58,084,550	\$52,352	\$100,929	\$73	\$62,585	\$56	\$109
Marion	Indianapolis Police	\$88,435,463	\$66,946	\$84,627	\$112	\$855,508	\$648	\$819
St. Joseph	St. Joseph County Sheriff	\$8,925,750	\$42,302	\$75,006	\$34	\$0	\$0	\$0
St. Joseph	South Bend Police	\$19,000,000	\$52,778	\$73,930	\$176	\$120,000	\$333	\$467
Vanderburgh	Vanderburgh County Sheriff	\$10,846,408	\$63,615	\$107,390	\$63	\$16,912	\$99	\$167
Vanderburgh	Evansville Police	\$19,535,916	\$61,337	\$69,771	\$161	\$69,773	\$219	\$249
Vigo	Terre Haute Police	\$4,926,800	\$36,094	\$41,402	\$83	\$10,000	\$73	\$84
IOWA								
Black Hawk	Waterloo Police	\$2,900,000	\$21,642	\$23,016	\$42	\$200,000	\$1,493	\$1,587
Linn	Cedar Rapids Police	\$15,000,000	\$62,241	\$76,142	\$124	\$89,000	\$369	\$452
Polk	Polk County Sheriff	\$22,035,496	\$65,001	\$122,419	\$59	\$88,348	\$261	\$491
Polk	Des Moines Police	\$33,000,000	\$67,210	\$92,437	\$166	\$300,000	\$611	\$840
Pottawattamie	Council Bluffs Police	\$8,609,171	\$55,187	\$74,217	\$148	\$26,836	\$172	\$231
Scott	Davenport Police	\$14,203,910	\$71,020	\$88,223	\$144	\$135,395	\$677	\$841
Woodbury	Sioux City Police	\$11,407,638	\$74,076	\$91,997	\$134	\$11,985	\$78	\$97
KANSAS								
Douglas	Lawrence Police	\$7,841,824	\$53,711	\$67,602	\$98	\$30,000	\$205	\$259
Johnson	Johnson County Sheriff	\$41,262,649	\$86,233	\$104,728	\$91	\$65,489	\$137	\$166
Johnson	Olathe Police	\$13,006,186	\$75,398	\$95,634	\$140	\$0	\$0	\$0
Johnson	Overland Park Police	\$21,000,000	\$77,348	\$105,000	\$141	\$94,710	\$349	\$474
Sedgwick	Sedgwick County Sheriff	\$31,257,469	\$41,621	\$187,170	\$69	\$42,958	\$57	\$257
Sedgwick	Wichita Police	\$48,000,000	\$43,756	\$78,818	\$139	\$190,000	\$173	\$312
Shawnee	Topeka Police	\$20,243,255	\$59,891	\$71,531	\$165	\$147,656	\$437	\$522
Wyandotte	Kansas City Police	\$32,071,917	\$75,463	\$90,599	\$218	\$300,000	\$706	\$847

Table 5a - continued

County	Name of agency	Annual operating expenditure				Asset forfeiture receipts		
		Total	Per employee	Per officer	Per resident	Total	Per employee	Per officer
KENTUCKY								
Fayette	Lexington-Fayette County Police	\$26,000,000	\$35,862	\$52,738	\$100	\$497,170	\$686	\$1,008
Jefferson	Jefferson County Police	\$46,746,800	\$73,850	\$103,194	\$67	\$1,100,000	\$1,738	\$2,428
Jefferson	Louisville Police	\$64,721,454	\$64,144	\$93,935	\$253	\$400,000	\$396	\$581
Kenton	Covington Police	\$8,487,334	\$69,003	\$74,450	\$196	\$45,000	\$366	\$395
LOUISIANA								
Ascension	Ascension Parish Sheriff	\$11,005,497	\$41,219	\$41,687	\$144	\$14,821	\$56	\$56
Bossier	Bossier Parish Sheriff	\$6,000,000	\$34,985	\$34,985	\$61	\$0	\$0	\$0
Bossier	Bossier Police	\$8,651,267	\$44,825	\$61,795	\$153	\$451,256	\$2,338	\$3,223
Caddo	Caddo Parish Sheriff	\$34,648,013	\$53,469	\$85,130	\$137	\$140,000	\$216	\$344
Caddo	Shreveport Police	\$34,896,442	\$49,639	\$70,214	\$174	\$169,000	\$240	\$340
Calcasieu	Calcasieu Parish Sheriff	\$35,017,845	\$46,381	\$46,381	\$191	\$51,155	\$68	\$68
Calcasieu	Lake Charles Police	\$9,300,000	\$54,386	\$62,838	\$130	\$94,692	\$554	\$640
E. Baton Rouge	E. Baton Rouge Parish Sheriff	\$32,000,000	\$44,944	\$44,944	\$140	\$266,000	\$374	\$374
E. Baton Rouge	Baton Rouge Police	\$48,510,590	\$56,539	\$80,986	\$213	\$637,141	\$743	\$1,064
Jefferson	Jefferson Parish Sheriff	\$79,519,950	\$54,597	\$116,003	\$175	\$646,000	\$444	\$942
Jefferson	Kenner Police	\$18,328,731	\$90,289	\$129,991	\$260	\$124,222	\$612	\$881
Lafayette	Lafayette Parish Sheriff	\$20,000,000	\$40,000	\$41,237	\$181	\$50,000	\$100	\$103
Lafayette	Lafayette Police	\$14,750,036	\$50,170	\$64,693	\$134	\$150,000	\$510	\$658
Lafourche	Lafourche Parish Sheriff	\$12,000,000	\$44,527	\$71,856	\$133	\$27,425	\$102	\$164
Livingston	Livingston Parish Sheriff	\$7,391,000	\$47,531	\$47,531	\$80	\$35,000	\$225	\$225
Morehouse	Morehouse Parish Sheriff	\$6,700,000	\$39,763	\$39,763	\$216	\$0	\$0	\$0
Orleans	Orleans Parish Sheriff	\$68,000,000	\$67,628	\$99,270	\$140	\$0	\$0	\$0
Orleans	New Orleans Police	\$102,000,000	\$49,756	\$61,298	\$210	\$225,160	\$110	\$135
Ouachita	Ouachita Parish Sheriff	\$11,779,306	\$41,115	\$65,806	\$80	\$0	\$0	\$0
Ouachita	Monroe Police	\$9,354,901	\$37,874	\$52,853	\$176	\$12,000	\$49	\$68
Plaquemines	Plaquemines Parish Sheriff	\$12,500,000	\$51,867	\$51,867	\$467	\$50,000	\$207	\$207
Rapides	Rapides Parish Sheriff	\$17,285,725	\$41,108	\$41,353	\$137	\$15,788	\$38	\$38
Rapides	Alexandria Police	\$8,478,634	\$44,391	\$52,662	\$183	\$0	\$0	\$0
St. Charles	St. Charles Parish Sheriff	\$12,500,000	\$44,248	\$65,963	\$260	\$25,363	\$90	\$134
St. John the Baptist	St. John the Baptist Sheriff	\$10,178,000	\$48,699	\$49,288	\$236	\$15,000	\$72	\$73
St. Landry	St. Landry Parish Sheriff	\$3,900,000	\$30,000	\$30,000	\$44	\$10,000	\$77	\$77
St. Martin	St. Martin Parish Sheriff	\$9,203,000	\$40,721	\$61,973	\$189	\$0	\$0	\$0
St. Tammany	St. Tammany Parish Sheriff	\$26,981,394	\$52,290	\$53,855	\$141	\$60,179	\$117	\$120
Terrebonne	Terrebonne Parish Sheriff	\$14,200,000	\$43,692	\$43,692	\$136	\$44,173	\$136	\$136
MAINE								
Cumberland	Portland Police	\$9,095,000	\$42,700	\$59,836	\$142	\$50,000	\$235	\$329
MARYLAND								
Anne Arundel	Anne Arundel County Police	\$57,483,000	\$65,695	\$87,894	\$117	\$4,393,184	\$5,021	\$6,717
Anne Arundel	Annapolis Police	\$9,500,000	\$60,897	\$82,609	\$265	\$151,177	\$969	\$1,315
Baltimore	Baltimore County Police	\$107,154,244	\$49,007	\$61,091	\$142	\$404,005	\$185	\$230
Baltimore(city)	Baltimore Police	\$231,297,485	\$63,387	\$76,235	\$355	\$677,787	\$186	\$223
Charles	Charles County Sheriff	\$28,328,600	\$60,210	\$132,998	\$235	\$91,233	\$194	\$428
Harford	Harford County Sheriff	\$27,896,742	\$71,439	\$137,422	\$128	\$43,000	\$110	\$212
Howard	Howard County Police	\$40,489,253	\$96,633	\$123,443	\$163	\$53,643	\$128	\$164
Montgomery	Montgomery County Police	\$119,000,000	\$85,859	\$116,495	\$136	\$789,800	\$570	\$773
Prince George's	Prince George's County Police	\$129,129,700	\$68,649	\$90,237	\$161	\$932,359	\$496	\$652
MASSACHUSETTS								
Bristol	Fall River Police	\$11,000,000	\$45,267	\$54,726	\$120	\$38,000	\$156	\$189
Bristol	New Bedford Police	\$17,316,061	\$54,453	\$62,288	\$185	\$32,511	\$102	\$117
Bristol	Taunton Police	\$7,467,477	\$63,825	\$66,084	\$133	\$0	\$0	\$0
Essex	Lawrence Police	\$8,914,779	\$43,067	\$61,908	\$124	\$28,678	\$139	\$199
Essex	Lynn Police	\$13,338,656	\$66,527	\$73,289	\$150	\$0	\$0	\$0
Hampden	Chicopee Police	\$4,000,000	\$29,520	\$31,008	\$73	\$185,000	\$1,365	\$1,434
Hampden	Holyoke Police	\$8,609,211	\$52,656	\$61,494	\$216	\$10,000	\$61	\$71
Hampden	Springfield Police	\$36,600,000	\$51,368	\$60,297	\$241	\$65,000	\$91	\$107
Middlesex	Cambridge Police	\$24,884,165	\$84,496	\$94,258	\$246	\$98,240	\$334	\$372
Middlesex	Framingham Police	\$8,374,303	\$59,392	\$70,372	\$125	\$30,000	\$213	\$252
Middlesex	Lowell Police	\$18,402,726	\$50,557	\$73,907	\$175	\$157,000	\$431	\$631
Middlesex	Malden Police	\$6,000,000	\$56,604	\$56,604	\$106	\$0	\$0	\$0
Middlesex	Medford Police	---	---	---	---	---	---	---
Middlesex	Newton Police	\$9,000,000	\$48,128	\$55,901	\$107	\$30,000	\$160	\$186
Middlesex	Somerville Police	\$10,500,000	\$64,815	\$75,000	\$136	\$60,000	\$370	\$429
Middlesex	Waltham Police	\$7,200,000	\$43,636	\$50,000	\$122	\$45,931	\$278	\$319
Norfolk	Brookline Police	\$9,200,000	\$64,111	\$67,647	\$161	\$20,000	\$139	\$147
Norfolk	Quincy Police	\$17,876,939	\$71,365	\$82,004	\$203	\$71,000	\$283	\$326
Plymouth	Brockton Police	\$14,047,669	\$63,278	\$74,326	\$149	\$0	\$0	\$0
Suffolk	Boston Police	\$204,000,000	\$66,973	\$94,270	\$346	\$0	\$0	\$0
Suffolk	Revere Police	---	---	---	---	---	---	---
Worcester	Worcester Police	\$27,367,000	\$52,629	\$59,753	\$159	\$163,932	\$315	\$358

Table 5a - continued

County	Name of agency	Annual operating expenditure				Asset forfeiture receipts		
		Total	Per employee	Per officer	Per resident	Total	Per employee	Per officer
MICHIGAN								
Calhoun	Battle Creek Police	\$12,100,000	\$73,556	\$98,374	\$227	\$18,000	\$109	\$146
Genesee	Genesee County Sheriff	\$18,000,000	\$62,176	\$128,571	\$41	\$15,000	\$52	\$107
Genesee	Flint Police	\$29,335,193	\$64,051	\$87,048	\$235	\$265,789	\$580	\$789
Ingham	Lansing Police	\$18,800,170	\$52,514	\$71,484	\$158	\$95,796	\$268	\$364
Kalamazoo	Kalamazoo County Sheriff	\$14,000,000	\$78,652	\$98,592	\$59	\$0	\$0	\$0
Kalamazoo	Kalamazoo Police	\$22,000,000	\$67,485	\$77,465	\$285	\$250,000	\$767	\$880
Kent	Kent County Sheriff	\$39,000,000	\$76,246	\$233,533	\$68	\$252,000	\$493	\$1,509
Kent	Grand Rapids Police	\$33,343,774	\$73,525	\$92,622	\$169	\$258,613	\$570	\$718
Kent	Wyoming Police	\$12,000,000	\$84,507	\$118,812	\$173	\$69,087	\$487	\$684
Macomb	Macomb County Sheriff	\$37,176,988	\$91,344	\$184,044	\$47	\$65,593	\$161	\$325
Macomb	Sterling Heights Police	\$19,000,000	\$88,372	\$119,497	\$153	\$75,347	\$350	\$474
Macomb	Warren Police	\$26,500,000	\$91,696	\$109,504	\$192	\$243,676	\$843	\$1,007
Oakland	Oakland County Sheriff	\$79,000,000	\$73,728	\$90,080	\$66	\$350,000	\$327	\$399
Oakland	Farmington Hills Police	\$14,500,000	\$84,302	\$122,881	\$177	\$289,074	\$1,681	\$2,450
Oakland	Pontiac Police	\$19,740,444	\$95,827	\$118,206	\$298	\$250,000	\$1,214	\$1,497
Oakland	Royal Oak Police	\$8,842,188	\$65,741	\$88,422	\$147	\$19,562	\$145	\$196
Oakland	Southfield Police	\$17,446,181	\$97,465	\$111,122	\$223	\$2,400,000	\$13,408	\$15,287
Oakland	Troy Police	\$18,356,425	\$92,012	\$133,989	\$227	\$117,000	\$586	\$854
Saginaw	Saginaw Police	\$15,222,997	\$82,959	\$99,497	\$246	\$130,978	\$714	\$856
Washtenaw	Washtenaw County Sheriff	\$20,000,000	\$111,732	\$129,870	\$62	\$0	\$0	\$0
Washtenaw	Ann Arbor Police	\$19,265,367	\$78,634	\$103,023	\$169	\$50,000	\$204	\$267
Wayne	Wayne County Sheriff	\$101,471,003	\$67,467	\$123,594	\$49	\$1,711,728	\$1,138	\$2,085
Wayne	Dearborn Police	\$23,000,000	\$87,287	\$114,428	\$235	\$80,000	\$304	\$398
Wayne	Detroit Police	\$352,453,163	\$73,367	\$84,847	\$371	\$1,750,681	\$364	\$421
Wayne	Livonia Police	\$16,888,000	\$87,052	\$100,524	\$168	\$676,758	\$3,488	\$4,028
Wayne	Taylor Police	\$8,567,400	\$64,905	\$83,179	\$130	\$259,570	\$1,966	\$2,520
Wayne	Westland Police	\$11,606,051	\$86,937	\$110,534	\$134	\$100,000	\$749	\$952
MINNESOTA								
Hennepin	Hennepin County Sheriff	\$57,000,000	\$85,586	\$187,500	\$51	\$255,056	\$383	\$839
Hennepin	Bloomington Police	\$11,066,100	\$78,483	\$104,397	\$130	\$62,900	\$446	\$593
Hennepin	Minneapolis Police	\$91,481,322	\$78,323	\$101,421	\$239	\$96,073	\$82	\$107
Olmsted	Rochester Police	\$9,000,000	\$59,211	\$82,569	\$105	\$10,000	\$66	\$92
Ramsey	Ramsey County Sheriff	\$25,000,000	\$61,728	\$83,333	\$49	\$0	\$0	\$0
Ramsey	St. Paul Police	\$63,607,453	\$79,410	\$110,430	\$222	\$210,517	\$263	\$365
St. Louis	Duluth Police	\$12,250,000	\$68,820	\$82,770	\$141	\$5,500	\$31	\$37
MISSISSIPPI								
Forrest	Hattiesburg Police	\$7,387,525	\$37,691	\$65,960	\$165	\$105,000	\$536	\$938
Harrison	Harrison County Sheriff	\$12,205,433	\$42,751	\$82,469	\$64	\$250,000	\$876	\$1,689
Harrison	Biloxi Police	\$10,377,587	\$56,095	\$78,618	\$205	\$0	\$0	\$0
Harrison	Gulfport Police	\$13,767,866	\$53,055	\$75,648	\$194	\$301,084	\$1,160	\$1,654
Hinds	Jackson Police	\$29,000,000	\$43,348	\$69,212	\$157	\$163,932	\$245	\$391
Lauderdale	Meridian Police	\$6,100,000	\$41,497	\$53,043	\$153	\$25,000	\$170	\$217
Lee	Tupelo Police	\$8,196,106	\$61,625	\$70,052	\$240	\$200,000	\$1,504	\$1,709
Warren	Vicksburg Police	\$6,669,760	\$46,970	\$62,922	\$253	\$58,858	\$414	\$555
Washington	Greenville Police	\$6,983,615	\$43,922	\$69,145	\$168	\$35,000	\$220	\$347
MISSOURI								
Boone	Columbia Police	\$11,041,608	\$70,329	\$89,045	\$131	\$0	\$0	\$0
Buchanan	St. Joseph Police	\$7,081,617	\$46,285	\$63,512	\$96	\$0	\$0	\$0
Greene	Springfield Police	\$22,679,304	\$59,682	\$73,634	\$150	\$93,886	\$247	\$305
Jackson	Independence Police	\$14,900,000	\$52,837	\$74,874	\$132	\$63,435	\$225	\$319
Jackson	Kansas City Police	\$134,445,917	\$72,400	\$107,299	\$304	\$582,040	\$313	\$465
Jefferson	Jefferson County Sheriff	\$9,299,764	\$41,985	\$59,614	\$47	\$123,053	\$556	\$789
St. Charles	St. Charles County Sheriff	\$9,200,000	\$51,111	\$71,875	\$32	\$130,000	\$722	\$1,016
St. Charles	St. Charles Police	---	---	---	---	---	---	---
St. Louis	St. Louis County Police	\$53,599,492	\$57,665	\$77,568	\$53	\$1,822,224	\$1,960	\$2,637
St. Louis(city)	St. Louis Police	\$114,000,000	\$54,860	\$76,561	\$327	\$1,751,500	\$843	\$1,176
MONTANA								
Yellowstone	Billings Police	\$9,551,956	\$64,107	\$78,942	\$106	\$29,434	\$198	\$243
NEBRASKA								
Douglas	Douglas County Sheriff	\$10,255,738	\$53,277	\$84,758	\$22	\$118,000	\$613	\$975
Douglas	Omaha Police	\$63,943,172	\$67,701	\$84,413	\$164	\$410,326	\$434	\$542
Lancaster	Lincoln Police	\$22,532,710	\$56,332	\$76,124	\$100	\$4,677	\$12	\$16
Sarpy	Sarpy County Sheriff	\$9,400,704	\$56,631	\$86,245	\$77	\$8,342	\$50	\$77

Table 5a - continued

County	Name of agency	Annual operating expenditure				Asset forfeiture receipts		
		Total	Per employee	Per officer	Per resident	Total	Per employee	Per officer
NEVADA								
Clark	Las Vegas Metropolitan Police	\$240,714,303	\$69,863	\$111,031	\$175	\$1,763,470	\$512	\$813
Clark	Henderson Police	\$30,233,108	\$100,110	\$130,315	\$172	\$60,000	\$199	\$259
Clark	North Las Vegas Police	\$24,150,200	\$94,893	\$142,060	\$209	\$115,038	\$452	\$677
Washoe	Washoe County Sheriff	\$53,400,000	\$77,112	\$124,476	\$157	\$57,000	\$82	\$133
Washoe	Reno Police	\$44,000,000	\$91,381	\$137,500	\$244	\$90,095	\$187	\$282
NEW HAMPSHIRE								
Hillsborough	Manchester Police	\$14,961,491	\$56,780	\$77,924	\$140	\$37,708	\$143	\$196
Hillsborough	Nashua Police	\$11,184,963	\$51,425	\$70,346	\$129	\$34,985	\$161	\$220
NEW JERSEY								
Atlantic	Atlantic City Police	\$34,966,003	\$72,244	\$85,491	\$863	\$178,418	\$369	\$436
Bergen	Hackensack Police	\$9,000,000	\$59,406	\$81,081	\$211	\$34,200	\$226	\$308
Camden	Camden Police	\$24,000,000	\$50,740	\$58,111	\$300	\$0	\$0	\$0
Camden	Cherry Hill Police	\$9,300,000	\$48,187	\$71,538	\$133	\$23,482	\$122	\$181
Cape May	Cape May County Sheriff	\$6,000,000	\$44,776	\$52,632	\$59	\$10,000	\$75	\$88
Cumberland	Vineland Police	\$8,000,000	\$50,157	\$57,554	\$142	\$2,500	\$16	\$18
Essex	Belleville Police	\$8,000,000	\$62,257	\$74,074	\$223	\$25,000	\$195	\$231
Essex	Bloomfield Police	\$8,752,000	\$62,964	\$73,546	\$184	\$0	\$0	\$0
Essex	East Orange Police	\$20,000,000	\$63,694	\$71,685	\$286	\$98,240	\$313	\$352
Essex	Irvington Police	\$11,000,000	\$56,701	\$65,476	\$181	\$60,000	\$309	\$357
Essex	Montclair Police	\$8,253,312	\$58,534	\$74,354	\$212	\$368	\$3	\$3
Essex	Newark Police	\$114,991,157	\$70,331	\$78,439	\$420	\$361,924	\$221	\$247
Essex	Orange Police	\$6,500,000	\$46,931	\$56,034	\$198	\$68,000	\$491	\$586
Essex	West Orange Police	\$8,700,000	\$53,374	\$84,466	\$194	\$20,000	\$123	\$194
Hudson	Hudson County Sheriff	\$10,400,000	\$37,143	\$50,980	\$17	\$75,000	\$268	\$368
Hudson	Bayonne Police	\$11,432,390	\$36,642	\$49,706	\$185	\$58,000	\$186	\$252
Hudson	Hoboken Police	\$11,000,000	\$61,281	\$64,140	\$285	\$3,499	\$19	\$20
Hudson	Jersey City Police	\$75,617,426	\$68,963	\$86,420	\$315	\$191,731	\$175	\$219
Hudson	Kearny Police	\$9,336,729	\$63,300	\$79,125	\$230	\$3,347	\$23	\$28
Hudson	North Bergen Police	\$7,400,000	\$60,656	\$70,476	\$127	\$1,000	\$8	\$10
Hudson	Union City Police	\$11,000,000	\$49,107	\$56,122	\$164	\$0	\$0	\$0
Hudson	West New York Police	\$8,800,000	\$69,020	\$74,576	\$192	\$60,000	\$471	\$508
Mercer	Hamilton Police	\$14,887,497	\$72,269	\$83,638	\$171	\$18,000	\$87	\$101
Mercer	Trenton Police	\$28,407,339	\$60,441	\$75,753	\$333	\$188,873	\$402	\$504
Middlesex	Edison Police	---	---	---	---	---	---	---
Middlesex	New Brunswick Police	\$12,000,000	\$66,298	\$85,106	\$247	\$32,242	\$178	\$229
Middlesex	Perth Amboy Police	\$9,000,000	\$60,811	\$72,000	\$190	\$7,000	\$47	\$56
Middlesex	Woodbridge Police	\$17,576,285	\$69,886	\$91,069	\$181	\$63,000	\$250	\$326
Morris	Parsippany Police	\$10,535,000	\$79,509	\$103,284	\$208	\$45,931	\$347	\$450
Ocean	Brick Township Police	\$9,899,127	\$57,055	\$87,603	\$130	\$28,000	\$161	\$248
Ocean	Dover Township Police	\$13,000,000	\$71,038	\$94,891	\$145	\$35,000	\$191	\$255
Passaic	Passaic County Sheriff	\$40,000,000	\$66,667	\$88,889	\$82	\$1,100,000	\$1,833	\$2,444
Passaic	Clifton Police	\$12,443,464	\$59,681	\$80,022	\$158	\$57,944	\$278	\$373
Passaic	Passaic Police	\$10,800,000	\$52,812	\$62,791	\$159	\$60,000	\$293	\$349
Passaic	Paterson Police	---	---	---	---	---	---	---
Passaic	Wayne Police	\$9,632,800	\$69,301	\$87,571	\$178	\$4,000	\$29	\$36
Union	Elizabeth Police	\$23,370,000	\$52,165	\$65,097	\$194	\$50,000	\$112	\$139
Union	Linden Police	\$58,798,168	\$365,206	\$455,800	\$1,493	\$16,000	\$99	\$124
Union	Plainfield Police	\$10,072,665	\$53,014	\$62,177	\$211	\$55,393	\$292	\$342
Union	Union Police	\$11,975,077	\$67,656	\$92,830	\$220	\$5,000	\$28	\$39
NEW MEXICO								
Bernalillo	Bernalillo County Sheriff	\$18,282,505	\$46,226	\$69,252	\$33	\$261,249	\$661	\$990
Bernalillo	Albuquerque Police	\$76,068,000	\$60,903	\$88,554	\$170	\$250,000	\$200	\$291
Dona Ana	Las Cruces Police	\$11,500,000	\$57,500	\$81,560	\$155	\$150,000	\$750	\$1,064
Santa Fe	Santa Fe Police	\$6,095,710	\$29,448	\$45,832	\$98	\$29,421	\$142	\$221
NEW YORK								
Albany	Albany County Sheriff	\$32,000,000	\$55,652	\$320,000	\$109	\$25,000	\$43	\$250
Albany	Albany Police	\$25,403,473	\$55,893	\$79,386	\$266	\$30,000	\$66	\$94
Albany	Colonie Police	\$9,537,861	\$59,799	\$89,980	\$120	\$25,571	\$160	\$241
Broome	Binghamton Police	\$7,600,000	\$50,000	\$52,778	\$160	\$3,425	\$23	\$24
Dutchess	Dutchess County Sheriff	\$24,000,000	\$57,485	\$162,712	\$86	\$15,000	\$36	\$102
Erie	Erie County Sheriff	\$52,200,461	\$73,315	\$85,997	\$55	\$62,504	\$88	\$103
Erie	Amherst Police	\$12,929,207	\$71,432	\$85,624	\$111	\$4,391	\$24	\$29
Erie	Buffalo Police	\$64,510,224	\$52,661	\$69,515	\$220	\$135,000	\$110	\$145
Erie	Cheektowaga Police	\$11,492,335	\$57,462	\$93,434	\$122	\$14,574	\$73	\$118
Erie	Tonawanda Police	\$10,356,000	\$56,436	\$97,698	\$133	\$2,012	\$11	\$19
Monroe	Monroe County Sheriff	\$71,600,000	\$74,043	\$88,069	\$97	\$255,056	\$264	\$314
Monroe	Rochester Police	\$52,180,100	\$51,182	\$73,805	\$237	\$428,759	\$421	\$606

Table 5a - continued

County	Name of agency	Annual operating expenditure				Asset forfeiture receipts		
		Total	Per employee	Per officer	Per resident	Total	Per employee	Per officer
NEW YORK (cont)								
Nassau	Nassau County Police	\$516,865,733	\$129,524	\$170,134	\$387	\$2,500,000	\$626	\$823
Nassau	Hempstead Police	\$8,198,198	\$59,841	\$73,858	\$145	\$0	\$0	\$0
New York City	New York City Police	\$3,210,000,000	\$57,394	\$79,387	\$401	\$21,480,669	\$384	\$531
Niagara	Niagara County Sheriff	\$21,166,527	\$62,809	\$155,636	\$96	\$50,000	\$148	\$368
Niagara	Niagara Falls Police	\$11,650,250	\$68,130	\$73,736	\$210	\$40,000	\$234	\$253
Oneida	Utica Police	\$9,000,000	\$48,257	\$54,878	\$148	\$24,563	\$132	\$150
Onondaga	Onondaga County Sheriff	\$46,522,108	\$74,555	\$86,633	\$102	\$255,056	\$409	\$475
Onondaga	Syracuse Police	\$29,000,000	\$49,828	\$59,917	\$197	\$400,000	\$687	\$826
Rensselaer	Troy Police	\$8,511,270	\$61,453	\$62,354	\$173	\$62,000	\$448	\$454
Rockland	Rockland County Sheriff	\$18,917,093	\$66,376	\$72,758	\$66	\$0	\$0	\$0
Rockland	Clarkstown Police	\$18,680,580	\$102,641	\$116,754	\$228	\$7,597	\$42	\$47
Rockland	Ramapo Police	\$14,084,000	\$101,324	\$120,893	\$129	\$0	\$0	\$0
Schenectady	Schenectady Police	\$12,000,000	\$51,502	\$74,074	\$194	\$41,800	\$179	\$258
Suffolk	Suffolk County Sheriff	\$79,030,266	\$80,602	\$346,624	\$56	\$440,404	\$449	\$1,932
Suffolk	Suffolk County Police	\$390,000,000	\$119,211	\$152,106	\$275	\$1,883,722	\$576	\$735
Westchester	Westchester County Police	\$23,398,959	\$80,686	\$97,904	\$25	\$150,000	\$517	\$628
Westchester	Greenburgh Police	\$11,281,212	\$80,580	\$103,497	\$130	\$0	\$0	\$0
Westchester	Mt. Vernon Police	\$12,000,000	\$52,632	\$72,289	\$175	\$199,184	\$874	\$1,200
Westchester	New Rochelle Police	\$17,000,000	\$66,148	\$91,398	\$236	\$25,000	\$97	\$134
Westchester	White Plains Police	\$19,007,203	\$71,725	\$94,095	\$358	\$25,000	\$94	\$124
Westchester	Yonkers Police	\$52,671,377	\$76,780	\$86,773	\$269	\$1,700,000	\$2,478	\$2,801
NORTH CAROLINA								
Alamance	Burlington Police	\$7,510,688	\$50,071	\$70,193	\$167	\$60,000	\$400	\$561
Buncombe	Buncombe County Sheriff	\$17,476,067	\$55,923	\$76,315	\$85	\$120,000	\$384	\$524
Buncombe	Asheville Police	\$11,617,936	\$53,050	\$67,156	\$169	\$150,000	\$685	\$867
Cabarrus	Cabarrus County Sheriff	\$8,000,000	\$55,944	\$58,608	\$61	\$21,484	\$150	\$157
Catawba	Hickory Police	\$5,781,229	\$42,199	\$55,589	\$155	\$11,125	\$81	\$107
Cumberland	Cumberland County Sheriff	\$24,436,745	\$46,994	\$81,185	\$81	\$743,023	\$1,429	\$2,469
Cumberland	Fayetteville Police	\$18,603,512	\$50,691	\$66,679	\$154	\$18,582	\$51	\$67
Davidson	Davidson County Sheriff	\$6,992,442	\$37,899	\$60,280	\$47	\$60,000	\$325	\$517
Durham	Durham County Sheriff	\$20,000,000	\$47,904	\$141,844	\$90	\$95,664	\$229	\$678
Durham	Durham Police	\$31,055,470	\$55,456	\$65,726	\$166	\$60,000	\$107	\$127
Forsyth	Forsyth County Sheriff	\$24,656,555	\$51,909	\$95,940	\$81	\$445,157	\$937	\$1,732
Forsyth	Winston-Salem Police	\$35,980,190	\$63,234	\$82,240	\$194	\$121,000	\$213	\$277
Gaston	Gaston County Police	\$8,500,000	\$39,352	\$64,885	\$45	\$400,000	\$1,852	\$3,053
Gaston	Gastonia Police	\$12,079,025	\$54,780	\$67,860	\$182	\$25,000	\$113	\$140
Guilford	Guilford County Sheriff	\$30,186,437	\$73,446	\$139,108	\$72	\$92,707	\$226	\$427
Guilford	Greensboro Police	\$46,800,000	\$71,017	\$94,165	\$209	\$458,053	\$695	\$922
Guilford	High Point Police	\$14,000,000	\$66,351	\$75,269	\$163	\$111,461	\$528	\$599
Mecklenburg	Charlotte-Mecklenburg Police	\$111,642,098	\$59,814	\$77,368	\$206	\$975,000	\$522	\$676
Nash	Rocky Mount Police	\$7,000,000	\$37,736	\$46,667	\$125	\$161,000	\$868	\$1,073
New Hanover	Wilmington Police	\$14,621,265	\$55,175	\$63,023	\$193	\$71,000	\$268	\$306
Orange	Orange County Sheriff	\$5,973,454	\$48,173	\$57,995	\$51	\$0	\$0	\$0
Pitt	Greenville Police	\$10,900,000	\$57,068	\$72,667	\$180	\$26,000	\$136	\$173
Rowan	Rowan County Sheriff	\$7,330,188	\$47,599	\$52,735	\$56	\$14,300	\$93	\$103
Union	Union County Sheriff	\$7,193,261	\$45,383	\$62,823	\$58	\$35,886	\$226	\$313
Wake	Wake County Sheriff	\$29,000,000	\$66,667	\$113,725	\$46	\$65,593	\$151	\$257
Wake	Raleigh Police	\$44,035,742	\$65,529	\$74,134	\$159	\$8,513,738	\$12,669	\$14,333
Wilson	Wilson Police	\$7,400,000	\$62,447	\$72,549	\$167	\$99,673	\$841	\$977
OHIO								
Butler	Butler County Sheriff	\$17,108,677	\$65,550	\$106,265	\$51	\$25,363	\$97	\$158
Butler	Hamilton Police	\$7,918,292	\$52,439	\$64,376	\$130	\$150,000	\$993	\$1,220
Clark	Clark County Sheriff	\$8,367,865	\$58,929	\$73,402	\$58	\$20,000	\$141	\$175
Clark	Springfield Police	\$10,633,265	\$71,364	\$85,066	\$163	\$60,889	\$409	\$487
Cuyahoga	Cleveland Police	\$252,000,000	\$104,782	\$138,310	\$527	\$1,008,600	\$419	\$554
Cuyahoga	Cleveland Heights Police	\$8,000,000	\$63,492	\$74,074	\$160	\$50,000	\$397	\$463
Cuyahoga	Euclid Police	\$12,500,000	\$65,789	\$123,762	\$237	\$200,000	\$1,053	\$1,980
Franklin	Franklin County Sheriff	\$54,057,846	\$71,082	\$146,102	\$51	\$217,350	\$286	\$587
Franklin	Columbus Police	\$177,210,599	\$82,654	\$101,612	\$249	\$463,995	\$216	\$266
Hamilton	Hamilton County Sheriff	\$66,666,667	\$66,667	\$121,212	\$79	\$370,989	\$371	\$675
Hamilton	Cincinnati Police	\$78,148,540	\$59,159	\$75,872	\$236	\$639,806	\$484	\$621
Lorain	Lorain Police	\$10,000,000	\$68,493	\$89,286	\$146	\$176,621	\$1,210	\$1,577
Lucas	Lucas County Sheriff	\$26,952,079	\$59,366	\$94,238	\$59	\$62,000	\$137	\$217
Lucas	Toledo Police	\$64,182,050	\$79,237	\$93,017	\$205	\$714,000	\$881	\$1,035
Mahoning	Youngstown Police	\$15,400,000	\$63,636	\$77,000	\$188	\$125,000	\$517	\$625
Montgomery	Montgomery County Sheriff	\$38,754,270	\$88,784	\$216,504	\$69	\$518,069	\$1,187	\$2,894
Montgomery	Dayton Police	\$53,236,500	\$85,315	\$104,181	\$320	\$592,113	\$949	\$1,159
Stark	Stark County Sheriff	\$14,621,984	\$62,221	\$127,148	\$39	\$28,045	\$119	\$244
Stark	Canton Police	\$14,000,000	\$66,986	\$74,074	\$173	\$50,000	\$239	\$265
Summit	Summit County Sheriff	\$18,024,000	\$39,613	\$49,045	\$33	\$20,693	\$45	\$56
Summit	Akron Police	\$8,744,720	\$16,468	\$17,956	\$40	\$1,090,477	\$2,054	\$2,239

Table 5a - continued

County	Name of agency	Annual operating expenditure				Asset forfeiture receipts		
		Total	Per employee	Per officer	Per resident	Total	Per employee	Per officer
OKLAHOMA								
Cleveland	Norman Police	\$9,063,550	\$50,919	\$71,367	\$95	\$50,000	\$281	\$394
Comanche	Lawton Police	\$9,000,000	\$50,279	\$59,603	\$97	\$20,000	\$112	\$132
Oklahoma	Oklahoma County Sheriff	\$21,500,000	\$27,423	\$74,653	\$33	\$190,099	\$242	\$660
Oklahoma	Oklahoma City Police	\$93,430,016	\$73,625	\$92,413	\$185	\$63,594	\$50	\$63
Tulsa	Tulsa County Sheriff	\$6,256,256	\$36,163	\$43,147	\$11	\$44,173	\$255	\$305
Tulsa	Tulsa Police	\$63,359,000	\$64,851	\$77,361	\$161	\$562,940	\$576	\$687
OREGON								
Clackamas	Clackamas County Sheriff	\$38,000,562	\$96,448	\$129,695	\$112	\$120,000	\$305	\$410
Douglas	Douglas County Sheriff	\$10,286,475	\$66,364	\$80,996	\$102	\$25,363	\$164	\$200
Jackson	Jackson County Sheriff	\$15,963,533	\$91,744	\$146,454	\$88	\$30,000	\$172	\$275
Lane	Lane County Sheriff	\$26,895,528	\$92,266	\$161,051	\$195	\$543,326	\$1,864	\$3,253
Lane	Eugene Police	\$14,407,000	\$75,826	\$108,323	\$140	\$5,600	\$29	\$42
Marion	Salem Police	\$20,500,000	\$72,183	\$119,186	\$150	\$208,642	\$735	\$1,213
Multnomah	Gresham Police	\$15,849,855	\$108,561	\$152,402	\$176	\$50,000	\$342	\$481
Multnomah	Portland Police	\$110,000,000	\$81,151	\$108,857	\$208	\$927,698	\$684	\$918
Washington	Washington County Sheriff	\$22,000,000	\$47,414	\$64,706	\$49	\$750,000	\$1,616	\$2,206
Washington	Beaverton Police	\$11,908,488	\$87,562	\$109,252	\$156	\$20,000	\$147	\$183
PENNSYLVANIA								
Allegheny	Allegheny County Sheriff	\$11,800,000	\$58,706	\$69,006	\$9	\$50,000	\$249	\$292
Allegheny	Allegheny County Police	\$18,198,626	\$69,727	\$88,774	\$14	\$84,171	\$322	\$411
Allegheny	Pittsburgh Police	\$65,452,306	\$49,010	\$63,178	\$196	\$500,000	\$374	\$483
Berks	Reading Police	\$15,000,000	\$63,830	\$73,171	\$185	\$38,695	\$165	\$189
Dauphin	Harrisburg Police	\$16,500,000	\$78,199	\$98,214	\$337	\$181,073	\$858	\$1,078
Delaware	Chester Police	\$9,300,000	\$80,870	\$88,571	\$252	\$100,000	\$952	\$952
Delaware	Upper Darby Township Police	\$9,490,816	\$75,624	\$84,739	\$116	\$5,000	\$40	\$45
Erie	Erie Police	\$14,230,722	\$52,415	\$70,800	\$137	\$14,363	\$53	\$71
Lackawanna	Scranton Police	\$11,747,170	\$64,901	\$71,195	\$154	\$0	\$0	\$0
Lancaster	Lancaster Police	\$8,618,850	\$40,088	\$53,868	\$153	\$0	\$0	\$0
Lehigh	Allentown Police	\$11,761,429	\$50,263	\$55,741	\$110	\$20,000	\$85	\$95
Montgomery	Lower Merion Township Police	\$12,600,000	\$76,133	\$92,647	\$211	\$2,110	\$13	\$16
Northampton	Bethlehem Police	\$7,695,724	\$45,537	\$54,195	\$108	\$711	\$4	\$5
Philadelphia	Philadelphia Police	\$384,625,924	\$48,515	\$54,759	\$253	\$761,477	\$96	\$108
RHODE ISLAND								
Kent	Warwick Police	\$12,712,031	\$51,155	\$74,777	\$148	\$80,254	\$323	\$472
Providence	Cranston Police	\$16,753,262	\$85,042	\$112,438	\$211	\$35,000	\$178	\$235
Providence	Pawtucket Police	\$11,219,636	\$54,201	\$75,300	\$154	\$7,000	\$34	\$47
Providence	Providence Police	\$28,352,400	\$44,861	\$61,236	\$163	\$115,369	\$183	\$249
SOUTH CAROLINA								
Anderson	Anderson County Sheriff	\$5,600,000	\$34,043	\$43,580	\$34	\$120,255	\$731	\$936
Beaufort	Beaufort County Sheriff	\$9,800,000	\$56,647	\$63,226	\$81	\$80,000	\$462	\$516
Charleston	Charleston County Sheriff	\$33,958,578	\$54,772	\$141,494	\$110	\$195,593	\$315	\$815
Charleston	Charleston Police	\$21,897,349	\$47,915	\$65,365	\$227	\$50,000	\$109	\$149
Charleston	North Charleston Police	\$16,000,000	\$53,156	\$65,574	\$201	\$500,000	\$1,661	\$2,049
Florence	Florence County Sheriff	\$14,345,553	\$58,673	\$134,700	\$114	\$16,000	\$65	\$150
Greenville	Greenville County Sheriff	\$15,955,445	\$34,799	\$48,131	\$42	\$327,091	\$713	\$987
Greenville	Greenville Police	\$11,848,305	\$50,851	\$62,689	\$212	\$194,000	\$833	\$1,026
Horry	Horry County Police	\$9,552,978	\$48,005	\$51,638	\$49	\$150,000	\$754	\$811
Horry	Myrtle Beach Police	\$11,594,688	\$53,929	\$69,016	\$509	\$43,009	\$200	\$256
Lexington	Lexington County Sheriff	\$18,200,000	\$53,372	\$90,099	\$84	\$41,402	\$121	\$205
Richland	Richland County Sheriff	\$16,848,980	\$34,351	\$48,909	\$53	\$78,581	\$160	\$228
Richland	Columbia Police	\$18,303,747	\$51,633	\$62,364	\$157	\$10,624	\$30	\$36
Spartanburg	Spartanburg County Sheriff	\$13,000,000	\$43,189	\$47,101	\$51	\$120,255	\$400	\$436
Spartanburg	Spartanburg Police	\$8,200,000	\$47,536	\$57,746	\$207	\$0	\$0	\$0
SOUTH DAKOTA								
Minnehaha	Sioux Falls Police	\$11,917,688	\$59,738	\$70,104	\$96	\$6,482	\$32	\$38
TENNESSEE								
Blount	Blount County Sheriff	\$9,099,224	\$39,909	\$73,977	\$86	\$50,000	\$219	\$407
Davidson	Nashville Metropolitan Police	\$101,829,813	\$60,130	\$81,529	\$179	\$2,000,000	\$1,181	\$1,601
Hamilton	Hamilton County Sheriff	\$18,509,200	\$53,035	\$68,049	\$60	\$65,593	\$188	\$241
Hamilton	Chattanooga Police	\$28,434,390	\$45,973	\$65,820	\$183	\$53,297	\$86	\$123
Knox	Knox County Sheriff	\$20,347,892	\$25,013	\$49,995	\$53	\$255,056	\$314	\$627
Knox	Knoxville Police	\$30,269,368	\$61,398	\$75,485	\$174	\$611,419	\$1,240	\$1,525

Table 5a - continued

County	Name of agency	Annual operating expenditure				Asset forfeiture receipts		
		Total	Per employee	Per officer	Per resident	Total	Per employee	Per officer
TENNESSEE (cont)								
Madison	Jackson Police	\$6,600,000	\$28,696	\$36,872	\$111	\$75,000	\$326	\$419
Montgomery	Clarksville Police	\$11,000,000	\$44,534	\$53,140	\$106	\$10,000	\$40	\$48
Rutherford	Murfreesboro Police	\$7,920,958	\$37,899	\$50,133	\$115	\$5,473	\$26	\$35
Shelby	Shelby County Sheriff	\$93,668,802	\$47,620	\$178,417	\$104	\$769,271	\$391	\$1,465
Shelby	Memphis Police	\$140,000,000	\$47,273	\$73,529	\$215	\$3,323,354	\$1,122	\$1,745
Sullivan	Sullivan County Sheriff	\$8,390,500	\$39,208	\$83,074	\$55	\$7,830	\$37	\$78
Washington	Johnson City Police	\$7,859,576	\$39,695	\$47,924	\$142	\$45,931	\$232	\$280
TEXAS								
Bell	Killeen Police	\$10,229,994	\$57,472	\$74,671	\$118	\$40,800	\$229	\$298
Bell	Temple Police	\$6,870,466	\$50,149	\$64,816	\$126	\$75,254	\$549	\$710
Bexar	Bexar County Sheriff	\$62,320,645	\$40,285	\$144,932	\$45	\$255,102	\$165	\$593
Bexar	San Antonio Police	\$197,013,318	\$82,536	\$104,683	\$172	\$1,541,739	\$646	\$819
Brazoria	Brazoria County Sheriff	\$16,200,000	\$50,943	\$108,725	\$67	\$150,000	\$472	\$1,007
Cameron	Brownsville Police	\$14,500,000	\$46,624	\$66,820	\$104	\$244,794	\$787	\$1,128
Cameron	Harlingen Police	\$6,853,362	\$45,237	\$62,303	\$119	\$613,565	\$4,050	\$5,578
Collin	Plano Police	\$29,852,188	\$70,824	\$102,234	\$134	\$150,000	\$356	\$514
Dallas	Dallas County Sheriff	\$90,000,000	\$50,279	\$142,857	\$41	\$25,000	\$14	\$40
Dallas	Carrollton Police	\$13,697,131	\$68,830	\$95,784	\$125	\$30,000	\$151	\$210
Dallas	Dallas Police	\$246,000,000	\$68,600	\$85,954	\$207	\$1,532,599	\$427	\$535
Dallas	Garland Police	\$26,570,004	\$65,849	\$94,893	\$123	\$135,094	\$335	\$482
Dallas	Grand Prairie Police	\$19,743,560	\$71,148	\$109,080	\$155	\$28,770	\$104	\$159
Dallas	Irving Police	\$30,006,271	\$62,840	\$97,423	\$157	\$433,695	\$908	\$1,408
Dallas	Mesquite Police	\$19,519,205	\$71,108	\$97,596	\$157	\$54,807	\$200	\$274
Dallas	Richardson Police	\$16,856,743	\$67,158	\$110,175	\$184	\$34,363	\$137	\$225
Denton	Denton County Sheriff	\$10,175,434	\$23,999	\$92,504	\$24	\$65,593	\$155	\$596
Denton	Denton Police	\$10,652,682	\$64,955	\$82,579	\$132	\$14,600	\$89	\$113
Ector	Odessa Police	\$11,777,058	\$53,654	\$73,607	\$129	\$36,000	\$164	\$225
El Paso	El Paso County Sheriff	\$42,531,915	\$45,151	\$179,460	\$63	\$1,218,820	\$1,294	\$5,143
El Paso	El Paso Police	\$82,040,937	\$60,726	\$77,617	\$146	\$1,557,340	\$1,153	\$1,473
Fort Bend	Fort Bend County Sheriff	\$20,735,720	\$54,640	\$87,863	\$59	\$312,300	\$823	\$1,323
Galveston	Galveston County Sheriff	\$104,000,000	\$316,591	\$346,667	\$416	\$15,436	\$47	\$51
Galveston	Galveston Police	\$9,885,929	\$50,958	\$61,024	\$173	\$15,000	\$77	\$93
Gregg	Longview Police	\$18,461,755	\$114,314	\$138,810	\$252	\$35,000	\$217	\$263
Harris	Harris County Sheriff	\$212,000,000	\$60,797	\$82,043	\$62	\$1,500,000	\$430	\$580
Harris	Baytown Police	\$8,232,124	\$48,424	\$63,324	\$124	\$0	\$0	\$0
Harris	Houston Police	\$425,867,364	\$57,240	\$79,706	\$218	\$8,352,995	\$1,123	\$1,563
Harris	Pasadena Police	\$22,000,000	\$71,197	\$88,000	\$155	\$1,500,000	\$4,854	\$6,000
Hidalgo	Hidalgo County Sheriff	\$15,000,000	\$37,594	\$75,758	\$26	\$20,000	\$50	\$101
Hidalgo	McAllen Police	\$15,697,000	\$46,857	\$67,659	\$148	\$165,000	\$493	\$711
Jefferson	Beaumont Police	\$17,980,600	\$56,721	\$69,692	\$158	\$800,000	\$2,524	\$3,101
Jefferson	Port Arthur Police	\$9,542,255	\$66,266	\$86,748	\$165	\$39,500	\$274	\$359
Lubbock	Lubbock Police	\$25,470,534	\$70,555	\$84,620	\$128	\$72,184	\$200	\$240
McLennan	McLennan County Sheriff	\$13,000,000	\$46,931	\$128,713	\$61	\$50,000	\$181	\$495
McLennan	Waco Police	\$17,131,873	\$61,405	\$84,811	\$151	\$50,944	\$183	\$252
Midland	Midland Police	\$12,500,000	\$61,576	\$81,169	\$132	\$3,302	\$16	\$21
Montgomery	Montgomery County Sheriff	\$18,000,000	\$40,000	\$61,856	\$61	\$20,000	\$44	\$69
Nueces	Nueces County Sheriff	\$13,743,683	\$40,423	\$49,438	\$44	\$200,000	\$588	\$719
Nueces	Corpus Christi Police	\$38,531,910	\$60,872	\$94,673	\$139	\$750,000	\$1,185	\$1,843
Potter	Amarillo Police	\$20,309,953	\$57,946	\$76,932	\$117	\$163,932	\$468	\$621
Smith	Smith County Sheriff	\$11,000,000	\$41,045	\$79,710	\$63	\$7,500	\$28	\$54
Smith	Tyler Police	\$12,861,251	\$57,034	\$75,212	\$154	\$40,000	\$177	\$234
Tarrant	Tarrant County Sheriff	\$59,182,502	\$47,289	\$150,019	\$41	\$210,000	\$168	\$532
Tarrant	Arlington Police	\$44,900,000	\$69,130	\$92,577	\$135	\$986,584	\$1,519	\$2,034
Tarrant	Fort Worth Police	\$119,119,884	\$73,485	\$99,599	\$223	\$580,228	\$358	\$485
Taylor	Abilene Police	\$12,878,860	\$52,567	\$68,142	\$111	\$29,300	\$120	\$155
Tom Green	San Angelo Police	\$9,500,000	\$51,491	\$59,748	\$107	\$400,000	\$2,168	\$2,516
Travis	Travis County Sheriff	\$61,412,727	\$52,089	\$299,574	\$76	\$300,000	\$254	\$1,463
Travis	Austin Police	\$107,687,988	\$65,029	\$94,133	\$164	\$809,669	\$489	\$708
Victoria	Victoria County Sheriff	\$8,200,000	\$48,378	\$68,050	\$98	\$100,000	\$590	\$830
Webb	Webb County Sheriff	\$11,890,564	\$48,238	\$79,007	\$62	\$128,494	\$521	\$854
Webb	Laredo Police	\$20,000,000	\$47,619	\$57,971	\$113	\$150,000	\$357	\$435
Wichita	Wichita Falls Police	\$13,218,314	\$53,086	\$75,533	\$127	\$35,000	\$141	\$200
Williamson	Williamson County Sheriff	\$14,165,607	\$52,465	\$87,173	\$57	\$14,162	\$52	\$87
UTAH								
Salt Lake	Salt Lake County Sheriff	\$99,296,000	\$76,118	\$217,754	\$111	\$333,943	\$256	\$732
Salt Lake	Salt Lake City Police	\$39,000,000	\$67,299	\$95,355	\$215	\$200,000	\$345	\$489
Salt Lake	West Valley City Police	\$11,515,340	\$62,583	\$75,264	\$106	\$100,000	\$543	\$654
Utah	Utah County Sheriff	\$21,703,663	\$85,280	\$117,317	\$59	\$0	\$0	\$0
Weber	Ogden Police	\$10,500,000	\$64,417	\$87,500	\$136	\$10,000	\$61	\$83

Table 5a - continued

County	Name of agency	Annual operating expenditure				Asset forfeiture receipts		
		Total	Per employee	Per officer	Per resident	Total	Per employee	Per officer
VIRGINIA								
Albemarle	Albemarle County Police	\$7,200,000	\$56,031	\$69,231	\$91	\$50,000	\$389	\$481
Alexandria(city)	Alexandria Police	\$30,963,524	\$73,987	\$110,980	\$241	\$338,740	\$809	\$1,214
Arlington	Arlington County Police	\$33,381,542	\$72,098	\$92,214	\$176	\$450,000	\$972	\$1,243
Chesapeake(city)	Chesapeake Police	\$25,193,785	\$61,224	\$75,885	\$126	\$49,952	\$121	\$150
Chesterfield	Chesterfield County Police	\$27,000,000	\$53,571	\$67,839	\$104	\$114,000	\$226	\$286
Danville(city)	Danville Police	\$6,230,268	\$37,874	\$43,875	\$129	\$23,000	\$140	\$162
Fairfax	Fairfax County Police	\$108,142,187	\$65,900	\$92,906	\$112	\$315,154	\$192	\$271
Hampton(city)	Hampton Police	\$14,371,910	\$40,656	\$56,694	\$98	\$19,000	\$54	\$75
Hanover	Hanover County Sheriff	\$9,765,768	\$54,254	\$59,547	\$113	\$69,193	\$384	\$422
Henrico	Henrico County Police	\$41,869,787	\$62,029	\$84,585	\$160	\$241,296	\$357	\$487
Loudoun	Loudoun County Sheriff	\$20,480,944	\$74,748	\$89,632	\$121	\$107,180	\$391	\$469
Lynchburg(city)	Lynchburg Police	\$7,312,719	\$36,564	\$48,429	\$112	\$53,477	\$267	\$354
Newport News(city)	Newport News Police	\$29,062,251	\$56,873	\$77,088	\$161	\$164,918	\$323	\$437
Norfolk(city)	Norfolk Police	\$43,031,178	\$49,433	\$64,709	\$184	\$718,100	\$825	\$1,080
Portsmouth(city)	Portsmouth Police	\$15,523,464	\$40,851	\$61,116	\$154	\$58,826	\$155	\$232
Prince William	Prince William County Police	\$33,157,215	\$62,679	\$86,799	\$118	\$211,000	\$399	\$552
Richmond(city)	Richmond Police	\$50,643,201	\$60,796	\$72,039	\$256	\$0	\$0	\$0
Roanoke(city)	Roanoke Police	\$14,800,000	\$51,568	\$65,778	\$156	\$662,877	\$2,310	\$2,946
Suffolk(city)	Suffolk Police	\$7,668,906	\$42,963	\$56,389	\$120	\$0	\$0	\$0
Virginia Beach(city)	Virginia Beach Police	\$57,960,815	\$64,258	\$80,389	\$136	\$360,871	\$400	\$501
WASHINGTON								
Clark	Clark County Sheriff	\$51,088,252	\$128,201	\$384,122	\$148	\$9,880	\$25	\$74
Clark	Vancouver Police	\$16,304,780	\$88,134	\$101,905	\$114	\$156,000	\$843	\$975
King	King County Sheriff	\$103,594,210	\$104,746	\$158,644	\$60	\$538,366	\$544	\$824
King	Bellevue Police	\$27,560,957	\$104,398	\$166,030	\$252	\$350,000	\$1,326	\$2,108
King	Federal Way Police	\$13,800,000	\$98,571	\$136,634	\$166	\$90,000	\$643	\$891
King	Kent Police	\$18,000,000	\$94,241	\$141,732	\$226	\$83,793	\$439	\$660
King	Seattle Police	\$135,604,854	\$70,701	\$107,538	\$241	\$310,333	\$162	\$246
Kitsap	Kitsap County Sheriff	\$15,264,969	\$90,325	\$144,009	\$66	\$15,420	\$91	\$145
Pierce	Pierce County Sheriff	\$71,425,000	\$96,390	\$210,074	\$102	\$155,000	\$209	\$456
Pierce	Tacoma Police	\$79,469,914	\$188,989	\$210,238	\$411	\$232,077	\$552	\$614
Snohomish	Snohomish County Sheriff	\$27,000,000	\$91,525	\$122,727	\$45	\$120,255	\$408	\$547
Snohomish	Everett Police	\$17,004,481	\$81,361	\$96,616	\$186	\$225,000	\$1,077	\$1,278
Spokane	Spokane County Sheriff	\$30,248,312	\$62,691	\$135,339	\$72	\$65,593	\$136	\$293
Spokane	Spokane Police	\$32,735,760	\$75,515	\$112,109	\$167	\$8,644	\$20	\$30
Thurston	Thurston County Sheriff	\$15,561,177	\$75,540	\$96,057	\$75	\$0	\$0	\$0
Yakima	Yakima Police	\$12,800,000	\$72,934	\$118,519	\$178	\$30,000	\$171	\$278
WEST VIRGINIA								
Cabell	Huntington Police	\$6,500,000	\$57,018	\$62,500	\$126	\$22,594	\$198	\$217
Kanawha	Charleston Police	\$7,179,476	\$32,783	\$39,886	\$134	\$84,000	\$384	\$467
WISCONSIN								
Brown	Brown County Sheriff	\$20,872,139	\$95,089	\$158,122	\$92	\$112,135	\$511	\$850
Brown	Green Bay Police	\$18,084,000	\$72,336	\$94,681	\$177	\$25,682	\$103	\$134
Dane	Dane County Sheriff	\$36,331,326	\$79,761	\$98,193	\$85	\$0	\$0	\$0
Dane	Madison Police	\$35,197,123	\$78,216	\$94,110	\$169	\$163,932	\$364	\$438
Kenosha	Kenosha County Sheriff	\$20,000,000	\$61,162	\$183,486	\$134	\$12,000	\$37	\$110
Kenosha	Kenosha Police	\$15,718,413	\$81,867	\$87,325	\$174	\$0	\$0	\$0
Milwaukee	Milwaukee County Sheriff	\$45,600,000	\$48,640	\$67,958	\$49	\$706,983	\$754	\$1,054
Milwaukee	Milwaukee Police	\$149,812,727	\$60,604	\$74,981	\$251	\$422,953	\$171	\$212
Milwaukee	West Allis Police	\$12,305,240	\$73,028	\$90,480	\$201	\$100,000	\$593	\$735
Outgamie	Appleton Police	\$11,334,835	\$68,077	\$102,116	\$162	\$0	\$0	\$0
Racine	Racine County Sheriff	\$17,500,000	\$64,103	\$88,832	\$93	\$44,173	\$162	\$224
Racine	Racine Police	\$17,000,000	\$72,340	\$85,000	\$208	\$43,000	\$183	\$215
Waukesha	Waukesha County Sheriff	\$21,862,422	\$69,737	\$144,784	\$61	\$253,194	\$808	\$1,677
Waukesha	Waukesha Police	\$9,900,000	\$67,119	\$90,826	\$153	\$11,000	\$75	\$101

Note: Budget data are for the calendar or fiscal year that included June 30, 2000.

Capital expenditures such as equipment purchases and construction costs are not included.

Computation of per employee expenditure includes all agency employees with a weight of .5 assigned to part-time employees. Computation of per officer expenditure includes all sworn agency employees with a weight of .5

assigned to part-time officers. Computation of per resident expenditure is based on city or county population.

In some cases, data are estimates provided by agency.

---Data were not provided by an agency.

Table 6a. Starting salaries, collective bargaining, and special pay in local law enforcement agencies, 2000

County	Name of agency	Base annual starting salary			Collective bargaining for employees		Types of special pay authorized for officers			
		Chief or sheriff	Sergeant	Entry-level officer	Sworn	Civilian	Hazardous duty	Merit/performance	Shift differential	Special skills
ALABAMA										
Etowah	Gadsden Police	\$56,992	\$31,387	\$27,914	X	X	-	X	X	X
Houston	Dothan Police	\$73,450	\$28,860	\$23,426	-	-	-	-	-	-
Jefferson	Jefferson County Sheriff	\$90,000	\$36,500	\$26,000	-	-	X	X	X	X
Jefferson	Bessemer Police	\$47,569	\$29,224	\$25,230	-	-	X	X	-	-
Jefferson	Birmingham Police	\$96,683	\$28,412	\$24,065	-	-	X	X	-	-
Jefferson	Hoover Police	\$88,331	\$51,194	\$33,871	-	-	-	-	-	-
Madison	Huntsville Police	\$63,086	\$33,862	\$26,603	-	-	-	-	-	X
Mobile	Mobile County Sheriff	\$89,850	\$31,572	\$24,744	-	-	-	X	-	X
Mobile	Mobile Police	\$60,000	\$30,804	\$24,132	-	-	X	X	-	-
Montgomery	Montgomery County Sheriff	\$78,000	\$27,929	\$23,735	-	-	X	-	-	-
Montgomery	Montgomery Police	\$68,349	\$35,675	\$26,008	-	-	X	X	X	X
Morgan	Decatur Police	\$48,000	\$25,500	\$23,800	-	-	-	-	-	-
Tuscaloosa	Tuscaloosa Police	\$56,803	\$31,326	\$25,759	-	-	X	-	X	X
ALASKA										
Anchorage	Anchorage Police	\$86,008	\$53,498	\$38,064	X	X	X	-	X	X
ARIZONA										
Maricopa	Maricopa County Sheriff	---	---	---	---	---	---	---	---	---
Maricopa	Chandler Police	\$91,644	\$47,694	\$36,982	-	-	-	X	X	X
Maricopa	Glendale Police	\$82,163	\$44,316	\$36,376	-	-	X	X	X	X
Maricopa	Mesa Police	\$98,000	\$53,300	\$37,600	-	-	-	-	X	X
Maricopa	Phoenix Police	\$88,920	\$41,933	\$33,093	X	X	-	X	X	X
Maricopa	Scottsdale Police	\$94,577	\$55,390	\$37,148	-	-	-	X	X	X
Maricopa	Tempe Police	\$85,004	\$51,071	\$36,030	X	-	X	X	X	X
Pima	Pima County Sheriff	\$72,094	\$39,167	\$30,146	-	-	X	-	X	-
Pima	Tucson Police	\$106,350	\$50,107	\$33,915	X	-	X	X	X	-
Pinal	Pinal County Sheriff	\$75,000	\$37,460	\$30,742	-	-	-	-	X	-
Yuma	Yuma Police	\$65,662	\$40,489	\$32,023	-	-	X	X	-	-
ARKANSAS										
Craighead	Jonesboro Police	\$39,625	\$22,956	\$22,409	-	-	-	-	X	-
Jefferson	Pine Bluff Police	\$54,582	\$34,854	\$25,240	-	-	-	-	-	-
Pulaski	Pulaski County Sheriff	\$67,549	\$26,764	\$22,529	-	-	-	-	-	-
Pulaski	Little Rock Police	\$68,068	\$41,371	\$25,938	X	X	-	-	X	X
Pulaski	North Little Rock Police	\$68,709	\$36,376	\$23,799	X	X	-	-	-	-
Sebastian	Fort Smith Police	\$53,602	\$34,500	\$27,076	-	-	-	X	-	-
CALIFORNIA										
Alameda	Alameda County Sheriff	\$155,880	\$64,824	\$43,524	X	X	X	-	-	X
Alameda	Alameda Police	\$95,000	\$70,158	\$57,636	X	X	-	-	-	-
Alameda	Berkeley Police	\$84,132	\$75,228	\$57,036	X	X	X	-	-	X
Alameda	Fremont Police	\$113,136	\$68,388	\$56,904	X	X	-	-	-	-
Alameda	Hayward Police	\$103,792	\$73,028	\$55,619	X	X	-	-	-	X
Alameda	Oakland Police	\$130,947	\$77,328	\$53,172	X	X	X	-	-	-
Butte	Butte County Sheriff	\$92,748	\$38,688	\$33,150	-	-	X	X	X	X
Contra Costa	Contra Costa County Sheriff	\$104,000	\$69,852	\$60,456	X	X	X	X	X	X
Contra Costa	Concord Police	\$95,000	\$61,200	\$48,192	X	X	-	X	X	X
Contra Costa	Richmond Police	\$108,000	\$62,784	\$52,140	X	X	-	X	X	-
El Dorado	El Dorado County Sheriff	\$99,684	\$44,712	\$36,360	X	X	X	X	X	X
Fresno	Fresno County Sheriff	\$119,663	\$51,840	\$39,048	X	X	-	-	-	-
Fresno	Fresno Police	\$60,000	\$59,472	\$41,976	X	X	-	-	-	X
Kern	Kern County Sheriff	\$111,696	\$53,407	\$32,433	X	X	X	-	-	X
Kern	Bakersfield Police	\$100,065	\$55,239	\$41,169	X	X	X	X	-	X
Los Angeles	Los Angeles County Sheriff	\$99,206	\$58,704	\$42,254	X	X	X	X	X	X
Los Angeles	Beverly Hills Police	\$68,400	\$56,079	\$48,965	-	-	-	-	-	-
Los Angeles	Burbank Police	\$107,496	\$58,044	\$46,176	X	X	X	X	-	X
Los Angeles	Culver City Police	\$72,499	\$46,073	\$29,558	X	-	-	-	-	-
Los Angeles	Downey Police	\$100,863	\$57,660	\$45,331	X	X	X	X	-	X
Los Angeles	El Monte Police	\$119,976	\$55,932	\$46,200	X	X	-	-	-	-
Los Angeles	Glendale Police	\$104,280	\$58,212	\$45,144	X	X	X	-	-	X
Los Angeles	Inglewood Police	\$88,536	\$54,643	\$45,230	X	X	X	X	-	X
Los Angeles	Long Beach Police	\$122,125	\$59,654	\$46,932	X	X	-	X	-	X
Los Angeles	Los Angeles Police	\$228,677	\$67,642	\$46,307	X	X	X	X	-	X
Los Angeles	Pasadena Police	\$104,076	\$56,627	\$45,665	X	X	X	-	-	X
Los Angeles	Pomona Police	\$135,000	\$70,848	\$44,352	X	X	-	-	-	-
Los Angeles	Redondo Beach Police	\$85,236	\$54,912	\$40,812	X	X	-	X	-	-
Los Angeles	Santa Monica Police	\$109,908	\$56,208	\$48,000	X	X	-	-	-	-
Los Angeles	Torrance Police	\$138,036	\$60,876	\$42,936	X	X	X	-	-	X
Los Angeles	West Covina Police	\$106,000	\$60,000	\$36,000	-	-	-	-	-	X
Los Angeles	Whittier Police	\$130,000	\$65,000	\$45,000	X	X	X	-	-	-

Table 6a - continued

County	Name of agency	Base annual starting salary			Collective bargaining for employees		Types of special pay authorized for officers			
		Chief or sheriff	Sergeant	Entry-level officer	Sworn	Civilian	Hazardous duty	Merit/performance	Shift differential	Special skills
CALIFORNIA (cont)										
Marin	Marin County Sheriff	\$128,835	\$71,053	\$49,504	X	X	-	X	X	X
Monterey	Monterey County Sheriff	\$115,032	\$51,156	\$41,280	X	X	-	X	-	X
Monterey	Salinas Police	\$92,268	\$64,920	\$46,368	X	X	-	X	X	X
Orange	Orange County Sheriff-Coroner	\$156,166	\$54,558	\$41,974	X	X	X	X	X	X
Orange	Anaheim Police	\$104,394	\$72,737	\$42,224	X	X	X	X	X	X
Orange	Brea Police	\$114,000	\$57,396	\$44,313	X	X	-	X	-	X
Orange	Costa Mesa Police	---	---	---	---	---	---	---	---	---
Orange	Fullerton Police	\$98,157	\$55,562	\$44,223	X	X	X	-	-	-
Orange	Garden Grove Police	\$94,212	\$59,784	\$46,536	X	X	-	-	-	X
Orange	Huntington Beach Police	\$130,752	\$56,014	\$44,304	-	-	X	X	-	-
Orange	Irvine Police	\$94,162	\$60,253	\$46,463	X	X	-	X	-	-
Orange	Newport Beach Police	\$116,905	\$59,880	\$44,028	X	X	X	X	-	X
Orange	Orange Police	\$92,400	\$56,964	\$45,288	X	X	-	X	X	X
Orange	Santa Ana Police	\$78,886	\$76,608	\$62,112	-	-	-	X	X	X
Orange	Westminster Police	\$87,276	\$64,752	\$43,836	X	X	-	X	-	X
Placer	Placer County Sheriff	\$82,000	\$41,856	\$31,956	X	X	X	X	X	X
Riverside	Riverside County Sheriff	\$136,000	\$53,308	\$40,456	X	X	X	-	-	X
Riverside	Corona Police	\$112,272	\$61,404	\$40,392	-	-	X	-	-	X
Riverside	Riverside Police	\$97,308	\$56,964	\$40,488	X	X	-	-	X	-
Sacramento	Sacramento County Sheriff	\$110,000	\$59,000	\$48,000	X	X	X	-	-	-
Sacramento	Sacramento Police	\$81,228	\$40,538	\$33,082	X	X	-	-	X	X
San Bernardino	San Bernardino County Sheriff	\$126,526	\$50,544	\$37,769	X	X	X	X	-	X
San Bernardino	Fontana Police	\$105,000	\$57,319	\$44,545	-	-	-	-	X	-
San Bernardino	Ontario Police	\$96,156	\$63,240	\$45,048	X	X	X	X	X	-
San Bernardino	Rialto Police	\$93,468	\$55,536	\$44,028	X	X	-	-	X	-
San Bernardino	San Bernardino Police	\$127,296	\$58,128	\$45,552	X	X	X	-	-	X
San Diego	San Diego County Sheriff	\$140,000	\$58,830	\$34,056	X	X	X	X	X	X
San Diego	Chula Vista Police	\$135,197	\$49,624	\$40,704	X	X	-	-	-	X
San Diego	El Cajon Police	\$99,840	\$51,376	\$38,293	-	-	-	X	-	X
San Diego	Escondido Police	\$67,596	\$54,240	\$40,476	X	X	X	-	X	-
San Diego	Oceanside Police	\$117,000	\$59,592	\$35,630	X	X	-	X	X	X
San Diego	San Diego Police	\$57,364	\$56,576	\$36,524	X	X	-	-	X	X
San Francisco	San Francisco Police	\$178,542	\$72,696	\$47,710	X	X	X	-	X	X
San Joaquin	San Joaquin County Sheriff	\$113,520	\$47,580	\$40,144	X	X	-	-	X	X
San Joaquin	Stockton Police	\$86,232	\$46,032	\$37,020	X	X	-	-	-	-
San Luis Obispo	San Luis Obispo County Sheriff	\$119,640	\$52,608	\$43,308	X	X	X	X	-	X
San Mateo	San Mateo County Sheriff	\$140,000	\$72,000	\$63,000	-	-	X	-	X	X
San Mateo	Daly City Police	\$105,742	\$59,774	\$48,204	-	-	-	X	-	-
San Mateo	San Mateo Police	\$103,438	\$72,945	\$52,686	X	X	-	X	X	X
Santa Barbara	Santa Barbara County Sheriff	\$116,088	\$51,288	\$42,816	X	X	X	X	-	X
Santa Barbara	Santa Barbara Police	\$102,180	\$59,514	\$46,150	X	X	-	-	X	X
Santa Clara	Santa Clara County Sheriff	\$163,392	\$61,764	\$53,352	X	X	X	-	X	X
Santa Clara	San Jose Police	\$88,980	\$59,051	\$46,280	X	X	X	-	-	X
Santa Clara	Santa Clara Police	\$75,963	\$49,458	\$32,147	X	X	-	-	-	-
Santa Clara	Sunnyvale Police	\$137,844	\$73,949	\$60,706	X	X	-	-	-	X
Santa Cruz	Santa Cruz County Sheriff	\$96,264	\$49,920	\$43,764	X	X	-	X	X	-
Shasta	Shasta County Sheriff	\$88,947	\$37,500	\$31,611	X	X	-	-	X	X
Solano	Fairfield Police	\$119,844	\$59,214	\$38,967	X	X	-	X	-	-
Solano	Vallejo Police	\$133,320	\$64,651	\$53,908	X	X	X	-	-	-
Sonoma	Sonoma County Sheriff-Coroner	\$120,620	\$58,573	\$45,594	X	X	X	X	X	X
Sonoma	Santa Rosa Police	\$105,780	\$67,920	\$49,944	X	X	-	X	-	X
Stanislaus	Stanislaus County Sheriff	\$123,468	\$48,755	\$41,163	X	X	-	-	-	X
Stanislaus	Modesto Police	\$96,156	\$55,093	\$41,462	X	X	-	X	-	-
Tulare	Tulare County Sheriff	\$88,000	\$41,515	\$31,633	X	X	X	-	-	X
Tulare	Visalia Police	\$92,189	\$49,980	\$40,952	X	X	-	-	-	-
Ventura	Ventura County Sheriff	\$142,620	\$50,755	\$38,911	X	X	X	X	X	X
Ventura	Oxnard Police	\$125,045	\$51,346	\$44,232	X	X	X	-	-	X
Ventura	Simi Valley Police	\$101,173	\$54,400	\$41,611	X	X	X	-	-	-
Ventura	Ventura Police	\$90,000	\$59,000	\$43,000	X	X	X	-	-	X
COLORADO										
Adams	Adams County Sheriff	\$71,292	\$46,560	\$31,872	-	-	X	X	-	-
Adams	Thornton Police	\$80,616	\$49,488	\$35,172	-	-	-	X	-	-
Adams	Westminster Police	\$86,000	\$48,000	\$34,000	-	-	-	X	-	-
Arapahoe	Arapahoe County Sheriff	\$65,000	\$54,500	\$34,512	-	-	-	X	-	-
Arapahoe	Aurora Police	\$78,886	\$60,742	\$32,476	X	-	-	-	X	-
Boulder	Boulder County Sheriff	\$83,478	\$46,128	\$35,220	-	-	-	X	-	-
Boulder	Boulder Police	\$78,288	\$51,511	\$36,325	X	X	X	X	-	-
Denver	Denver Police	\$111,924	\$61,884	\$33,660	X	-	X	-	-	-
Douglas	Douglas County Sheriff	\$72,000	\$48,408	\$38,892	-	-	-	X	-	-
El Paso	El Paso County Sheriff	\$71,292	\$48,972	\$33,540	-	-	-	-	-	-
El Paso	Colorado Springs Police	\$86,568	\$60,768	\$30,684	-	-	X	X	X	-

Table 6a - continued

County	Name of agency	Base annual starting salary			Collective bargaining for employees		Types of special pay authorized for officers			
		Chief or sheriff	Sergeant	Entry-level officer	Sworn	Civilian	Hazardous duty	Merit/performance	Shift differential	Special skills
COLORADO (cont)										
Jefferson	Jefferson County Sheriff	\$71,292	\$45,436	\$36,272	-	-	X	X	-	X
Jefferson	Arvada Police	\$78,300	\$54,414	\$37,357	-	-	-	-	X	-
Jefferson	Lakewood Police	\$66,700	\$55,199	\$35,781	-	-	-	-	-	-
Larimer	Larimer County Sheriff	\$71,200	\$46,080	\$36,900	-	-	-	X	-	-
Larimer	Fort Collins Police	\$75,963	\$55,952	\$41,886	-	-	-	-	-	-
Pueblo	Pueblo Police	\$79,944	\$52,596	\$50,316	X	X	X	-	X	X
Weld	Weld County Sheriff	\$64,000	\$48,688	\$36,231	-	-	-	-	-	X
Weld	Greeley Police	\$71,198	\$54,624	\$34,404	X	-	-	-	-	X
CONNECTICUT										
Fairfield	Bridgeport Police	\$88,000	\$53,362	\$36,490	X	X	-	-	X	-
Fairfield	Danbury Police	\$80,400	\$52,570	\$37,735	X	X	-	-	-	X
Fairfield	Fairfield Police	\$89,479	\$51,520	\$41,226	X	-	-	-	X	-
Fairfield	Greenwich Police	\$77,814	\$56,013	\$38,618	X	X	-	-	X	X
Fairfield	Norwalk Police	\$96,059	\$58,855	\$42,439	X	X	-	-	X	-
Fairfield	Stamford Police	\$107,117	\$59,590	\$41,594	X	X	-	-	X	X
Fairfield	Stratford Police	\$86,000	\$51,587	\$38,417	X	X	-	-	X	-
Hartford	Bristol Police	\$75,250	\$54,744	\$38,960	X	X	-	-	X	-
Hartford	East Hartford Police	\$74,247	\$47,019	\$39,185	X	X	-	-	-	-
Hartford	Hartford Police	\$90,000	\$53,000	\$32,000	X	X	-	-	-	-
Hartford	Manchester Police	\$64,829	\$58,418	\$38,393	X	X	-	-	-	-
Hartford	New Britain Police	\$88,000	\$53,000	\$37,600	X	-	-	-	X	-
Hartford	West Hartford Police	\$75,963	\$49,458	\$32,147	X	-	-	-	-	-
Middlesex	Middletown Police	\$84,243	\$49,481	\$37,811	X	X	-	-	-	-
New Haven	Hamden Police	\$75,000	\$52,435	\$43,280	X	X	-	-	X	X
New Haven	Meriden Police	\$75,058	\$49,565	\$31,022	X	X	-	-	X	-
New Haven	Milford Police	\$71,179	\$45,375	\$37,272	X	X	-	X	X	-
New Haven	New Haven Police	\$87,000	\$53,764	\$32,000	X	X	X	-	X	-
New Haven	Waterbury Police	\$83,000	\$54,000	\$38,000	X	X	-	-	-	-
New Haven	West Haven Police	\$77,050	\$51,222	\$38,148	X	X	-	-	X	-
DELAWARE										
New Castle	New Castle County Police	\$78,886	\$47,136	\$32,913	X	-	-	-	-	-
New Castle	Wilmington Police	\$84,000	\$57,000	\$35,000	X	X	X	X	X	-
DISTRICT OF COLUMBIA										
Washington, DC	Washington Metropolitan Police	\$155,000	\$46,028	\$34,908	X	X	X	-	X	X
FLORIDA										
Alachua	Alachua County Sheriff	\$111,728	\$35,000	\$24,257	-	-	-	X	-	X
Alachua	Gainesville Police	\$59,932	\$36,566	\$25,057	X	X	-	X	-	X
Bay	Bay County Sheriff	\$104,461	\$26,915	\$21,000	-	-	-	X	-	X
Brevard	Brevard County Sheriff	\$120,931	\$35,778	\$25,749	-	-	-	X	-	X
Brevard	Melbourne Police	\$53,136	\$37,570	\$27,258	X	-	X	-	X	-
Brevard	Palm Bay Police	\$57,449	\$31,275	\$27,006	X	X	-	X	X	-
Broward	Broward County Sheriff	\$142,904	\$39,510	\$32,500	X	X	X	X	-	X
Broward	Coral Springs Police	\$110,000	\$45,132	\$38,997	X	-	X	-	X	X
Broward	Davie Police	\$65,000	\$44,000	\$36,000	X	X	-	-	-	-
Broward	Fort Lauderdale Police	\$81,453	\$51,405	\$35,339	X	X	-	X	X	X
Broward	Hollywood Police	\$95,000	\$52,000	\$34,396	X	X	X	X	X	-
Broward	Margate Police	\$83,678	\$54,662	\$47,532	X	X	-	-	X	-
Broward	Miramar Police	\$89,500	\$41,000	\$33,500	X	X	-	X	X	-
Broward	Pembroke Pines Police	\$76,897	\$45,364	\$36,545	X	X	-	X	-	X
Broward	Plantation Police	\$71,850	\$43,500	\$37,500	X	-	X	-	X	-
Broward	Sunrise Police	\$69,354	\$45,132	\$37,042	X	X	-	X	X	-
Charlotte	Charlotte County Sheriff	\$105,233	\$31,680	\$22,680	X	X	-	-	X	X
Citrus	Citrus County Sheriff	\$103,000	\$30,576	\$24,232	-	-	-	X	-	-
Clay	Clay County Sheriff	\$103,311	\$35,754	\$23,989	-	-	X	X	X	X
Collier	Collier County Sheriff	\$55,146	\$35,154	\$29,211	-	-	X	-	-	-
Duval	Jacksonville Sheriff	\$128,051	\$47,868	\$30,972	X	X	-	-	X	-
Escambia	Escambia County Sheriff	\$118,000	\$33,280	\$22,114	X	X	X	X	-	X
Escambia	Pensacola Police	\$30,000	\$27,820	\$21,944	-	-	-	-	X	-
Hernando	Hernando County Sheriff	\$102,465	\$39,916	\$23,859	-	-	-	X	-	-
Highlands	Highlands County Sheriff	\$98,083	\$32,936	\$24,576	-	-	-	-	-	-
Hillsborough	Hillsborough County Sheriff	\$122,297	\$41,726	\$32,891	-	X	-	-	-	-
Hillsborough	Tampa Police	\$77,334	\$50,897	\$31,324	X	X	X	-	X	-
Indian River	Indian River County Sheriff	\$103,043	\$37,446	\$25,477	-	-	-	X	-	-
Lake	Lake County Sheriff	\$55,823	\$32,640	\$26,000	-	-	X	-	-	-
Lee	Lee County Sheriff	\$119,871	\$38,573	\$25,250	-	-	-	X	-	-
Lee	Cape Coral Police	\$55,931	\$32,260	\$27,040	X	X	X	-	X	X
Lee	Fort Myers Police	\$90,299	\$53,919	\$29,000	X	X	-	-	-	X

Table 6a - continued

County	Name of agency	Base annual starting salary			Collective bargaining for employees		Types of special pay authorized for officers			
		Chief or sheriff	Sergeant	Entry-level officer	Sworn	Civilian	Hazardous duty	Merit/performance	Shift differential	Special skills
FLORIDA (cont)										
Leon	Leon County Sheriff	\$112,139	\$30,990	\$25,825	-	-	-	-	-	-
Leon	Tallahassee Police	\$46,633	\$38,990	\$28,717	X	-	-	X	-	-
Manatee	Manatee County Sheriff	\$115,190	\$46,844	\$24,104	-	-	-	X	-	-
Marion	Marion County Sheriff	\$114,934	\$30,778	\$22,235	-	-	X	X	-	X
Marion	Ocala Police	\$50,088	\$29,777	\$23,887	X	-	X	X	X	-
Martin	Martin County Sheriff	\$103,391	\$27,326	\$24,862	-	-	-	X	-	X
Miami-Dade	Miami-Dade Police	\$122,864	\$38,635	\$28,891	X	X	X	X	X	X
Miami-Dade	Coral Gables Police	\$75,496	\$44,052	\$36,241	X	X	X	X	X	-
Miami-Dade	Hialeah Police	\$69,888	\$41,902	\$20,904	X	X	-	X	-	X
Miami-Dade	Miami Police	\$82,745	\$35,821	\$30,881	X	X	X	X	X	X
Miami-Dade	Miami Beach Police	\$73,813	\$53,476	\$36,201	X	X	X	X	X	X
Miami-Dade	North Miami Police	\$62,774	\$39,145	\$30,009	X	-	-	X	-	-
Miami-Dade	North Miami Beach Police	\$101,039	\$51,526	\$31,331	X	X	-	-	-	X
Monroe	Monroe County Sheriff	\$59,597	\$34,529	\$28,581	X	-	-	X	X	-
Okaloosa	Okaloosa County Sheriff	\$112,327	\$25,400	\$20,900	-	-	-	-	-	X
Orange	Orange County Sheriff	\$130,645	\$38,168	\$28,371	-	-	X	X	-	-
Orange	Orlando Police	\$75,268	\$45,500	\$30,100	X	-	-	X	X	-
Osceola	Osceola County Sheriff	\$106,569	\$35,349	\$30,530	-	-	-	-	-	X
Palm Beach	Palm Beach County Sheriff	\$132,699	\$42,672	\$30,000	-	-	X	X	X	X
Palm Beach	Boca Raton Police	\$66,210	\$40,293	\$32,220	X	-	X	-	-	-
Palm Beach	Boynton Beach Police	\$80,000	\$38,000	\$32,000	X	X	X	-	X	X
Palm Beach	Delray Beach Police	\$64,810	\$39,734	\$31,900	X	-	-	X	X	-
Palm Beach	Riviera Beach Police	\$56,597	\$35,083	\$30,159	X	X	X	-	-	-
Palm Beach	West Palm Beach Police	\$60,278	\$42,994	\$31,340	X	-	X	X	X	X
Pasco	Pasco County Sheriff	\$117,500	\$35,161	\$26,277	-	-	-	-	-	-
Pinellas	Pinellas County Sheriff	\$132,067	\$47,945	\$27,689	-	-	-	X	X	X
Pinellas	Clearwater Police	\$50,000	\$42,223	\$29,687	X	X	-	X	X	-
Pinellas	Largo Police	\$57,138	\$40,000	\$29,000	X	X	-	-	X	-
Pinellas	St. Petersburg Police	\$108,150	\$44,470	\$29,339	X	X	-	X	X	-
Polk	Polk County Sheriff	\$110,772	\$32,532	\$26,037	-	-	-	X	-	-
Polk	Lakeland Police	\$58,278	\$33,590	\$29,025	-	-	-	X	-	-
Putnam	Putnam County Sheriff	\$97,725	\$25,000	\$23,500	-	-	-	X	X	X
St. Johns	St. Johns County Sheriff	\$60,100	\$35,500	\$23,200	-	-	-	-	-	X
St. Lucie	St. Lucie County Sheriff	\$75,000	\$38,500	\$26,000	-	-	-	-	-	-
St. Lucie	Fort Pierce Police	\$85,000	\$39,430	\$26,921	X	X	X	-	-	X
St. Lucie	Port St. Lucie Police	\$85,155	\$42,848	\$28,000	X	-	-	X	X	X
Santa Rosa	Santa Rosa County Sheriff	\$100,939	\$24,582	\$22,270	-	-	-	-	-	-
Sarasota	Sarasota County Sheriff	\$116,912	\$37,000	\$29,500	-	-	X	X	-	X
Sarasota	Sarasota Police	\$75,986	\$43,513	\$32,555	X	X	-	-	X	-
Seminole	Seminole County Sheriff	\$118,000	\$35,000	\$23,050	-	-	-	X	-	-
Seminole	Altamonte Springs Police	\$80,000	\$29,518	\$25,500	-	-	X	X	-	-
Volusia	Volusia County Sheriff	\$123,814	\$28,267	\$22,298	X	-	-	X	-	X
Volusia	Daytona Beach Police	\$65,104	\$28,142	\$23,067	X	X	-	X	X	X
GEORGIA										
Bartow	Bartow County Sheriff	\$50,000	\$26,400	\$19,500	-	-	-	-	-	-
Bibb	Bibb County Sheriff	\$97,760	\$29,078	\$24,669	-	-	-	-	-	-
Bibb	Macon Police	\$62,130	\$29,141	\$25,584	-	-	-	-	-	-
Chatham	Chatham County Police	\$64,634	\$33,678	\$23,458	-	-	-	-	-	X
Chatham	Savannah Police	\$65,264	\$33,942	\$25,509	-	-	-	X	-	-
Cherokee	Cherokee County Sheriff	\$59,087	\$32,902	\$28,422	-	-	X	-	-	-
Clarke	Athens-Clarke County Police	\$57,599	\$31,564	\$25,055	-	-	-	X	-	-
Clayton	Clayton County Police	---	---	---	---	---	---	---	---	---
Cobb	Cobb County Police	\$62,254	\$37,627	\$31,137	-	-	X	X	-	-
Cobb	Marietta Police	\$85,000	\$30,680	\$28,621	-	-	X	X	X	X
Columbia	Columbia County Sheriff	\$75,000	\$24,918	\$22,588	-	-	-	X	-	-
De Kalb	De Kalb County Police	\$78,886	\$47,136	\$32,913	-	-	X	X	-	-
Dougherty	Albany Police	\$45,918	\$25,410	\$21,376	-	-	X	-	-	-
Douglas	Douglas County Sheriff	\$65,000	\$30,995	\$26,775	-	-	-	X	-	-
Forsyth	Forsyth County Sheriff	\$51,349	\$30,473	\$24,732	-	-	-	-	-	-
Fulton	Fulton County Police	\$82,886	\$49,288	\$32,000	-	-	-	X	-	-
Fulton	Atlanta Police	\$71,939	\$37,859	\$30,783	-	-	X	X	-	X
Fulton	East Point Police	\$78,000	\$31,000	\$29,355	-	-	-	-	-	-
Fulton	Roswell Police	\$59,446	\$36,483	\$30,014	-	-	-	X	-	-
Glynn	Glynn County Police	\$51,511	\$30,390	\$20,951	-	-	-	X	-	-
Gwinnett	Gwinnett County Police	\$99,999	\$33,589	\$26,603	-	-	-	X	-	-
Hall	Hall County Sheriff	\$67,442	\$28,745	\$26,062	-	-	X	X	-	-
Muscogee	Muscogee County Sheriff	\$68,000	\$30,339	\$23,771	-	-	-	X	-	-
Muscogee	Columbus Police	\$65,413	\$29,172	\$22,837	-	-	-	X	-	-
Richmond	Augusta-Richmond Co Sheriff	\$90,000	\$26,869	\$23,211	-	-	-	X	-	-

Table 6a - continued

County	Name of agency	Base annual starting salary			Collective bargaining for employees		Types of special pay authorized for officers			
		Chief or sheriff	Sergeant	Entry-level officer	Sworn	Civilian	Hazardous duty	Merit/performance	Shift differential	Special skills
HAWAII										
Hawaii	Hawaii County Police	\$66,384	\$39,036	\$30,876	X	X	X	-	X	X
Honolulu	Honolulu Police	\$98,000	\$40,692	\$33,348	X	X	X	-	X	-
Kauai	Kauai County Police	\$66,073	\$39,036	\$33,348	X	X	X	-	X	-
Maui	Maui County Police	\$78,276	\$39,036	\$33,348	X	X	X	-	X	-
IDAHO										
Ada	Boise Police	\$67,200	\$47,064	\$26,400	-	-	-	X	-	-
Canyon	Canyon County Sheriff	\$95,500	\$50,892	\$28,104	X	-	X	-	X	X
ILLINOIS										
Champaign	Champaign Police	\$77,664	\$53,405	\$36,760	X	X	-	-	-	-
Cook	Cook County Sheriff	---	---	---	---	---	---	---	---	---
Cook	Arlington Heights Police	\$78,932	\$49,518	\$42,186	X	-	-	-	-	-
Cook	Chicago Police	\$89,040	\$47,190	\$33,522	X	-	-	-	-	-
Cook	Cicero Police	\$95,000	\$59,617	\$41,875	X	-	-	-	-	-
Cook	Evanston Police	\$70,800	\$58,152	\$41,500	X	X	-	X	-	-
Cook	Oak Lawn Police	\$88,400	\$63,815	\$38,000	X	X	-	-	-	X
Cook	Oak Park Police	\$90,000	\$54,000	\$37,000	X	X	-	-	-	-
Cook	Schaumburg Police	\$71,757	\$61,387	\$37,666	X	-	-	X	-	X
Cook	Skokie Police	\$73,006	\$50,515	\$42,835	X	-	-	X	-	-
Du Page	Du Page County Sheriff	\$63,000	\$39,398	\$36,564	-	-	-	X	-	X
Du Page	Naperville Police	\$89,982	\$61,948	\$40,816	X	X	-	X	-	-
Kane	Aurora Police	\$75,046	\$64,085	\$32,968	X	X	-	-	X	-
Kane	Elgin Police	\$93,500	\$59,100	\$39,300	X	X	-	-	-	-
Lake	Lake County Sheriff	\$70,657	\$43,626	\$34,818	X	-	-	-	-	-
Lake	Waukegan Police	\$80,000	\$59,000	\$35,738	X	X	-	-	-	X
Macon	Decatur Police	\$59,717	\$49,457	\$32,832	X	X	-	-	X	X
Peoria	Peoria Police	\$90,000	\$42,069	\$32,818	X	X	-	X	X	-
Sangamon	Springfield Police	\$80,983	\$53,886	\$29,188	X	X	X	X	X	X
Will	Will County Sheriff	\$91,000	\$54,879	\$33,189	X	X	-	-	-	-
Will	Joliet Police	\$101,400	\$61,270	\$34,848	X	X	-	-	-	-
Winnebago	Winnebago County Sheriff	\$77,446	\$54,833	\$31,916	X	X	-	X	X	-
Winnebago	Rockford Police	\$70,658	\$47,813	\$30,074	X	X	-	X	X	X
INDIANA										
Allen	Allen County Sheriff	\$85,000	\$31,000	\$29,000	-	-	-	-	X	-
Allen	Fort Wayne Police	\$63,204	\$43,407	\$35,477	X	X	-	-	X	X
Delaware	Muncie Police	\$45,300	\$34,417	\$28,507	X	X	-	-	X	X
Elkhart	Elkhart Police	\$49,864	\$37,492	\$31,278	X	X	X	-	X	X
Howard	Kokomo Police	\$54,010	\$39,771	\$34,886	X	-	-	-	X	X
Lake	Lake County Sheriff	\$90,000	\$34,252	\$30,637	X	-	-	X	-	X
Lake	East Chicago Police	\$64,971	\$43,443	\$32,403	-	-	-	X	-	X
Lake	Gary Police	\$65,000	\$36,745	\$33,116	X	X	X	-	-	-
Lake	Hammond Police	\$51,241	\$39,568	\$27,585	-	-	-	-	X	X
Madison	Anderson Police	\$51,000	\$35,999	\$32,876	X	X	X	X	-	X
Marion	Marion County Sheriff	\$99,323	\$47,307	\$31,960	X	-	-	-	X	-
Marion	Indianapolis Police	\$74,997	\$44,832	\$39,801	-	-	X	-	X	-
St. Joseph	St. Joseph County Sheriff	\$95,000	\$37,257	\$30,074	-	-	X	-	X	-
St. Joseph	South Bend Police	\$59,400	\$37,500	\$31,275	-	-	X	-	X	-
Vanderburgh	Vanderburgh County Sheriff	\$103,579	\$39,089	\$33,513	-	X	-	X	X	X
Vanderburgh	Evansville Police	\$57,240	\$41,389	\$33,190	X	X	-	-	X	-
Vigo	Terre Haute Police	---	---	---	-	-	-	-	-	X
IOWA										
Black Hawk	Waterloo Police	\$55,000	\$35,000	\$29,000	X	X	-	-	X	-
Linn	Cedar Rapids Police	\$80,000	\$57,000	\$28,000	X	X	X	-	X	-
Polk	Polk County Sheriff	\$104,000	\$45,349	\$36,027	X	X	-	X	-	-
Polk	Des Moines Police	\$95,000	\$49,000	\$33,000	X	X	X	-	-	-
Pottawattamie	Council Bluffs Police	\$60,000	\$45,306	\$30,443	X	X	X	-	X	X
Scott	Davenport Police	\$73,319	\$41,777	\$32,852	X	X	-	-	X	X
Woodbury	Sioux City Police	\$52,160	\$45,320	\$31,399	X	X	-	-	X	-
KANSAS										
Douglas	Lawrence Police	\$56,378	\$38,204	\$29,868	-	-	-	X	X	X
Johnson	Johnson County Sheriff	\$94,806	\$41,413	\$31,054	-	-	-	X	X	-
Johnson	Olathe Police	\$84,942	\$45,102	\$31,000	-	-	-	X	-	-
Johnson	Overland Park Police	\$77,556	\$42,684	\$31,980	-	-	-	X	X	-
Sedgwick	Sedgwick County Sheriff	\$90,177	\$35,333	\$28,442	-	-	-	X	X	-
Sedgwick	Wichita Police	\$72,586	\$29,304	\$26,492	X	X	-	-	X	-
Shawnee	Topeka Police	\$58,846	\$45,365	\$26,125	X	X	X	-	X	-
Wyandotte	Kansas City Police	\$59,015	\$50,808	\$28,620	X	X	X	-	-	X

Table 6a - continued

County	Name of agency	Base annual starting salary			Collective bargaining for employees		Types of special pay authorized for officers			
		Chief or sheriff	Sergeant	Entry-level officer	Sworn	Civilian	Hazardous duty	Merit/performance	Shift differential	Special skills
KENTUCKY										
Fayette	Lexington-Fayette County Police	\$69,526	\$35,447	\$30,274	-	-	X	-	-	X
Jefferson	Jefferson County Police	\$98,619	\$41,724	\$27,830	X	X	X	-	-	-
Jefferson	Louisville Police	\$81,746	\$45,500	\$27,689	X	X	X	-	-	-
Kenton	Covington Police	\$72,000	\$46,200	\$27,200	X	X	-	-	X	X
LOUISIANA										
Ascension	Ascension Parish Sheriff	\$77,000	\$25,295	\$23,400	-	-	-	X	-	-
Bossier	Bossier Parish Sheriff	\$68,000	\$31,595	\$19,400	-	-	X	X	-	X
Bossier	Bossier Police	\$66,986	\$35,038	\$22,296	-	-	-	-	-	X
Caddo	Caddo Parish Sheriff	\$32,143	\$34,293	\$21,800	-	-	-	-	-	X
Caddo	Shreveport Police	\$79,524	\$29,844	\$23,868	-	-	-	-	-	-
Calcasieu	Calcasieu Parish Sheriff	\$95,700	\$58,380	\$20,400	-	-	-	-	-	-
Calcasieu	Lake Charles Police	\$50,000	\$22,000	\$18,500	X	X	-	-	X	X
E. Baton Rouge	E. Baton Rouge Parish Sheriff	\$78,102	\$26,172	\$24,012	-	-	X	X	-	-
E. Baton Rouge	Baton Rouge Police	\$56,985	\$24,851	\$22,719	X	X	X	-	X	-
Jefferson	Jefferson Parish Sheriff	\$73,164	\$27,600	\$22,800	-	-	X	-	-	X
Jefferson	Kenner Police	\$68,500	\$30,488	\$23,000	-	-	-	-	-	-
Lafayette	Lafayette Parish Sheriff	\$87,000	\$23,000	\$20,500	-	-	X	-	-	-
Lafayette	Lafayette Police	\$72,109	\$37,736	\$22,000	-	-	-	-	-	-
Lafourche	Lafourche Parish Sheriff	\$77,000	\$21,000	\$18,000	-	-	-	X	-	X
Livingston	Livingston Parish Sheriff	\$77,000	\$27,600	\$19,800	-	-	X	X	-	-
Morehouse	Morehouse Parish Sheriff	\$77,000	\$24,480	\$19,800	-	-	-	-	-	-
Orleans	Orleans Parish Sheriff	\$58,000	\$30,000	\$23,600	-	-	-	-	-	-
Orleans	New Orleans Police	\$65,000	\$33,492	\$25,164	-	-	X	-	X	-
Ouachita	Ouachita Parish Sheriff	\$83,478	\$39,398	\$27,315	X	-	-	-	-	-
Ouachita	Monroe Police	\$54,162	\$22,643	\$16,128	X	X	-	-	-	X
Plaquemines	Plaquemines Parish Sheriff	\$77,000	\$24,000	\$16,000	-	-	-	-	-	-
Rapides	Rapides Parish Sheriff	\$87,000	\$21,900	\$18,000	-	-	X	-	-	-
Rapides	Alexandria Police	\$60,858	\$25,056	\$19,464	X	X	-	-	X	-
St. Charles	St. Charles Parish Sheriff	\$75,000	\$28,068	\$23,448	-	-	-	-	-	-
St. John the Baptist	St. John the Baptist Sheriff	\$77,000	\$33,000	\$24,600	-	-	-	-	X	-
St. Landry	St. Landry Parish Sheriff	\$75,000	\$25,000	\$19,800	-	-	-	-	-	-
St. Martin	St. Martin Parish Sheriff	\$77,000	\$20,064	\$16,800	-	-	-	-	-	-
St. Tammany	St. Tammany Parish Sheriff	\$87,000	\$23,500	\$21,000	-	-	X	X	-	-
Terrebonne	Terrebonne Parish Sheriff	\$84,700	\$21,000	\$20,000	-	-	-	-	-	-
MAINE										
Cumberland	Portland Police	\$66,500	\$38,400	\$24,800	X	X	-	-	X	X
MARYLAND										
Anne Arundel	Anne Arundel County Police	\$64,082	\$39,685	\$28,712	X	X	-	X	X	-
Anne Arundel	Annapolis Police	\$67,750	\$38,070	\$28,408	X	X	-	-	X	-
Baltimore	Baltimore County Police	\$110,027	\$40,058	\$31,343	X	X	-	-	X	-
Baltimore(city)	Baltimore Police	\$137,000	\$45,286	\$31,000	X	X	X	X	X	-
Charles	Charles County Sheriff	\$82,700	\$44,783	\$33,682	-	-	-	-	X	-
Harford	Harford County Sheriff	\$70,000	\$32,552	\$27,310	-	-	-	-	X	-
Howard	Howard County Police	\$90,064	\$48,027	\$35,235	X	-	-	X	X	X
Montgomery	Montgomery County Police	\$150,000	\$44,043	\$32,913	X	X	-	-	X	X
Prince George's	Prince George's County Police	\$77,324	\$40,796	\$31,227	X	X	-	X	X	X
MASSACHUSETTS										
Bristol	Fall River Police	\$74,050	\$39,313	\$29,564	X	X	-	X	X	-
Bristol	New Bedford Police	\$105,480	\$45,995	\$28,473	X	X	-	-	X	-
Bristol	Taunton Police	\$71,418	\$42,414	\$33,713	X	X	X	-	X	X
Essex	Lawrence Police	\$100,000	\$41,519	\$30,447	X	X	-	-	X	-
Essex	Lynn Police	\$76,445	\$44,338	\$29,380	X	X	-	-	X	X
Hampden	Chicopee Police	\$76,572	\$45,943	\$38,286	X	X	-	-	-	-
Hampden	Holyoke Police	\$72,499	\$50,700	\$35,009	X	X	-	-	-	X
Hampden	Springfield Police	\$76,000	\$48,000	\$33,072	X	X	-	-	-	-
Middlesex	Cambridge Police	\$118,000	\$48,291	\$29,500	X	X	X	-	X	-
Middlesex	Framingham Police	\$85,000	\$47,000	\$33,395	X	-	X	-	X	X
Middlesex	Lowell Police	\$90,003	\$54,800	\$28,113	X	X	-	-	-	-
Middlesex	Malden Police	\$75,647	\$42,849	\$36,599	X	-	X	-	X	-
Middlesex	Medford Police	---	---	---	---	---	---	---	---	---
Middlesex	Newton Police	\$125,000	\$45,168	\$35,119	X	X	X	-	X	X
Middlesex	Somerville Police	\$84,000	\$38,000	\$32,000	X	-	-	-	X	-
Middlesex	Waltham Police	\$77,856	\$42,953	\$36,810	X	-	-	-	X	-
Norfolk	Brookline Police	\$98,000	\$45,812	\$38,160	X	X	-	-	X	X
Norfolk	Quincy Police	\$86,930	\$44,901	\$30,811	X	X	-	-	X	-
Plymouth	Brockton Police	\$81,689	\$47,460	\$30,322	X	X	X	-	X	-
Suffolk	Boston Police	\$121,215	\$66,752	\$42,717	X	X	X	X	X	X
Suffolk	Revere Police	---	---	---	---	---	---	---	---	---
Worcester	Worcester Police	\$91,058	\$45,207	\$37,652	X	X	-	-	-	-

Table 6a - continued

County	Name of agency	Base annual starting salary			Collective bargaining for employees		Types of special pay authorized for officers			
		Chief or sheriff	Sergeant	Entry-level officer	Sworn	Civilian	Hazardous duty	Merit/performance	Shift differential	Special skills
MICHIGAN										
Calhoun	Battle Creek Police	\$63,000	\$47,580	\$29,800	X	X	-	-	-	X
Genesee	Genesee County Sheriff	\$76,131	\$35,453	\$27,075	X	-	-	-	X	X
Genesee	Flint Police	\$72,500	\$44,795	\$29,841	X	X	-	-	X	-
Ingham	Lansing Police	\$82,118	\$47,403	\$32,115	X	X	-	-	X	-
Kalamazoo	Kalamazoo County Sheriff	\$74,850	\$40,839	\$35,461	X	X	-	-	X	X
Kalamazoo	Kalamazoo Police	\$92,000	\$62,000	\$39,000	X	X	-	X	X	-
Kent	Kent County Sheriff	\$109,124	\$42,171	\$28,814	X	-	-	-	-	-
Kent	Grand Rapids Police	\$77,910	\$53,826	\$32,035	X	X	-	X	X	-
Kent	Wyoming Police	\$78,000	\$48,000	\$39,000	X	X	-	-	X	-
Macomb	Macomb County Sheriff	\$78,000	\$47,315	\$25,589	X	X	X	-	X	-
Macomb	Sterling Heights Police	\$64,000	\$64,912	\$34,018	X	X	-	-	X	-
Macomb	Warren Police	\$85,920	\$64,554	\$37,281	X	X	X	-	X	-
Oakland	Oakland County Sheriff	\$103,015	\$53,727	\$37,217	X	X	X	X	X	X
Oakland	Farmington Hills Police	\$91,641	\$59,357	\$35,839	X	X	-	-	X	X
Oakland	Pontiac Police	\$73,319	\$50,378	\$32,710	X	X	-	-	X	-
Oakland	Royal Oak Police	\$55,000	\$51,155	\$32,783	X	X	-	-	X	-
Oakland	Southfield Police	\$64,521	\$56,526	\$34,363	X	X	-	-	X	-
Oakland	Troy Police	\$64,560	\$55,520	\$31,299	X	X	-	-	X	-
Saginaw	Saginaw Police	\$60,026	\$46,363	\$31,657	X	X	-	-	X	-
Washtenaw	Washtenaw County Sheriff	\$83,478	\$39,398	\$27,315	X	-	-	-	-	-
Washtenaw	Ann Arbor Police	\$84,000	\$57,616	\$32,073	X	X	-	-	-	-
Wayne	Wayne County Sheriff	\$109,980	\$54,017	\$26,836	X	X	-	-	X	X
Wayne	Dearborn Police	\$84,264	\$58,626	\$34,570	X	-	-	-	X	X
Wayne	Detroit Police	\$93,300	\$53,508	\$28,053	X	X	-	X	X	-
Wayne	Livonia Police	\$80,000	\$56,180	\$36,379	X	X	-	X	-	X
Wayne	Taylor Police	\$88,000	\$47,569	\$27,810	X	X	X	-	X	-
Wayne	Westland Police	\$77,656	\$58,231	\$32,699	X	X	-	-	X	-
MINNESOTA										
Hennepin	Hennepin County Sheriff	\$110,000	\$34,020	\$39,500	X	X	-	X	X	-
Hennepin	Bloomington Police	\$85,500	\$56,000	\$34,800	X	X	X	-	X	-
Hennepin	Minneapolis Police	\$106,080	\$53,508	\$32,214	X	X	-	-	X	-
Olmsted	Rochester Police	\$89,816	\$57,794	\$37,702	X	X	-	X	X	-
Ramsey	Ramsey County Sheriff	\$83,478	\$39,398	\$27,315	X	-	-	-	-	-
Ramsey	St. Paul Police	\$78,465	\$44,478	\$37,860	X	X	X	X	X	X
St. Louis	Duluth Police	\$76,000	\$50,000	\$38,000	X	X	-	X	X	X
MISSISSIPPI										
Forrest	Hattiesburg Police	\$42,000	\$31,200	\$22,000	-	-	-	X	-	-
Harrison	Harrison County Sheriff	\$70,000	\$28,500	\$24,050	-	-	-	-	-	-
Harrison	Biloxi Police	\$64,520	\$33,031	\$25,468	-	-	X	-	-	X
Harrison	Gulfport Police	\$55,938	\$29,120	\$21,632	-	-	-	-	-	X
Hinds	Jackson Police	\$65,000	\$32,000	\$22,300	-	-	-	-	-	-
Lauderdale	Meridian Police	\$40,428	\$26,486	\$20,616	X	X	-	-	X	X
Lee	Tupelo Police	\$57,504	\$31,616	\$22,743	-	-	-	X	-	X
Warren	Vicksburg Police	\$49,000	\$28,035	\$25,000	-	-	-	-	-	-
Washington	Greenville Police	\$55,693	\$28,270	\$25,368	-	-	-	X	-	-
MISSOURI										
Boone	Columbia Police	\$57,339	\$35,206	\$27,583	-	-	-	X	X	X
Buchanan	St. Joseph Police	\$58,000	\$32,490	\$26,416	-	-	-	-	-	-
Greene	Springfield Police	\$65,832	\$48,144	\$37,835	-	-	-	X	-	-
Jackson	Independence Police	\$67,260	\$40,555	\$26,811	X	X	-	-	X	-
Jackson	Kansas City Police	\$86,880	\$52,716	\$30,156	-	-	-	-	X	-
Jefferson	Jefferson County Sheriff	\$46,000	\$34,000	\$24,000	-	-	-	-	-	-
St. Charles	St. Charles County Sheriff	\$62,500	\$36,532	\$31,992	-	-	-	-	-	-
St. Charles	St. Charles Police	---	---	---	---	---	---	---	---	---
St. Louis	St. Louis County Police	\$64,083	\$41,315	\$34,842	-	-	X	-	-	-
St. Louis(city)	St. Louis Police	\$83,631	\$43,920	\$29,674	-	-	-	X	X	-
MONTANA										
Yellowstone	Billings Police	\$61,568	\$35,610	\$30,347	X	X	-	X	X	-
NEBRASKA										
Douglas	Douglas County Sheriff	\$98,544	\$42,848	\$30,472	X	X	-	-	X	X
Douglas	Omaha Police	\$96,015	\$48,997	\$30,641	X	X	X	X	X	X
Lancaster	Lincoln Police	\$50,054	\$41,335	\$29,020	X	X	-	-	X	-
Sarpy	Sarpy County Sheriff	\$62,269	\$45,148	\$31,541	X	X	X	-	-	-

Table 6a - continued

County	Name of agency	Base annual starting salary			Collective bargaining for employees		Types of special pay authorized for officers			
		Chief or sheriff	Sergeant	Entry-level officer	Sworn	Civilian	Hazardous duty	Merit/performance	Shift differential	Special skills
NEVADA										
Clark	Las Vegas Metropolitan Police	\$84,000	\$51,180	\$37,217	X	X	X	X	X	X
Clark	Henderson Police	\$88,320	\$50,536	\$41,917	X	X	X	X	X	X
Clark	North Las Vegas Police	\$75,557	\$68,195	\$37,770	X	X	X	X	X	-
Washoe	Washoe County Sheriff	\$78,000	\$52,624	\$34,860	X	X	X	-	X	-
Washoe	Reno Police	\$79,825	\$50,515	\$31,853	X	X	X	X	X	-
NEW HAMPSHIRE										
Hillsborough	Manchester Police	\$72,329	\$42,096	\$34,363	X	X	-	X	-	X
Hillsborough	Nashua Police	\$85,500	\$52,880	\$30,047	X	X	-	-	-	-
NEW JERSEY										
Atlantic	Atlantic City Police	\$113,840	\$63,368	\$34,392	X	X	-	-	X	X
Bergen	Hackensack Police	\$104,214	\$76,410	\$24,821	X	X	-	-	-	-
Camden	Camden Police	\$120,000	\$62,510	\$32,228	X	X	-	-	X	-
Camden	Cherry Hill Police	\$85,000	\$65,907	\$26,910	X	X	-	-	-	-
Cape May	Cape May County Sheriff	\$80,000	\$49,000	\$22,000	X	X	-	-	-	-
Cumberland	Vineland Police	\$99,000	\$65,623	\$29,273	X	-	-	-	X	-
Essex	Belleville Police	\$116,000	\$72,300	\$23,000	X	-	-	-	-	X
Essex	Bloomfield Police	\$72,499	\$56,415	\$19,760	X	X	-	-	-	-
Essex	East Orange Police	\$96,000	\$58,000	\$39,000	X	X	-	-	-	-
Essex	Irvington Police	\$95,000	\$68,000	\$38,000	X	X	-	-	-	-
Essex	Montclair Police	\$90,508	\$59,655	\$32,856	X	-	-	X	-	X
Essex	Newark Police	\$109,595	\$58,708	\$24,558	X	-	-	-	X	-
Essex	Orange Police	\$77,000	\$62,000	\$25,000	X	X	-	-	-	-
Essex	West Orange Police	\$110,000	\$63,560	\$29,558	X	X	-	-	-	-
Hudson	Hudson County Sheriff	\$78,000	\$49,000	\$24,000	X	X	-	-	-	-
Hudson	Bayonne Police	\$115,381	\$61,083	\$31,522	X	X	-	-	-	-
Hudson	Hoboken Police	\$114,452	\$60,906	\$23,400	X	X	-	-	-	-
Hudson	Jersey City Police	\$105,858	\$74,252	\$35,362	X	X	-	-	-	-
Hudson	Kearny Police	\$72,499	\$46,073	\$29,558	X	-	-	-	-	-
Hudson	North Bergen Police	\$130,000	\$67,000	\$23,000	X	-	-	-	-	-
Hudson	Union City Police	\$120,000	\$72,000	\$23,580	X	-	-	-	-	-
Hudson	West New York Police	\$90,000	\$65,020	\$23,340	X	X	-	-	-	-
Mercer	Hamilton Police	\$107,000	---	---	X	X	-	-	-	-
Mercer	Trenton Police	\$86,153	\$57,500	\$23,000	X	X	-	-	X	X
Middlesex	Edison Police	---	---	---	---	---	---	---	---	---
Middlesex	New Brunswick Police	\$105,000	\$70,000	\$25,000	X	X	-	-	-	-
Middlesex	Perth Amboy Police	\$65,000	\$67,100	\$27,000	X	X	-	-	X	-
Middlesex	Woodbridge Police	\$115,190	\$72,612	\$36,997	X	X	-	-	-	-
Morris	Parsippany Police	\$100,000	\$70,477	\$27,000	X	-	-	-	-	-
Ocean	Brick Township Police	\$117,000	\$75,000	\$31,900	X	X	-	-	-	-
Ocean	Dover Township Police	\$104,000	\$85,000	\$30,000	X	X	-	-	-	-
Passaic	Passaic County Sheriff	\$114,000	\$67,000	\$23,000	X	X	-	-	X	-
Passaic	Clifton Police	\$95,123	\$70,610	\$26,738	X	X	-	-	X	X
Passaic	Passaic Police	\$110,000	\$70,880	\$32,268	X	X	-	-	-	-
Passaic	Paterson Police	---	---	---	---	---	---	---	---	---
Passaic	Wayne Police	\$109,647	\$81,507	\$49,632	X	X	-	-	-	X
Union	Elizabeth Police	\$104,908	\$64,949	\$32,704	X	X	-	-	-	-
Union	Linden Police	\$106,000	\$67,032	\$33,381	X	X	-	-	-	-
Union	Plainfield Police	\$79,033	\$54,771	\$35,641	X	X	-	-	-	-
Union	Union Police	\$122,031	\$72,372	\$31,202	X	X	-	-	-	-
NEW MEXICO										
Bernalillo	Bernalillo County Sheriff	\$51,600	\$41,621	\$27,000	X	X	X	-	X	X
Bernalillo	Albuquerque Police	\$100,000	\$41,308	\$31,408	X	X	X	-	X	X
Dona Ana	Las Cruces Police	\$74,000	\$38,000	\$21,860	X	X	X	-	-	X
Santa Fe	Santa Fe Police	\$58,900	\$44,532	\$26,333	X	X	X	X	X	X
NEW YORK										
Albany	Albany County Sheriff	\$84,000	\$40,000	\$30,000	X	X	-	-	X	-
Albany	Albany Police	\$78,959	\$49,618	\$34,854	X	X	-	-	-	-
Albany	Colonie Police	\$80,533	\$60,855	\$37,019	X	X	-	-	X	X
Broome	Binghamton Police	\$70,000	\$46,000	\$26,000	X	X	-	-	X	-
Dutchess	Dutchess County Sheriff	\$97,000	\$42,000	\$36,000	X	X	-	-	X	X
Erie	Erie County Sheriff	\$51,124	\$38,432	\$33,840	X	X	X	-	X	-
Erie	Amherst Police	\$86,941	\$54,963	\$33,192	X	X	-	-	X	X
Erie	Buffalo Police	\$97,889	\$56,560	\$36,131	X	X	-	-	X	-
Erie	Cheektowaga Police	\$84,300	\$57,003	\$37,579	X	X	-	-	X	-
Erie	Tonawanda Police	\$80,777	\$63,561	\$40,304	X	X	-	-	X	-
Monroe	Monroe County Sheriff	\$123,030	\$36,612	\$31,951	X	X	-	-	X	-
Monroe	Rochester Police	\$81,072	\$49,030	\$26,000	X	-	-	-	X	-

Table 6a - continued

County	Name of agency	Base annual starting salary			Collective bargaining for employees		Types of special pay authorized for officers			
		Chief or sheriff	Sergeant	Entry-level officer	Sworn	Civilian	Hazardous duty	Merit/performance	Shift differential	Special skills
NEW YORK (cont)										
Nassau	Nassau County Police	\$142,096	\$87,374	\$30,000	X	X	-	-	X	X
Nassau	Hempstead Police	\$119,925	\$80,576	\$29,000	X	X	-	-	-	-
New York City	New York City Police	\$150,500	\$55,413	\$31,305	X	X	-	-	X	-
Niagara	Niagara County Sheriff	\$79,866	\$47,799	\$30,368	X	X	-	-	X	-
Niagara	Niagara Falls Police	\$67,000	\$41,000	\$37,859	X	X	-	-	X	X
Oneida	Utica Police	\$72,637	\$45,102	\$28,894	X	X	-	-	X	-
Onondaga	Onondaga County Sheriff	\$69,546	\$41,005	\$29,357	X	X	-	-	X	-
Onondaga	Syracuse Police	\$74,332	\$46,099	\$27,525	X	X	-	-	X	-
Rensselaer	Troy Police	\$73,000	\$43,246	\$37,491	X	-	-	-	X	X
Rockland	Rockland County Sheriff	\$75,000	\$60,000	\$29,000	X	X	-	-	X	-
Rockland	Clarkstown Police	\$164,618	\$87,843	\$42,057	X	X	-	-	X	-
Rockland	Ramapo Police	\$133,000	\$80,000	\$31,500	X	-	-	-	X	-
Schenectady	Schenectady Police	\$68,885	\$49,499	\$30,617	X	X	-	-	-	-
Suffolk	Suffolk County Sheriff	\$130,000	\$55,724	\$28,814	X	X	-	-	X	-
Suffolk	Suffolk County Police	\$105,311	\$83,350	\$40,985	X	X	X	-	X	-
Westchester	Westchester County Police	\$122,000	\$74,320	\$34,755	X	X	X	-	X	-
Westchester	Greenburgh Police	\$105,921	\$74,774	\$30,000	X	X	-	-	-	-
Westchester	Mt. Vernon Police	\$84,848	\$62,947	\$29,514	X	X	-	-	-	-
Westchester	New Rochelle Police	\$115,000	\$70,000	\$35,000	X	X	-	-	-	-
Westchester	White Plains Police	\$111,800	\$64,740	\$36,895	X	X	-	-	X	-
Westchester	Yonkers Police	\$119,000	\$67,899	\$37,000	X	X	-	-	X	X
NORTH CAROLINA										
Alamance	Burlington Police	\$53,040	\$31,284	\$25,080	-	X	-	X	-	-
Buncombe	Buncombe County Sheriff	\$61,470	\$31,769	\$25,470	-	-	-	-	X	-
Buncombe	Asheville Police	\$56,990	\$31,729	\$24,500	-	-	-	X	-	X
Cabarrus	Cabarrus County Sheriff	\$55,982	\$32,741	\$25,643	-	-	-	X	-	-
Catawba	Hickory Police	\$53,874	\$30,974	\$25,198	-	-	-	X	-	-
Cumberland	Cumberland County Sheriff	\$107,000	\$31,176	\$27,153	-	-	-	X	-	-
Cumberland	Fayetteville Police	\$46,788	\$34,147	\$28,000	-	-	-	X	-	X
Davidson	Davidson County Sheriff	\$70,298	\$28,134	\$23,192	-	-	-	-	-	-
Durham	Durham County Sheriff	\$51,000	\$33,370	\$27,388	-	-	-	X	-	X
Durham	Durham Police	\$75,843	\$39,134	\$29,470	-	-	-	X	-	-
Forsyth	Forsyth County Sheriff	\$62,940	\$34,777	\$28,098	-	-	-	X	-	-
Forsyth	Winston-Salem Police	\$85,500	\$45,515	\$27,500	-	-	-	X	-	-
Gaston	Gaston County Police	\$66,536	\$35,888	\$27,276	-	-	-	-	-	X
Gaston	Gastonia Police	\$55,000	\$31,803	\$26,234	-	-	-	-	-	-
Guilford	Guilford County Sheriff	\$97,500	\$32,345	\$26,611	-	-	-	X	X	X
Guilford	Greensboro Police	\$78,959	\$40,392	\$27,108	-	-	-	X	-	-
Guilford	High Point Police	\$59,408	\$34,507	\$25,663	-	-	-	X	-	X
Mecklenburg	Charlotte-Mecklenburg Police	\$95,555	\$54,735	\$28,300	-	-	-	X	-	-
Nash	Rocky Mount Police	\$70,905	\$32,089	\$25,200	-	-	-	X	-	-
New Hanover	Wilmington Police	\$74,488	\$38,307	\$29,410	-	-	-	X	-	-
Orange	Orange County Sheriff	\$56,524	\$33,052	\$28,552	-	-	-	X	-	-
Pitt	Greenville Police	\$79,779	\$37,553	\$31,409	-	-	-	X	-	-
Rowan	Rowan County Sheriff	\$53,145	\$29,455	\$24,199	-	-	-	X	-	-
Union	Union County Sheriff	\$44,839	\$34,349	\$26,290	-	-	-	X	-	-
Wake	Wake County Sheriff	\$96,000	\$33,840	\$28,000	-	-	-	-	-	-
Wake	Raleigh Police	\$57,280	\$31,895	\$30,618	-	-	-	X	-	-
Wilson	Wilson Police	\$61,110	\$35,700	\$23,415	-	-	-	X	-	X
OHIO										
Butler	Butler County Sheriff	\$72,333	\$43,523	\$29,502	X	X	-	X	-	-
Butler	Hamilton Police	\$67,850	\$55,069	\$30,795	X	X	X	X	-	-
Clark	Clark County Sheriff	\$62,000	\$47,778	\$31,668	X	X	-	-	-	-
Clark	Springfield Police	\$59,883	\$44,283	\$32,718	X	-	-	X	X	-
Cuyahoga	Cleveland Police	\$69,682	\$50,068	\$37,880	X	X	-	-	X	-
Cuyahoga	Cleveland Heights Police	---	---	---	X	-	-	X	-	X
Cuyahoga	Euclid Police	\$78,403	\$47,466	\$37,448	X	X	-	-	X	X
Franklin	Franklin County Sheriff	\$109,124	\$54,849	\$27,601	X	-	-	-	X	-
Franklin	Columbus Police	\$112,340	\$55,577	\$30,763	X	X	-	-	X	-
Hamilton	Hamilton County Sheriff	\$109,124	\$52,433	\$30,480	X	-	-	-	-	-
Hamilton	Cincinnati Police	\$81,746	\$51,346	\$37,487	X	X	-	-	X	-
Lorain	Lorain Police	\$75,000	\$45,221	\$39,668	X	X	-	-	X	-
Lucas	Lucas County Sheriff	\$85,000	\$39,440	\$18,930	X	X	-	-	-	-
Lucas	Toledo Police	\$88,504	\$46,363	\$36,531	X	X	X	-	X	X
Mahoning	Youngstown Police	\$58,749	\$43,829	\$25,871	X	-	X	-	X	-
Montgomery	Montgomery County Sheriff	\$80,746	\$50,482	\$37,877	X	X	-	-	-	-
Montgomery	Dayton Police	\$78,959	\$50,060	\$38,391	X	X	-	-	X	-
Stark	Stark County Sheriff	\$70,250	\$36,730	\$27,830	X	X	-	-	-	-
Stark	Canton Police	\$68,734	\$41,028	\$33,916	X	X	-	-	X	-
Summit	Summit County Sheriff	\$83,478	\$41,907	\$28,758	X	X	-	-	-	-
Summit	Akron Police	\$79,830	\$44,117	\$36,317	X	X	-	-	-	-

Table 6a - continued

County	Name of agency	Base annual starting salary			Collective bargaining for employees		Types of special pay authorized for officers			
		Chief or sheriff	Sergeant	Entry-level officer	Sworn	Civilian	Hazardous duty	Merit/performance	Shift differential	Special skills
OKLAHOMA										
Cleveland	Norman Police	\$66,278	\$37,857	\$26,530	X	X	-	X	-	-
Comanche	Lawton Police	\$57,000	\$29,000	\$24,000	X	-	-	X	X	X
Oklahoma	Oklahoma County Sheriff	\$69,937	\$27,264	\$23,604	-	-	-	-	-	-
Oklahoma	Oklahoma City Police	\$78,883	\$51,687	\$29,440	X	X	-	-	X	X
Tulsa	Tulsa County Sheriff	\$68,950	\$30,768	\$23,076	-	-	-	X	-	-
Tulsa	Tulsa Police	\$77,058	\$44,706	\$29,398	X	-	-	X	-	X
OREGON										
Clackamas	Clackamas County Sheriff	\$94,224	\$48,534	\$35,074	X	X	-	-	-	-
Douglas	Douglas County Sheriff	\$63,763	\$42,120	\$30,888	X	-	-	X	-	-
Jackson	Jackson County Sheriff	\$69,243	\$47,000	\$33,000	X	X	-	X	X	X
Lane	Lane County Sheriff	\$83,388	\$52,464	\$37,560	X	X	-	X	-	X
Lane	Eugene Police	\$73,980	\$38,040	\$31,560	X	X	-	X	-	-
Marion	Salem Police	\$66,503	\$63,419	\$39,915	X	X	X	-	-	X
Multnomah	Gresham Police	\$78,864	\$48,060	\$37,212	X	X	X	X	-	X
Multnomah	Portland Police	\$96,034	\$54,995	\$32,989	X	X	X	-	-	-
Washington	Washington County Sheriff	\$103,680	\$52,068	\$38,640	X	-	X	X	-	X
Washington	Beaverton Police	\$68,952	\$43,080	\$37,152	X	X	X	X	-	-
PENNSYLVANIA										
Allegheny	Allegheny County Sheriff	\$64,000	\$48,395	\$24,930	X	-	-	-	-	-
Allegheny	Allegheny County Police	\$78,000	\$57,867	\$31,890	X	X	-	-	-	-
Allegheny	Pittsburgh Police	\$84,046	\$50,610	\$31,491	X	X	-	-	X	-
Berks	Reading Police	\$60,000	\$42,941	\$35,269	X	X	X	-	X	-
Dauphin	Harrisburg Police	\$65,000	\$47,000	\$38,700	X	X	-	-	X	-
Delaware	Chester Police	\$77,000	\$39,000	\$26,500	X	-	-	-	X	-
Delaware	Upper Darby Township Police	\$75,963	\$49,428	\$31,923	X	-	-	-	X	-
Erie	Erie Police	\$61,589	\$40,604	\$23,203	X	X	-	-	X	-
Lackawanna	Scranton Police	\$43,403	\$37,254	\$29,650	X	X	-	-	-	-
Lancaster	Lancaster Police	\$70,000	\$46,800	\$28,500	X	X	-	-	X	-
Lehigh	Allentown Police	\$65,000	\$33,000	\$30,298	X	X	-	-	X	-
Montgomery	Lower Merion Township Police	\$83,000	\$55,500	\$28,000	X	X	-	-	X	-
Northampton	Bethlehem Police	\$63,259	\$46,436	\$29,730	X	-	-	-	X	-
Philadelphia	Philadelphia Police	\$126,000	\$44,997	\$31,710	X	X	X	-	X	X
RHODE ISLAND										
Kent	Warwick Police	\$77,108	\$49,914	\$27,050	X	X	-	-	X	-
Providence	Cranston Police	\$80,768	\$47,494	\$40,274	X	X	-	-	-	-
Providence	Pawtucket Police	\$69,774	\$43,177	\$33,599	X	X	-	-	-	-
Providence	Providence Police	\$84,182	\$46,747	\$40,836	X	X	-	-	X	-
SOUTH CAROLINA										
Anderson	Anderson County Sheriff	\$51,941	\$27,731	\$22,973	-	-	-	-	X	-
Beaufort	Beaufort County Sheriff	\$61,000	\$32,158	\$24,554	-	-	-	X	X	-
Charleston	Charleston County Sheriff	\$90,459	\$35,048	\$27,082	-	-	-	X	-	X
Charleston	Charleston Police	\$110,000	\$32,990	\$27,141	-	-	X	-	-	-
Charleston	North Charleston Police	\$84,132	\$27,231	\$20,679	-	-	-	X	-	-
Florence	Florence County Sheriff	\$78,500	\$27,256	\$22,232	-	-	-	X	-	-
Greenville	Greenville County Sheriff	\$67,957	\$31,705	\$25,113	-	-	-	X	-	-
Greenville	Greenville Police	\$61,000	\$30,516	\$23,676	-	-	-	X	-	-
Horry	Horry County Police	\$54,463	\$29,001	\$24,370	-	-	X	X	-	-
Horry	Myrtle Beach Police	\$62,252	\$34,420	\$28,250	-	-	-	X	-	-
Lexington	Lexington County Sheriff	\$82,000	\$34,436	\$26,923	-	-	-	X	-	-
Richland	Richland County Sheriff	\$85,000	\$30,401	\$25,510	-	-	-	-	-	-
Richland	Columbia Police	\$78,959	\$31,677	\$24,820	-	-	-	X	-	-
Spartanburg	Spartanburg County Sheriff	\$60,000	\$33,000	\$25,000	-	-	-	X	-	X
Spartanburg	Spartanburg Police	\$52,591	\$13,750	\$12,280	-	-	-	X	-	-
SOUTH DAKOTA										
Minnehaha	Sioux Falls Police	\$61,734	\$40,726	\$30,347	X	X	-	-	X	-
TENNESSEE										
Blount	Blount County Sheriff	\$37,148	\$26,395	\$23,940	-	-	-	X	-	-
Davidson	Nashville Metropolitan Police	\$79,420	\$36,489	\$29,998	-	-	-	-	X	-
Hamilton	Hamilton County Sheriff	\$82,000	\$37,980	\$30,406	X	-	-	-	-	-
Hamilton	Chattanooga Police	\$109,577	\$32,594	\$26,703	-	-	X	-	-	-
Knox	Knox County Sheriff	\$95,821	\$27,425	\$23,653	-	-	X	X	-	-
Knox	Knoxville Police	\$117,900	\$33,392	\$26,737	-	-	-	X	-	-

Table 6a - continued

County	Name of agency	Base annual starting salary			Collective bargaining for employees		Types of special pay authorized for officers			
		Chief or sheriff	Sergeant	Entry-level officer	Sworn	Civilian	Hazardous duty	Merit/performance	Shift differential	Special skills
TENNESSEE (cont)										
Madison	Jackson Police	\$62,751	\$37,728	\$26,437	-	-	-	-	-	-
Montgomery	Clarksville Police	\$55,800	\$32,560	\$25,499	-	-	-	-	-	X
Rutherford	Murfreesboro Police	\$67,958	\$39,847	\$26,278	-	-	-	-	-	-
Shelby	Shelby County Sheriff	\$103,508	\$42,719	\$30,857	X	-	-	-	-	-
Shelby	Memphis Police	\$78,888	\$34,752	\$32,406	X	-	X	-	X	-
Sullivan	Sullivan County Sheriff	\$74,705	\$26,083	\$21,445	-	-	-	X	X	-
Washington	Johnson City Police	\$48,259	\$28,347	\$23,049	-	-	X	X	-	-
TEXAS										
Bell	Killeen Police	\$85,000	\$40,416	\$27,324	-	-	-	-	X	X
Bell	Temple Police	\$75,963	\$36,850	\$26,959	-	-	-	-	X	X
Bexar	Bexar County Sheriff	\$82,570	\$36,336	\$25,212	-	-	-	X	-	-
Bexar	San Antonio Police	\$79,932	\$50,412	\$31,896	X	-	-	-	X	X
Brazoria	Brazoria County Sheriff	\$58,800	\$29,203	\$26,104	-	-	-	-	-	X
Cameron	Brownsville Police	\$73,590	\$40,075	\$24,504	X	-	-	-	-	-
Cameron	Harlingen Police	\$56,000	\$35,800	\$23,000	-	-	-	-	-	-
Collin	Plano Police	\$81,573	\$55,278	\$40,159	-	-	-	-	-	X
Dallas	Dallas County Sheriff	\$54,000	\$38,000	\$30,000	-	-	-	-	-	-
Dallas	Carrollton Police	\$102,000	\$52,795	\$38,134	-	-	-	-	-	-
Dallas	Dallas Police	\$72,598	\$37,495	\$29,432	-	-	X	X	X	X
Dallas	Garland Police	\$78,959	\$57,678	\$37,315	-	-	-	-	-	-
Dallas	Grand Prairie Police	\$89,982	\$49,524	\$33,276	-	-	X	-	-	-
Dallas	Irving Police	\$79,944	\$40,464	\$33,852	-	-	-	-	X	X
Dallas	Mesquite Police	\$104,093	\$47,280	\$36,276	-	-	-	-	-	-
Dallas	Richardson Police	\$120,228	\$52,704	\$37,536	-	-	-	X	-	-
Denton	Denton County Sheriff	\$78,309	\$33,020	\$26,930	-	-	-	-	-	X
Denton	Denton Police	\$79,310	\$54,995	\$36,088	-	-	-	-	-	-
Ector	Odessa Police	\$73,319	\$32,580	\$21,360	-	-	-	X	-	-
El Paso	El Paso County Sheriff	\$70,199	\$43,711	\$28,178	X	X	-	-	-	-
El Paso	El Paso Police	\$68,132	\$42,705	\$27,530	X	-	X	-	X	X
Fort Bend	Fort Bend County Sheriff	\$76,027	\$32,020	\$28,379	-	-	X	X	X	-
Galveston	Galveston County Sheriff	\$83,478	\$39,398	\$27,315	X	-	-	-	-	-
Galveston	Galveston Police	\$69,457	\$38,348	\$29,426	X	-	-	-	X	X
Gregg	Longview Police	\$60,680	\$37,932	\$27,480	-	-	-	-	-	X
Harris	Harris County Sheriff	\$123,060	\$45,991	\$32,384	-	-	-	-	-	X
Harris	Baytown Police	\$60,000	\$47,148	\$29,700	-	-	-	-	-	X
Harris	Houston Police	\$78,208	\$44,419	\$30,524	X	-	X	X	X	X
Harris	Pasadena Police	\$80,369	\$51,189	\$35,188	-	-	-	-	-	X
Hidalgo	Hidalgo County Sheriff	\$60,223	\$30,068	\$24,996	-	-	-	-	-	-
Hidalgo	McAllen Police	\$77,002	\$36,650	\$30,909	X	-	X	-	-	-
Jefferson	Beaumont Police	\$90,000	\$45,400	\$32,000	X	-	-	-	X	X
Jefferson	Port Arthur Police	\$69,813	\$40,163	\$32,074	X	-	X	X	X	X
Lubbock	Lubbock Police	\$78,959	\$50,045	\$36,242	-	-	-	X	-	-
McLennan	McLennan County Sheriff	\$75,000	\$32,822	\$26,009	X	-	-	-	-	-
McLennan	Waco Police	\$49,620	\$43,548	\$29,640	-	-	-	-	X	X
Midland	Midland Police	\$78,200	\$34,000	\$29,000	-	-	-	X	-	-
Montgomery	Montgomery County Sheriff	\$63,345	\$30,236	\$22,809	-	-	-	-	-	-
Nueces	Nueces County Sheriff	\$63,419	\$27,480	\$24,887	-	-	-	-	-	-
Nueces	Corpus Christi Police	\$66,000	\$47,136	\$33,336	X	-	X	-	X	X
Potter	Amarillo Police	\$59,400	\$40,930	\$26,400	-	-	-	-	-	-
Smith	Smith County Sheriff	\$60,000	\$35,000	\$29,000	-	-	-	-	-	-
Smith	Tyler Police	\$74,000	\$42,480	\$29,232	-	-	X	-	X	-
Tarrant	Tarrant County Sheriff	\$87,600	\$31,128	\$27,168	-	-	-	X	X	-
Tarrant	Arlington Police	\$105,432	\$51,204	\$34,416	-	-	-	-	X	X
Tarrant	Fort Worth Police	\$68,676	\$50,988	\$34,476	-	-	-	-	X	X
Taylor	Abilene Police	\$89,982	\$41,640	\$28,920	-	-	-	-	-	-
Tom Green	San Angelo Police	\$70,000	\$36,100	\$26,500	-	-	-	-	-	-
Travis	Travis County Sheriff	\$90,211	\$45,936	\$30,339	-	-	-	-	-	-
Travis	Austin Police	\$78,886	\$50,846	\$32,473	X	-	-	-	X	X
Victoria	Victoria County Sheriff	\$55,703	\$31,533	\$29,432	-	-	-	-	-	-
Webb	Webb County Sheriff	\$71,949	\$29,344	\$26,561	X	X	-	-	-	-
Webb	Laredo Police	\$80,000	\$44,000	\$32,000	X	-	-	-	X	X
Wichita	Wichita Falls Police	\$82,623	\$43,280	\$37,325	-	-	-	-	-	-
Williamson	Williamson County Sheriff	\$62,090	\$39,785	\$28,131	-	-	-	X	-	-
UTAH										
Salt Lake	Salt Lake County Sheriff	\$79,884	\$35,901	\$23,261	-	-	-	X	-	-
Salt Lake	Salt Lake City Police	\$75,587	\$50,627	\$30,806	X	X	-	-	X	X
Salt Lake	West Valley City Police	\$71,260	\$47,500	\$30,000	-	-	-	X	-	-
Utah	Utah County Sheriff	\$72,000	\$39,754	\$30,108	-	-	-	X	-	-
Weber	Ogden Police	\$59,160	\$44,466	\$27,007	X	X	-	X	-	-

Table 6a - continued

County	Name of agency	Base annual starting salary			Collective bargaining for employees		Types of special pay authorized for officers			
		Chief or sheriff	Sergeant	Entry-level officer	Sworn	Civilian	Hazardous duty	Merit/performance	Shift differential	Special skills
VIRGINIA										
Albemarle	Albemarle County Police	\$57,000	\$34,000	\$26,000	-	-	-	X	X	X
Alexandria(city)	Alexandria Police	\$75,505	\$43,106	\$33,776	-	-	-	-	X	X
Arlington	Arlington County Police	\$73,300	\$45,610	\$34,634	-	-	-	X	X	-
Chesapeake(city)	Chesapeake Police	\$67,910	\$33,029	\$26,606	-	-	-	-	-	-
Chesterfield	Chesterfield County Police	\$78,959	\$37,631	\$28,829	-	-	-	X	-	-
Danville(city)	Danville Police	\$57,705	\$32,134	\$26,449	-	-	-	-	-	-
Fairfax	Fairfax County Police	\$73,438	\$48,577	\$36,477	-	-	-	X	X	-
Hampton(city)	Hampton Police	\$45,000	\$26,842	\$24,740	-	-	-	X	-	-
Hanover	Hanover County Sheriff	\$71,802	\$37,773	\$29,515	-	-	X	X	-	-
Henrico	Henrico County Police	\$73,500	\$38,126	\$28,777	-	-	-	X	-	-
Loudoun	Loudoun County Sheriff	\$90,000	\$37,300	\$28,000	-	-	-	X	-	X
Lynchburg(city)	Lynchburg Police	\$61,547	\$35,942	\$27,164	-	-	-	-	-	-
Newport News(city)	Newport News Police	\$94,785	\$39,000	\$25,450	-	-	-	X	-	X
Norfolk(city)	Norfolk Police	\$66,457	\$35,263	\$26,314	-	-	-	X	-	X
Portsmouth(city)	Portsmouth Police	\$59,408	\$33,313	\$26,138	-	-	X	-	-	-
Prince William	Prince William County Police	\$69,879	\$40,836	\$34,047	-	-	-	X	X	-
Richmond(city)	Richmond Police	\$81,746	\$41,307	\$30,731	-	-	-	X	X	-
Roanoke(city)	Roanoke Police	\$58,000	\$38,300	\$27,611	-	-	X	-	-	-
Suffolk(city)	Suffolk Police	\$61,858	\$32,126	\$28,409	-	-	-	X	-	-
Virginia Beach(city)	Virginia Beach Police	\$73,240	\$40,613	\$30,199	-	-	-	X	-	-
WASHINGTON										
Clark	Clark County Sheriff	\$91,224	\$43,868	\$37,835	X	X	-	X	X	X
Clark	Vancouver Police	\$76,608	\$50,532	\$41,856	X	X	-	-	X	-
King	King County Sheriff	\$119,342	\$54,975	\$36,568	X	X	X	-	-	X
King	Bellevue Police	\$98,000	\$56,424	\$40,044	X	X	X	-	-	-
King	Federal Way Police	\$87,100	\$56,576	\$43,173	X	X	-	X	-	-
King	Kent Police	\$76,869	\$69,706	\$45,201	X	X	-	-	-	X
King	Seattle Police	\$140,000	\$60,108	\$41,244	X	X	X	-	-	-
Kitsap	Kitsap County Sheriff	\$84,115	\$51,605	\$37,107	X	X	-	-	-	-
Pierce	Pierce County Sheriff	\$75,000	\$58,000	\$39,000	X	X	X	-	-	X
Pierce	Tacoma Police	\$93,080	\$59,987	\$39,499	X	X	-	-	X	X
Snohomish	Snohomish County Sheriff	\$94,623	\$54,573	\$36,678	X	X	X	-	X	X
Snohomish	Everett Police	\$75,358	\$68,280	\$41,664	X	X	-	-	-	X
Spokane	Spokane County Sheriff	\$82,000	\$52,694	\$34,296	X	X	-	-	-	X
Spokane	Spokane Police	\$82,893	\$61,450	\$31,403	X	X	X	-	X	X
Thurston	Thurston County Sheriff	\$76,390	\$48,984	\$35,484	X	X	-	-	-	X
Yakima	Yakima Police	\$59,902	\$56,512	\$38,458	X	X	-	-	-	-
WEST VIRGINIA										
Cabell	Huntington Police	\$48,641	\$32,803	\$24,824	X	X	-	-	X	-
Kanawha	Charleston Police	\$56,188	\$31,379	\$24,573	-	-	-	-	-	-
WISCONSIN										
Brown	Brown County Sheriff	\$50,000	\$27,000	\$26,375	X	X	-	-	X	X
Brown	Green Bay Police	\$62,500	\$50,592	\$31,136	X	X	-	-	X	X
Dane	Dane County Sheriff	\$82,955	\$44,453	\$31,379	X	X	-	-	X	-
Dane	Madison Police	\$105,696	\$44,123	\$33,296	X	-	-	-	X	-
Kenosha	Kenosha County Sheriff	\$60,136	\$44,698	\$30,056	X	X	-	X	X	-
Kenosha	Kenosha Police	\$67,020	\$43,044	\$34,800	X	X	-	-	X	-
Milwaukee	Milwaukee County Sheriff	\$107,000	\$41,670	\$26,409	X	X	X	X	-	-
Milwaukee	Milwaukee Police	\$88,324	\$49,399	\$35,465	X	X	-	-	-	X
Milwaukee	West Allis Police	\$74,000	\$53,700	\$33,707	X	-	-	-	-	X
Outagamie	Appleton Police	\$60,775	\$53,248	\$36,608	X	X	-	-	X	X
Racine	Racine County Sheriff	\$78,000	\$58,000	\$31,500	X	X	-	-	-	-
Racine	Racine Police	\$69,000	\$50,000	\$38,000	X	X	-	-	-	-
Waukesha	Waukesha County Sheriff	\$72,041	\$41,308	\$30,444	X	X	-	-	-	-
Waukesha	Waukesha Police	\$71,868	\$56,300	\$38,172	X	X	-	-	-	X

Note: Codes for collective bargaining and special pay are as follows:

"X"=Agency authorizes that type of collective bargaining or special pay.

"-"=Agency does not authorize that type of collective bargaining or special pay.

---Data were not provided by an agency.

Table 7a. Number of district/precinct stations, types of routine patrol, type of emergency 9-1-1 system, and type of dispatch system in local law enforcement agencies, 2000

County	Name of agency	District precinct stations	Types of patrol other than automobile used on a routine basis					Emergency communication systems	
			Bicycle	Foot	Horse	Marine	Motorcycle	9-1-1	Dispatch
ALABAMA									
Etowah	Gadsden Police	0	X	X	-	-	-	E	C
Houston	Dothan Police	0	X	X	-	-	-	E	C
Jefferson	Jefferson County Sheriff	2	-	X	-	-	X	E	C
Jefferson	Bessemer Police	0	X	X	-	-	X	E	C
Jefferson	Birmingham Police	4	X	X	X	-	X	E	C
Jefferson	Hoover Police	2	X	-	-	-	X	E	C
Madison	Huntsville Police	4	X	X	X	-	-	E	C
Mobile	Mobile County Sheriff	0	-	-	X	-	-	E	C
Mobile	Mobile Police	4	X	X	X	-	X	E	C
Montgomery	Montgomery County Sheriff	1	-	-	-	-	X	E	C
Montgomery	Montgomery Police	0	X	X	-	-	X	E	C
Morgan	Decatur Police	0	X	X	-	-	X	E	X
Tuscaloosa	Tuscaloosa Police	0	X	X	-	X	X	E	C
ALASKA									
Anchorage	Anchorage Police	1	X	X	-	-	X	E	C
ARIZONA									
Maricopa	Maricopa County Sheriff	---	---	---	---	---	---	---	---
Maricopa	Chandler Police	0	X	X	-	-	X	E	C
Maricopa	Glendale Police	2	X	-	-	-	X	E	C
Maricopa	Mesa Police	4	X	-	-	-	X	E	C
Maricopa	Phoenix Police	8	X	X	X	-	X	E	C
Maricopa	Scottsdale Police	2	X	-	X	-	X	E	C
Maricopa	Tempe Police	1	X	X	X	-	X	E	C
Pima	Pima County Sheriff	10	X	X	-	-	-	E	C
Pima	Tucson Police	0	X	X	-	-	X	E	C
Pinal	Pinal County Sheriff	10	X	-	-	-	-	E	C
Yuma	Yuma Police	0	X	-	-	-	X	E	C
ARKANSAS									
Craighead	Jonesboro Police	0	X	X	-	-	-	B	-
Jefferson	Pine Bluff Police	2	X	-	-	-	X	E	C
Pulaski	Pulaski County Sheriff	0	X	-	-	X	-	E	X
Pulaski	Little Rock Police	2	X	-	X	-	X	E	C
Pulaski	North Little Rock Police	0	X	X	-	-	X	E	C
Sebastian	Fort Smith Police	0	X	-	-	-	X	E	C
CALIFORNIA									
Alameda	Alameda County Sheriff	3	X	X	-	X	X	E	C
Alameda	Alameda Police	0	X	X	-	X	X	E	C
Alameda	Berkeley Police	0	X	X	-	X	X	E	C
Alameda	Fremont Police	0	X	-	-	-	X	E	C
Alameda	Hayward Police	0	X	X	-	-	X	E	C
Alameda	Oakland Police	0	X	X	X	X	X	E	C
Butte	Butte County Sheriff	0	X	X	-	X	X	E	C
Contra Costa	Contra Costa County Sheriff	5	X	X	X	X	X	E	C
Contra Costa	Concord Police	0	X	X	-	-	X	E	C
Contra Costa	Richmond Police	0	X	X	X	X	X	E	C
El Dorado	El Dorado County Sheriff	1	X	-	-	X	-	E	C
Fresno	Fresno County Sheriff	3	X	-	X	X	-	E	C
Fresno	Fresno Police	5	X	X	X	-	X	E	C
Kern	Kern County Sheriff	15	X	X	-	X	-	E	C
Kern	Bakersfield Police	0	X	X	-	-	X	E	C
Los Angeles	Los Angeles County Sheriff	22	X	X	X	X	X	E	C
Los Angeles	Beverly Hills Police	0	X	X	-	-	X	E	C
Los Angeles	Burbank Police	1	X	-	-	-	X	E	C
Los Angeles	Culver City Police	0	-	-	-	-	-	-	X
Los Angeles	Downey Police	0	X	-	-	-	X	E	X
Los Angeles	El Monte Police	0	X	X	X	-	X	E	C
Los Angeles	Glendale Police	0	X	X	-	-	X	E	C
Los Angeles	Inglewood Police	1	X	-	-	-	X	E	C
Los Angeles	Long Beach Police	3	X	X	-	X	X	E	C
Los Angeles	Los Angeles Police	18	X	X	X	X	X	E	C
Los Angeles	Pasadena Police	0	X	X	X	-	X	E	C
Los Angeles	Pomona Police	0	X	X	-	-	X	B	C
Los Angeles	Redondo Beach Police	0	X	X	-	-	X	E	C
Los Angeles	Santa Monica Police	0	X	-	X	-	X	E	C
Los Angeles	Torrance Police	0	-	X	-	-	X	E	C
Los Angeles	West Covina Police	0	X	-	X	-	X	B	C
Los Angeles	Whittier Police	1	X	X	-	-	X	E	C

Table 7a - continued

County	Name of agency	District precinct stations	Types of patrol other than automobile used on a routine basis					Emergency communication systems	
			Bicycle	Foot	Horse	Marine	Motorcycle	9-1-1	Dispatch
CALIFORNIA (cont)									
Marin	Marin County Sheriff	4	X	X	-	X	-	E	C
Monterey	Monterey County Sheriff	2	X	X	-	X	X	E	C
Monterey	Salinas Police	0	-	X	-	-	X	E	-
Orange	Orange County Sheriff-Coroner	7	X	X	X	X	X	E	C
Orange	Anaheim Police	2	X	-	-	-	X	E	C
Orange	Brea Police	1	X	-	-	-	X	E	C
Orange	Costa Mesa Police	---	---	---	---	---	---	---	---
Orange	Fullerton Police	0	X	X	-	-	X	E	C
Orange	Garden Grove Police	0	X	X	X	-	X	E	X
Orange	Huntington Beach Police	0	X	X	-	-	X	B	C
Orange	Irvine Police	0	-	X	-	-	-	E	C
Orange	Newport Beach Police	0	X	X	-	-	X	E	C
Orange	Orange Police	0	X	X	-	-	X	E	C
Orange	Santa Ana Police	0	X	X	-	-	X	E	C
Orange	Westminster Police	0	X	X	-	-	X	E	C
Placer	Placer County Sheriff	3	X	X	X	X	X	E	C
Riverside	Riverside County Sheriff	9	X	X	-	X	X	E	C
Riverside	Corona Police	0	X	X	X	-	X	E	C
Riverside	Riverside Police	4	X	X	-	-	X	E	C
Sacramento	Sacramento County Sheriff	3	X	X	-	X	X	E	C
Sacramento	Sacramento Police	2	X	X	X	X	X	E	C
San Bernardino	San Bernardino County Sheriff	15	X	X	X	X	X	E	C
San Bernardino	Fontana Police	0	X	-	-	-	X	B	C
San Bernardino	Ontario Police	1	X	-	-	-	X	E	C
San Bernardino	Rialto Police	0	-	X	-	-	X	E	C
San Bernardino	San Bernardino Police	0	X	-	-	-	X	E	C
San Diego	San Diego County Sheriff	37	X	X	-	X	X	E	C
San Diego	Chula Vista Police	0	X	X	X	-	X	B	C
San Diego	El Cajon Police	0	X	-	-	-	X	E	C
San Diego	Escondido Police	0	X	-	-	-	X	E	C
San Diego	Oceanside Police	0	X	X	-	-	X	E	C
San Diego	San Diego Police	0	X	-	-	X	X	E	C
San Francisco	San Francisco Police	20	X	X	X	X	X	E	C
San Joaquin	San Joaquin County Sheriff	1	X	X	-	X	X	E	C
San Joaquin	Stockton Police	1	X	X	X	-	X	E	C
San Luis Obispo	San Luis Obispo County Sheriff	0	-	-	-	X	-	E	C
San Mateo	San Mateo County Sheriff	4	X	-	-	X	X	B	C
San Mateo	Daly City Police	0	X	X	-	-	X	E	C
San Mateo	San Mateo Police	0	X	-	-	-	X	B	C
Santa Barbara	Santa Barbara County Sheriff	8	X	X	-	-	-	E	C
Santa Barbara	Santa Barbara Police	0	X	X	-	-	X	E	C
Santa Clara	Santa Clara County Sheriff	3	X	X	-	-	X	E	C
Santa Clara	San Jose Police	0	X	X	X	-	X	E	C
Santa Clara	Santa Clara Police	0	-	-	-	-	-	-	-
Santa Clara	Sunnyvale Police	0	X	-	-	-	X	E	C
Santa Cruz	Santa Cruz County Sheriff	1	X	X	-	-	-	B	-
Shasta	Shasta County Sheriff	2	X	-	-	X	X	E	-
Solano	Fairfield Police	0	X	-	-	-	X	E	C
Solano	Vallejo Police	0	X	X	X	-	X	E	C
Sonoma	Sonoma County Sheriff-Coroner	3	X	X	-	X	X	E	C
Sonoma	Santa Rosa Police	0	X	X	X	-	X	E	C
Stanislaus	Stanislaus County Sheriff	0	X	X	-	X	-	E	C
Stanislaus	Modesto Police	0	X	X	X	-	X	E	C
Tulare	Tulare County Sheriff	3	-	-	-	-	-	E	C
Tulare	Visalia Police	2	X	X	-	-	X	B	C
Ventura	Ventura County Sheriff	5	X	X	X	X	X	E	C
Ventura	Oxnard Police	0	X	X	-	-	X	E	C
Ventura	Simi Valley Police	0	X	-	-	-	X	B	C
Ventura	Ventura Police	0	X	X	-	-	X	E	C
COLORADO									
Adams	Adams County Sheriff	3	X	X	X	-	-	E	-
Adams	Thornton Police	0	X	X	-	-	X	E	C
Adams	Westminster Police	0	X	X	-	-	X	E	C
Arapahoe	Arapahoe County Sheriff	8	X	-	-	-	X	E	C
Arapahoe	Aurora Police	1	X	X	-	-	-	E	C
Boulder	Boulder County Sheriff	3	X	X	X	-	-	E	C
Boulder	Boulder Police	0	X	X	-	-	X	E	C
Denver	Denver Police	6	X	X	X	-	X	E	C
Douglas	Douglas County Sheriff	0	X	-	-	-	X	E	C
El Paso	El Paso County Sheriff	0	X	-	X	-	X	E	C
El Paso	Colorado Springs Police	3	X	X	X	-	X	E	C

Table 7a - continued

County	Name of agency	District precinct stations	Types of patrol other than automobile used on a routine basis					Emergency communication systems	
			Bicycle	Foot	Horse	Marine	Motorcycle	9-1-1	Dispatch
COLORADO (cont)									
Jefferson	Jefferson County Sheriff	0	-	-	X	-	X	B	C
Jefferson	Arvada Police	0	X	X	-	-	X	E	C
Jefferson	Lakewood Police	0	X	-	-	-	X	E	C
Larimer	Larimer County Sheriff	1	-	X	-	-	X	E	C
Larimer	Fort Collins Police	0	X	X	-	-	X	E	C
Pueblo	Pueblo Police	1	-	-	-	-	X	E	C
Weld	Weld County Sheriff	2	X	X	X	-	-	E	C
Weld	Greeley Police	0	X	X	-	-	X	E	C
CONNECTICUT									
Fairfield	Bridgeport Police	5	X	X	X	-	X	E	C
Fairfield	Danbury Police	0	X	-	-	X	-	E	C
Fairfield	Fairfield Police	0	X	X	-	X	X	E	C
Fairfield	Greenwich Police	0	X	X	-	X	X	E	C
Fairfield	Norwalk Police	0	X	X	-	X	-	E	C
Fairfield	Stamford Police	0	X	X	-	X	-	E	C
Fairfield	Stratford Police	0	X	-	-	X	-	E	C
Hartford	Bristol Police	0	X	X	-	-	X	E	C
Hartford	East Hartford Police	0	X	X	-	-	X	E	C
Hartford	Hartford Police	0	X	X	-	-	X	E	C
Hartford	Manchester Police	0	X	X	-	-	-	E	C
Hartford	New Britain Police	0	X	X	-	-	X	E	C
Hartford	West Hartford Police	0	-	-	-	-	-	-	X
Middlesex	Middletown Police	0	X	X	-	X	X	E	C
New Haven	Hamden Police	0	X	X	-	-	X	E	X
New Haven	Meriden Police	0	X	X	-	-	X	E	C
New Haven	Milford Police	0	X	X	-	X	-	E	C
New Haven	New Haven Police	0	X	X	X	-	X	E	C
New Haven	Waterbury Police	0	X	X	-	-	X	E	C
New Haven	West Haven Police	0	X	X	-	X	X	E	C
DELAWARE									
New Castle	New Castle County Police	0	-	-	-	-	-	-	X
New Castle	Wilmington Police	0	X	X	-	-	X	E	C
DISTRICT OF COLUMBIA									
Washington, DC	Washington Metropolitan Police	7	X	X	-	X	X	E	C
FLORIDA									
Alachua	Alachua County Sheriff	0	X	-	-	-	X	E	C
Alachua	Gainesville Police	0	X	X	-	-	-	E	C
Bay	Bay County Sheriff	0	X	-	-	-	X	E	C
Brevard	Brevard County Sheriff	5	X	-	-	X	X	E	C
Brevard	Melbourne Police	1	X	X	-	X	X	E	C
Brevard	Palm Bay Police	2	X	X	-	X	-	E	C
Broward	Broward County Sheriff	14	X	X	X	X	X	E	C
Broward	Coral Springs Police	0	X	X	-	-	X	E	C
Broward	Davie Police	0	X	-	X	-	X	E	C
Broward	Fort Lauderdale Police	0	X	X	X	X	X	E	C
Broward	Hollywood Police	1	X	X	-	-	X	B	C
Broward	Margate Police	0	X	X	-	-	X	E	C
Broward	Miramar Police	0	X	X	-	-	X	E	C
Broward	Pembroke Pines Police	0	X	-	X	-	X	E	-
Broward	Plantation Police	1	X	X	-	-	X	E	X
Broward	Sunrise Police	0	X	X	-	-	X	E	C
Charlotte	Charlotte County Sheriff	4	X	X	-	X	X	E	C
Citrus	Citrus County Sheriff	0	X	X	X	X	X	E	C
Clay	Clay County Sheriff	3	X	-	-	X	X	E	C
Collier	Collier County Sheriff	0	X	X	-	X	-	E	C
Duval	Jacksonville Sheriff	0	X	-	X	X	X	E	C
Escambia	Escambia County Sheriff	6	-	-	-	-	-	E	C
Escambia	Pensacola Police	0	X	X	-	-	X	E	C
Hernando	Hernando County Sheriff	0	X	X	-	X	-	E	C
Highlands	Highlands County Sheriff	0	-	-	-	-	X	E	C
Hillsborough	Hillsborough County Sheriff	4	X	-	-	X	X	E	C
Hillsborough	Tampa Police	2	X	X	X	X	X	E	C
Indian River	Indian River County Sheriff	3	X	-	-	X	-	E	C
Lake	Lake County Sheriff	0	X	-	X	X	-	E	C
Lee	Lee County Sheriff	5	X	X	-	-	X	E	C
Lee	Cape Coral Police	0	X	-	X	X	X	E	C
Lee	Fort Myers Police	0	X	X	X	X	X	E	C

Table 7a - continued

County	Name of agency	District precinct stations	Types of patrol other than automobile used on a routine basis					Emergency communication systems		
			Bicycle	Foot	Horse	Marine	Motorcycle	9-1-1	Dispatch	
FLORIDA (cont)										
Leon	Leon County Sheriff	0	-	X	X	-	-	X	E	C
Leon	Tallahassee Police	0	X	X	-	-	-	X	E	C
Manatee	Manatee County Sheriff	3	X	X	X	X	-	X	E	C
Marion	Marion County Sheriff	8	X	-	-	X	-	X	E	C
Marion	Ocala Police	4	X	X	X	-	-	X	E	C
Martin	Martin County Sheriff	1	X	-	-	-	-	X	E	C
Miami-Dade	Miami-Dade Police	9	X	X	X	X	-	X	E	C
Miami-Dade	Coral Gables Police	0	X	-	-	X	-	X	E	C
Miami-Dade	Hialeah Police	1	-	-	-	-	-	X	E	C
Miami-Dade	Miami Police	3	X	X	X	X	-	X	E	C
Miami-Dade	Miami Beach Police	3	X	X	-	-	-	X	E	C
Miami-Dade	North Miami Police	0	-	-	-	-	-	X	-	C
Miami-Dade	North Miami Beach Police	0	X	-	-	X	-	X	E	C
Monroe	Monroe County Sheriff	4	X	-	-	-	-	X	E	X
Okaloosa	Okaloosa County Sheriff	2	X	X	-	X	-	-	E	C
Orange	Orange County Sheriff	5	X	X	X	X	-	X	E	C
Orange	Orlando Police	1	X	X	X	X	-	X	E	C
Osceola	Osceola County Sheriff	2	X	-	-	X	-	X	E	C
Palm Beach	Palm Beach County Sheriff	6	X	X	X	X	-	X	E	C
Palm Beach	Boca Raton Police	0	X	-	-	X	-	X	E	C
Palm Beach	Boynton Beach Police	1	X	X	-	X	-	X	E	C
Palm Beach	Delray Beach Police	2	X	X	-	X	-	X	E	C
Palm Beach	Riviera Beach Police	1	-	X	-	-	-	X	E	C
Palm Beach	West Palm Beach Police	0	X	X	-	-	-	X	E	C
Pasco	Pasco County Sheriff	2	X	-	-	X	-	X	E	C
Pinellas	Pinellas County Sheriff	2	X	X	-	X	-	-	E	C
Pinellas	Clearwater Police	2	X	-	-	-	-	X	E	C
Pinellas	Largo Police	1	X	X	-	-	-	X	E	C
Pinellas	St. Petersburg Police	0	X	X	-	X	-	X	E	C
Polk	Polk County Sheriff	4	X	-	-	X	-	X	E	C
Polk	Lakeland Police	0	X	-	-	-	-	X	E	C
Putnam	Putnam County Sheriff	0	X	X	-	X	-	X	E	C
St. Johns	St. Johns County Sheriff	0	X	X	-	-	-	X	E	C
St. Lucie	St. Lucie County Sheriff	0	X	X	-	X	-	X	E	-
St. Lucie	Fort Pierce Police	0	X	X	-	-	-	X	E	-
St. Lucie	Port St. Lucie Police	0	X	X	-	X	-	X	E	-
Santa Rosa	Santa Rosa County Sheriff	5	X	X	-	X	-	-	E	C
Sarasota	Sarasota County Sheriff	2	X	X	-	X	-	-	E	C
Sarasota	Sarasota Police	0	X	X	-	-	-	X	B	-
Seminole	Seminole County Sheriff	6	X	X	-	X	-	-	E	C
Seminole	Altamonte Springs Police	0	X	-	-	X	-	X	E	C
Volusia	Volusia County Sheriff	5	X	-	-	X	-	X	E	C
Volusia	Daytona Beach Police	1	X	X	-	X	-	X	E	C
GEORGIA										
Bartow	Bartow County Sheriff	2	-	-	-	-	-	-	E	C
Bibb	Bibb County Sheriff	0	-	-	-	-	-	-	E	C
Bibb	Macon Police	4	X	X	X	-	-	X	E	C
Chatham	Chatham County Police	0	X	-	-	X	-	X	E	C
Chatham	Savannah Police	4	X	-	X	-	-	X	E	C
Cherokee	Cherokee County Sheriff	4	-	-	-	-	-	-	E	C
Clarke	Athens-Clarke County Police	2	X	X	X	-	-	X	E	C
Clayton	Clayton County Police	---	---	---	---	---	---	---	---	---
Cobb	Cobb County Police	4	X	-	-	X	-	X	E	C
Cobb	Marietta Police	0	X	X	-	-	-	X	-	-
Columbia	Columbia County Sheriff	0	X	-	X	-	-	X	E	C
De Kalb	De Kalb County Police	5	-	-	-	-	-	-	-	X
Dougherty	Albany Police	4	X	X	X	-	-	-	E	C
Douglas	Douglas County Sheriff	1	-	X	-	-	-	-	-	X
Forsyth	Forsyth County Sheriff	3	X	X	-	X	-	X	E	C
Fulton	Fulton County Police	6	-	-	-	-	-	X	E	-
Fulton	Atlanta Police	8	X	X	X	-	-	X	E	C
Fulton	East Point Police	0	X	X	-	-	-	-	E	C
Fulton	Roswell Police	2	X	-	-	-	-	X	E	C
Glynn	Glynn County Police	4	X	X	-	X	-	-	E	C
Gwinnett	Gwinnett County Police	5	X	-	-	-	-	X	E	C
Hall	Hall County Sheriff	4	X	-	-	-	-	X	E	-
Muscogee	Muscogee County Sheriff	3	-	-	-	-	-	-	-	X
Muscogee	Columbus Police	2	X	-	-	-	-	X	E	C
Richmond	Augusta-Richmond Co Sheriff	2	X	-	-	-	-	X	E	C

Table 7a - continued

County	Name of agency	District precinct stations	Types of patrol other than automobile used on a routine basis					Emergency communication systems	
			Bicycle	Foot	Horse	Marine	Motorcycle	9-1-1	Dispatch
HAWAII									
Hawaii	Hawaii County Police	7	X	X	-	-	-	E	C
Honolulu	Honolulu Police	7	X	X	-	-	X	E	C
Kauai	Kauai County Police	2	-	-	-	-	-	E	X
Maui	Maui County Police	5	X	-	-	-	-	E	C
IDAHO									
Ada	Boise Police	0	X	X	-	X	X	E	C
Canyon	Canyon County Sheriff	0	X	X	X	-	X	E	C
ILLINOIS									
Champaign	Champaign Police	0	X	X	-	-	-	E	C
Cook	Cook County Sheriff	---	---	---	---	---	---	---	---
Cook	Arlington Heights Police	0	-	X	-	-	X	E	C
Cook	Chicago Police	25	X	X	X	X	-	E	C
Cook	Cicero Police	0	-	-	-	-	-	E	X
Cook	Evanston Police	0	X	-	-	-	-	E	C
Cook	Oak Lawn Police	0	X	X	-	-	-	E	C
Cook	Oak Park Police	0	X	X	-	-	-	E	C
Cook	Schaumburg Police	0	X	-	-	-	X	E	C
Cook	Skokie Police	0	X	X	-	-	-	E	C
Du Page	Du Page County Sheriff	1	X	X	-	-	X	E	C
Du Page	Naperville Police	1	X	X	-	-	X	E	C
Kane	Aurora Police	1	X	X	-	-	-	E	C
Kane	Elgin Police	1	X	X	-	-	X	E	C
Lake	Lake County Sheriff	2	X	-	-	X	X	E	C
Lake	Waukegan Police	0	X	X	-	-	X	E	C
Macon	Decatur Police	0	X	-	-	-	-	E	C
Peoria	Peoria Police	1	X	X	-	-	X	E	C
Sangamon	Springfield Police	0	X	X	X	X	X	E	C
Will	Will County Sheriff	2	-	-	-	X	X	E	C
Will	Joliet Police	0	X	X	-	-	-	E	C
Winnebago	Winnebago County Sheriff	2	-	-	-	-	-	E	C
Winnebago	Rockford Police	0	X	X	-	-	-	E	-
INDIANA									
Allen	Allen County Sheriff	0	X	-	-	-	-	E	C
Allen	Fort Wayne Police	0	X	-	X	-	X	E	C
Delaware	Muncie Police	0	X	-	X	-	-	E	C
Elkhart	Elkhart Police	0	X	X	-	X	X	E	C
Howard	Kokomo Police	0	X	-	-	-	X	E	C
Lake	Lake County Sheriff	4	-	-	-	X	X	E	C
Lake	East Chicago Police	0	-	X	-	X	X	E	C
Lake	Gary Police	0	X	X	-	-	X	E	X
Lake	Hammond Police	2	X	-	-	X	X	B	X
Madison	Anderson Police	0	X	X	X	-	X	E	C
Marion	Marion County Sheriff	0	-	-	-	-	X	E	C
Marion	Indianapolis Police	5	X	X	X	-	X	E	C
St. Joseph	St. Joseph County Sheriff	5	X	X	X	X	X	E	C
St. Joseph	South Bend Police	0	X	X	-	-	X	E	C
Vanderburgh	Vanderburgh County Sheriff	1	-	-	-	-	X	E	C
Vanderburgh	Evansville Police	3	X	-	-	-	-	E	C
Vigo	Terre Haute Police	0	X	X	-	-	X	E	C
IOWA									
Black Hawk	Waterloo Police	0	X	X	X	-	X	E	-
Linn	Cedar Rapids Police	0	X	X	-	-	-	E	C
Polk	Polk County Sheriff	1	-	-	X	-	X	E	C
Polk	Des Moines Police	0	X	-	X	X	X	E	X
Pottawattamie	Council Bluffs Police	0	X	-	-	-	-	E	C
Scott	Davenport Police	0	X	X	-	-	X	E	C
Woodbury	Sioux City Police	0	X	-	-	-	-	E	C
KANSAS									
Douglas	Lawrence Police	0	X	X	-	-	X	E	C
Johnson	Johnson County Sheriff	3	-	-	-	-	-	E	C
Johnson	Olathe Police	0	X	X	-	-	X	E	C
Johnson	Overland Park Police	2	X	X	-	-	X	E	C
Sedgwick	Sedgwick County Sheriff	1	-	-	-	-	X	E	C
Sedgwick	Wichita Police	5	X	X	X	-	X	E	C
Shawnee	Topeka Police	0	X	X	-	-	X	E	C
Wyandotte	Kansas City Police	4	X	-	-	-	X	E	-

Table 7a - continued

County	Name of agency	District precinct stations	Types of patrol other than automobile used on a routine basis					Emergency communication systems	
			Bicycle	Foot	Horse	Marine	Motorcycle	9-1-1	Dispatch
KENTUCKY									
Fayette	Lexington-Fayette County Police	0	X	X	X	-	-	E	C
Jefferson	Jefferson County Police	9	X	X	-	X	-	E	C
Jefferson	Louisville Police	6	X	X	X	-	-	E	C
Kenton	Covington Police	0	X	X	-	-	X	E	C
LOUISIANA									
Ascension	Ascension Parish Sheriff	3	-	-	-	X	X	E	C
Bossier	Bossier Parish Sheriff	0	-	-	-	-	-	-	X
Bossier	Bossier Police	0	-	-	-	-	X	B	C
Caddo	Caddo Parish Sheriff	0	-	-	X	X	-	E	C
Caddo	Shreveport Police	0	X	-	X	X	X	E	C
Calcasieu	Calcasieu Parish Sheriff	0	-	X	-	-	-	E	C
Calcasieu	Lake Charles Police	0	X	-	-	-	X	E	C
E. Baton Rouge	E. Baton Rouge Parish Sheriff	3	X	-	-	-	X	E	C
E. Baton Rouge	Baton Rouge Police	4	X	-	-	-	X	E	C
Jefferson	Jefferson Parish Sheriff	4	-	-	X	X	X	E	C
Jefferson	Kenner Police	0	-	X	X	-	-	E	C
Lafayette	Lafayette Parish Sheriff	0	-	-	-	X	X	E	C
Lafayette	Lafayette Police	0	X	-	-	-	X	E	C
Lafourche	Lafourche Parish Sheriff	0	X	-	X	X	X	B	X
Livingston	Livingston Parish Sheriff	0	-	-	-	X	-	E	C
Morehouse	Morehouse Parish Sheriff	0	-	-	-	-	-	E	X
Orleans	Orleans Parish Sheriff	11	X	-	X	X	X	E	X
Orleans	New Orleans Police	9	X	X	X	-	X	E	C
Ouachita	Ouachita Parish Sheriff	0	-	-	-	-	-	-	X
Ouachita	Monroe Police	0	X	-	X	X	-	E	C
Plaquemines	Plaquemines Parish Sheriff	2	-	-	-	X	X	E	C
Rapides	Rapides Parish Sheriff	0	-	-	-	X	-	E	X
Rapides	Alexandria Police	1	X	X	X	X	X	E	C
St. Charles	St. Charles Parish Sheriff	5	-	X	-	X	X	E	C
St. John the Baptist	St. John the Baptist Sheriff	4	-	-	-	X	-	E	C
St. Landry	St. Landry Parish Sheriff	1	-	-	-	X	-	E	X
St. Martin	St. Martin Parish Sheriff	0	-	X	-	X	-	E	C
St. Tammany	St. Tammany Parish Sheriff	2	X	-	X	X	X	E	C
Terrebonne	Terrebonne Parish Sheriff	2	-	-	-	X	X	E	C
MAINE									
Cumberland	Portland Police	1	X	X	X	-	X	E	C
MARYLAND									
Anne Arundel	Anne Arundel County Police	4	X	X	-	-	X	E	C
Anne Arundel	Annapolis Police	0	-	X	-	-	-	E	C
Baltimore	Baltimore County Police	9	X	X	-	X	-	E	C
Baltimore(city)	Baltimore Police	9	X	X	X	X	X	E	C
Charles	Charles County Sheriff	3	X	X	-	-	X	E	C
Harford	Harford County Sheriff	1	-	X	-	X	X	E	C
Howard	Howard County Police	2	X	X	-	-	X	B	-
Montgomery	Montgomery County Police	5	X	X	-	-	X	E	C
Prince George's	Prince George's County Police	6	X	-	-	-	X	E	C
MASSACHUSETTS									
Bristol	Fall River Police	0	X	X	-	-	X	E	C
Bristol	New Bedford Police	3	X	X	-	-	X	E	C
Bristol	Taunton Police	0	X	X	-	-	X	E	X
Essex	Lawrence Police	0	X	X	-	X	X	E	C
Essex	Lynn Police	0	X	X	-	-	-	E	C
Hampden	Chicopee Police	0	X	X	-	-	-	E	C
Hampden	Holyoke Police	0	X	X	-	-	-	E	C
Hampden	Springfield Police	1	X	X	X	-	X	E	C
Middlesex	Cambridge Police	1	X	X	-	-	X	E	C
Middlesex	Framingham Police	1	X	X	-	-	X	E	C
Middlesex	Lowell Police	3	X	X	X	X	X	E	C
Middlesex	Malden Police	0	X	X	-	-	X	E	C
Middlesex	Medford Police	---	---	---	---	---	---	---	---
Middlesex	Newton Police	0	X	X	-	-	X	E	C
Middlesex	Somerville Police	0	X	X	-	-	X	E	C
Middlesex	Waltham Police	1	X	X	-	-	X	E	C
Norfolk	Brookline Police	0	X	X	-	-	X	E	C
Norfolk	Quincy Police	0	X	X	X	X	X	E	C
Plymouth	Brockton Police	0	X	X	-	-	-	E	C
Suffolk	Boston Police	11	X	X	X	X	X	E	C
Suffolk	Revere Police	---	---	---	---	---	---	---	---
Worcester	Worcester Police	0	X	X	-	X	X	E	-

Table 7a - continued

County	Name of agency	District precinct stations	Types of patrol other than automobile used on a routine basis					Emergency communication systems	
			Bicycle	Foot	Horse	Marine	Motorcycle	9-1-1	Dispatch
MICHIGAN									
Calhoun	Battle Creek Police	1	X	X	-	-	X	E	C
Genesee	Genesee County Sheriff	5	X	-	-	X	X	E	X
Genesee	Flint Police	1	X	X	X	-	X	E	C
Ingham	Lansing Police	2	X	X	-	-	X	E	C
Kalamazoo	Kalamazoo County Sheriff	0	-	-	-	X	-	E	C
Kalamazoo	Kalamazoo Police	7	X	X	-	-	X	E	C
Kent	Kent County Sheriff	0	-	-	-	-	-	-	X
Kent	Grand Rapids Police	0	X	X	-	-	X	E	C
Kent	Wyoming Police	0	X	X	-	-	X	E	C
Macomb	Macomb County Sheriff	0	X	-	-	X	-	E	C
Macomb	Sterling Heights Police	0	X	X	-	-	-	E	C
Macomb	Warren Police	0	X	X	-	-	X	B	C
Oakland	Oakland County Sheriff	0	X	X	X	X	X	E	C
Oakland	Farmington Hills Police	0	X	X	-	-	X	E	C
Oakland	Pontiac Police	0	X	X	-	-	X	E	C
Oakland	Royal Oak Police	0	-	X	-	-	X	E	C
Oakland	Southfield Police	1	X	-	-	-	X	E	C
Oakland	Troy Police	0	X	X	-	-	-	E	C
Saginaw	Saginaw Police	0	X	X	-	-	X	E	-
Washtenaw	Washtenaw County Sheriff	7	-	-	-	-	-	-	X
Washtenaw	Ann Arbor Police	5	X	X	-	-	X	E	C
Wayne	Wayne County Sheriff	2	-	-	X	X	X	-	C
Wayne	Dearborn Police	1	X	X	-	-	X	E	C
Wayne	Detroit Police	13	X	X	X	X	X	E	C
Wayne	Livonia Police	0	-	-	-	-	X	E	C
Wayne	Taylor Police	0	X	X	-	-	X	E	C
Wayne	Westland Police	1	X	X	-	-	X	E	C
MINNESOTA									
Hennepin	Hennepin County Sheriff	8	X	X	-	X	-	E	C
Hennepin	Bloomington Police	1	-	X	-	-	-	E	C
Hennepin	Minneapolis Police	5	X	X	X	-	-	E	C
Olmsted	Rochester Police	0	X	X	-	-	-	E	C
Ramsey	Ramsey County Sheriff	2	-	-	-	-	-	-	X
Ramsey	St. Paul Police	4	X	X	X	-	X	E	C
St. Louis	Duluth Police	1	X	X	-	-	-	E	C
MISSISSIPPI									
Forrest	Hattiesburg Police	0	X	X	-	-	X	E	C
Harrison	Harrison County Sheriff	1	X	-	-	X	X	E	X
Harrison	Biloxi Police	0	X	X	-	X	X	E	X
Harrison	Gulfport Police	0	X	X	X	-	X	B	X
Hinds	Jackson Police	4	X	-	X	-	X	E	C
Lauderdale	Meridian Police	3	X	X	X	X	-	E	C
Lee	Tupelo Police	0	X	X	-	-	X	E	-
Warren	Vicksburg Police	1	X	-	-	-	X	E	C
Washington	Greenville Police	0	X	-	-	-	-	E	C
MISSOURI									
Boone	Columbia Police	0	X	X	-	-	-	E	C
Buchanan	St. Joseph Police	0	X	-	-	-	X	E	C
Greene	Springfield Police	0	X	X	-	-	X	E	C
Jackson	Independence Police	1	X	X	-	-	X	E	C
Jackson	Kansas City Police	5	X	X	-	-	X	E	C
Jefferson	Jefferson County Sheriff	1	X	X	-	-	-	E	-
St. Charles	St. Charles County Sheriff	0	X	-	-	-	X	B	C
St. Charles	St. Charles Police	---	---	---	---	---	---	---	---
St. Louis	St. Louis County Police	6	X	X	-	-	-	E	C
St. Louis(city)	St. Louis Police	3	X	X	X	-	X	E	C
MONTANA									
Yellowstone	Billings Police	0	X	X	-	-	X	E	C
NEBRASKA									
Douglas	Douglas County Sheriff	0	-	-	-	-	-	E	C
Douglas	Omaha Police	5	X	X	X	-	X	E	C
Lancaster	Lincoln Police	1	X	X	-	-	-	E	C
Sarpy	Sarpy County Sheriff	0	X	-	-	X	-	E	C

Table 7a - continued

County	Name of agency	District precinct stations	Types of patrol other than automobile used on a routine basis					Emergency communication systems	
			Bicycle	Foot	Horse	Marine	Motorcycle	9-1-1	Dispatch
NEVADA									
Clark	Las Vegas Metropolitan Police	6	X	-	X	-	X	E	C
Clark	Henderson Police	1	X	X	-	-	X	E	C
Clark	North Las Vegas Police	0	X	X	-	-	X	E	C
Washoe	Washoe County Sheriff	0	X	-	-	X	X	E	X
Washoe	Reno Police	0	X	X	X	-	X	E	C
NEW HAMPSHIRE									
Hillsborough	Manchester Police	0	X	X	X	-	X	B	C
Hillsborough	Nashua Police	0	X	X	-	-	X	E	C
NEW JERSEY									
Atlantic	Atlantic City Police	1	X	X	-	-	X	E	C
Bergen	Hackensack Police	0	X	X	-	-	X	E	X
Camden	Camden Police	4	X	X	X	-	X	E	C
Camden	Cherry Hill Police	0	-	-	-	-	-	E	C
Cape May	Cape May County Sheriff	0	X	X	-	-	-	-	-
Cumberland	Vineland Police	0	X	X	-	-	-	E	C
Essex	Belleville Police	0	X	X	-	-	X	E	C
Essex	Bloomfield Police	0	X	X	-	-	-	E	C
Essex	East Orange Police	0	X	X	-	-	X	E	C
Essex	Irvington Police	0	-	X	-	-	-	B	C
Essex	Montclair Police	0	X	X	-	-	-	E	C
Essex	Newark Police	4	-	X	X	-	X	B	C
Essex	Orange Police	0	X	-	-	-	X	E	C
Essex	West Orange Police	0	X	X	-	-	X	E	C
Hudson	Hudson County Sheriff	1	X	-	-	-	X	E	X
Hudson	Bayonne Police	0	X	X	-	-	X	E	C
Hudson	Hoboken Police	0	X	X	-	X	X	E	C
Hudson	Jersey City Police	4	X	X	-	X	X	E	C
Hudson	Kearny Police	1	-	-	-	-	-	-	X
Hudson	North Bergen Police	1	X	X	-	-	-	E	C
Hudson	Union City Police	1	X	X	-	-	-	B	C
Hudson	West New York Police	0	X	X	-	-	X	E	C
Mercer	Hamilton Police	1	X	X	-	-	X	E	C
Mercer	Trenton Police	2	X	X	-	-	X	E	C
Middlesex	Edison Police	---	---	---	---	---	---	---	---
Middlesex	New Brunswick Police	0	X	X	-	-	-	E	C
Middlesex	Perth Amboy Police	1	X	X	-	-	X	E	C
Middlesex	Woodbridge Police	0	X	X	-	-	-	E	C
Morris	Parsippany Police	0	-	-	-	-	-	B	C
Ocean	Brick Township Police	0	X	-	-	-	-	B	C
Ocean	Dover Township Police	1	X	X	-	-	-	E	C
Passaic	Passaic County Sheriff	0	-	X	X	-	X	E	X
Passaic	Clifton Police	0	X	-	-	-	X	E	C
Passaic	Passaic Police	0	-	X	-	-	X	E	C
Passaic	Paterson Police	---	---	---	---	---	---	---	---
Passaic	Wayne Police	0	X	X	-	-	X	E	C
Union	Elizabeth Police	0	-	X	-	-	X	E	C
Union	Linden Police	0	X	X	-	-	-	E	C
Union	Plainfield Police	1	X	X	-	-	-	E	C
Union	Union Police	0	X	X	-	-	-	E	C
NEW MEXICO									
Bernalillo	Bernalillo County Sheriff	0	X	X	-	-	-	E	-
Bernalillo	Albuquerque Police	5	X	X	X	-	X	E	C
Dona Ana	Las Cruces Police	0	X	-	-	-	X	E	C
Santa Fe	Santa Fe Police	0	X	X	X	-	X	E	C
NEW YORK									
Albany	Albany County Sheriff	1	-	-	-	X	-	E	C
Albany	Albany Police	5	X	X	X	-	X	E	C
Albany	Colonie Police	0	-	-	-	-	X	E	C
Broome	Binghamton Police	1	X	X	-	-	-	B	C
Dutchess	Dutchess County Sheriff	6	X	-	-	X	-	E	C
Erie	Erie County Sheriff	11	-	-	X	X	-	E	X
Erie	Amherst Police	0	X	X	-	-	X	E	C
Erie	Buffalo Police	6	X	X	-	-	-	E	C
Erie	Cheektowaga Police	0	X	X	-	-	X	E	C
Erie	Tonawanda Police	0	-	-	-	-	-	E	C
Monroe	Monroe County Sheriff	3	X	-	X	X	X	E	-
Monroe	Rochester Police	7	X	X	X	-	X	E	C

Table 7a - continued

County	Name of agency	District precinct stations	Types of patrol other than automobile used on a routine basis					Emergency communication systems	
			Bicycle	Foot	Horse	Marine	Motorcycle	9-1-1	Dispatch
NEW YORK (cont)									
Nassau	Nassau County Police	8	X	X	X	X	X	E	C
Nassau	Hempstead Police	0	X	-	-	-	X	E	C
New York City	New York City Police	97	X	X	X	X	X	E	C
Niagara	Niagara County Sheriff	0	-	-	-	X	-	E	C
Niagara	Niagara Falls Police	0	X	X	-	-	X	E	C
Oneida	Utica Police	0	X	X	-	-	X	E	X
Onondaga	Onondaga County Sheriff	0	X	-	-	X	-	E	X
Onondaga	Syracuse Police	1	X	X	-	X	X	E	-
Rensselaer	Troy Police	1	X	X	X	-	X	E	-
Rockland	Rockland County Sheriff	3	-	X	X	X	-	E	X
Rockland	Clarkstown Police	0	X	X	-	-	-	E	C
Rockland	Ramapo Police	1	-	-	-	-	-	E	C
Schenectady	Schenectady Police	0	X	X	-	-	X	E	C
Suffolk	Suffolk County Sheriff	5	-	-	-	-	-	-	-
Suffolk	Suffolk County Police	7	X	X	-	X	X	E	C
Westchester	Westchester County Police	4	X	X	-	X	X	E	C
Westchester	Greenburgh Police	1	X	X	-	-	-	E	C
Westchester	Mt. Vernon Police	0	X	X	-	-	X	E	C
Westchester	New Rochelle Police	0	X	X	-	X	X	E	C
Westchester	White Plains Police	0	-	X	X	-	X	E	C
Westchester	Yonkers Police	4	X	X	-	-	X	E	C
NORTH CAROLINA									
Alamance	Burlington Police	0	X	-	-	-	-	E	C
Buncombe	Buncombe County Sheriff	2	-	-	-	-	-	E	C
Buncombe	Asheville Police	0	X	X	X	-	-	E	C
Cabarrus	Cabarrus County Sheriff	0	-	-	-	-	-	E	C
Catawba	Hickory Police	0	X	X	-	X	-	E	C
Cumberland	Cumberland County Sheriff	0	X	X	-	-	X	E	C
Cumberland	Fayetteville Police	2	X	X	X	-	X	E	C
Davidson	Davidson County Sheriff	0	-	X	-	X	X	E	C
Durham	Durham County Sheriff	0	-	-	-	-	X	E	X
Durham	Durham Police	4	X	X	-	-	X	E	C
Forsyth	Forsyth County Sheriff	0	-	-	-	-	-	E	C
Forsyth	Winston-Salem Police	1	X	X	-	-	X	E	C
Gaston	Gaston County Police	1	X	-	-	-	-	E	C
Gaston	Gastonia Police	1	X	X	-	-	-	E	C
Guilford	Guilford County Sheriff	3	-	-	-	-	-	B	-
Guilford	Greensboro Police	1	X	X	-	-	X	E	C
Guilford	High Point Police	0	-	-	-	-	X	E	C
Mecklenburg	Charlotte-Mecklenburg Police	3	X	X	-	X	-	E	C
Nash	Rocky Mount Police	0	X	X	-	X	-	E	C
New Hanover	Wilmington Police	1	X	X	X	-	-	E	-
Orange	Orange County Sheriff	1	-	X	-	-	-	E	C
Pitt	Greenville Police	0	X	X	-	-	X	E	C
Rowan	Rowan County Sheriff	0	-	-	-	-	-	B	-
Union	Union County Sheriff	4	X	-	-	-	-	E	-
Wake	Wake County Sheriff	0	-	-	-	X	X	E	C
Wake	Raleigh Police	0	X	X	X	-	X	E	C
Wilson	Wilson Police	3	X	X	X	-	-	E	C
OHIO									
Butler	Butler County Sheriff	0	X	X	X	X	X	B	X
Butler	Hamilton Police	0	X	X	-	-	-	E	C
Clark	Clark County Sheriff	2	X	X	-	-	-	E	C
Clark	Springfield Police	0	X	X	-	-	-	E	C
Cuyahoga	Cleveland Police	6	X	X	X	X	X	E	C
Cuyahoga	Cleveland Heights Police	3	-	X	-	-	X	E	C
Cuyahoga	Euclid Police	0	X	-	-	-	-	E	X
Franklin	Franklin County Sheriff	10	X	X	-	-	-	E	X
Franklin	Columbus Police	15	X	X	X	X	X	E	C
Hamilton	Hamilton County Sheriff	4	X	-	-	X	X	E	C
Hamilton	Cincinnati Police	5	X	X	-	-	X	E	C
Lorain	Lorain Police	0	X	-	-	X	-	B	C
Lucas	Lucas County Sheriff	5	-	-	-	X	-	E	C
Lucas	Toledo Police	2	X	X	X	X	X	E	C
Mahoning	Youngstown Police	1	-	-	-	-	-	B	X
Montgomery	Montgomery County Sheriff	4	X	X	-	-	-	E	C
Montgomery	Dayton Police	5	X	X	X	-	X	E	C
Stark	Stark County Sheriff	0	-	-	-	-	-	E	C
Stark	Canton Police	1	X	X	-	-	-	E	C
Summit	Summit County Sheriff	5	X	X	X	X	-	E	C
Summit	Akron Police	1	X	X	-	-	X	E	X

Table 7a - continued

County	Name of agency	District precinct stations	Types of patrol other than automobile used on a routine basis					Emergency communication systems	
			Bicycle	Foot	Horse	Marine	Motorcycle	9-1-1	Dispatch
OKLAHOMA									
Cleveland	Norman Police	0	X	-	-	-	-	E	C
Comanche	Lawton Police	0	X	-	-	-	X	E	-
Oklahoma	Oklahoma County Sheriff	3	X	X	X	-	-	E	X
Oklahoma	Oklahoma City Police	4	X	X	X	X	X	E	C
Tulsa	Tulsa County Sheriff	1	-	-	-	-	-	E	-
Tulsa	Tulsa Police	7	X	X	X	-	X	E	C
OREGON									
Clackamas	Clackamas County Sheriff	2	-	-	X	X	X	E	C
Douglas	Douglas County Sheriff	3	X	-	-	X	-	B	-
Jackson	Jackson County Sheriff	2	X	-	-	X	-	E	X
Lane	Lane County Sheriff	1	X	X	-	-	X	E	C
Lane	Eugene Police	0	-	X	-	X	-	E	C
Marion	Salem Police	1	X	X	-	-	X	E	C
Multnomah	Gresham Police	0	-	-	-	-	X	E	C
Multnomah	Portland Police	5	X	X	-	-	X	E	C
Washington	Washington County Sheriff	1	-	-	-	X	-	E	C
Washington	Beaverton Police	1	X	-	-	-	X	E	C
PENNSYLVANIA									
Allegheny	Allegheny County Sheriff	5	-	-	-	-	-	-	-
Allegheny	Allegheny County Police	4	-	X	X	-	X	E	C
Allegheny	Pittsburgh Police	10	X	X	X	X	X	E	C
Berks	Reading Police	0	X	-	-	-	X	E	C
Dauphin	Harrisburg Police	0	X	X	X	-	X	E	C
Delaware	Chester Police	0	X	X	-	-	X	B	-
Delaware	Upper Darby Township Police	0	X	X	-	-	X	E	-
Erie	Erie Police	0	X	-	-	-	X	E	C
Lackawanna	Scranton Police	2	X	X	-	-	-	E	-
Lancaster	Lancaster Police	0	X	X	X	-	X	E	-
Lehigh	Allentown Police	0	X	X	-	-	X	E	C
Montgomery	Lower Merion Township Police	0	X	X	-	-	-	E	C
Northampton	Bethlehem Police	0	X	X	-	-	X	E	C
Philadelphia	Philadelphia Police	23	X	X	X	X	X	E	C
RHODE ISLAND									
Kent	Warwick Police	0	X	-	-	-	X	E	C
Providence	Cranston Police	0	X	-	-	-	-	E	C
Providence	Pawtucket Police	1	-	-	-	-	-	E	C
Providence	Providence Police	2	X	X	-	X	X	E	C
SOUTH CAROLINA									
Anderson	Anderson County Sheriff	1	-	-	-	-	-	E	-
Beaufort	Beaufort County Sheriff	1	-	-	-	X	-	E	C
Charleston	Charleston County Sheriff	13	X	-	-	X	X	E	C
Charleston	Charleston Police	1	X	X	X	X	X	E	C
Charleston	North Charleston Police	3	X	-	-	X	X	E	C
Florence	Florence County Sheriff	0	X	-	-	X	-	E	C
Greenville	Greenville County Sheriff	2	-	-	-	-	-	E	C
Greenville	Greenville Police	1	X	X	-	-	-	E	C
Horry	Horry County Police	0	X	-	-	-	X	E	C
Horry	Myrtle Beach Police	0	X	X	-	X	X	E	C
Lexington	Lexington County Sheriff	4	-	-	X	X	-	B	C
Richland	Richland County Sheriff	4	X	-	-	X	-	E	-
Richland	Columbia Police	3	-	X	X	-	X	E	-
Spartanburg	Spartanburg County Sheriff	0	-	-	-	-	-	E	C
Spartanburg	Spartanburg Police	0	X	X	-	-	X	E	-
SOUTH DAKOTA									
Minnehaha	Sioux Falls Police	0	X	-	-	-	X	E	C
TENNESSEE									
Blount	Blount County Sheriff	0	X	-	-	X	-	E	C
Davidson	Nashville Metropolitan Police	4	X	X	X	X	X	E	C
Hamilton	Hamilton County Sheriff	0	-	-	-	-	-	-	X
Hamilton	Chattanooga Police	2	X	-	-	-	X	E	C
Knox	Knox County Sheriff	3	X	-	-	-	X	E	C
Knox	Knoxville Police	1	X	X	-	-	X	E	C

Table 7a - continued

County	Name of agency	District precinct stations	Types of patrol other than automobile used on a routine basis					Emergency communication systems	
			Bicycle	Foot	Horse	Marine	Motorcycle	9-1-1	Dispatch
TENNESSEE (cont)									
Madison	Jackson Police	0	X	X	-	-	X	E	C
Montgomery	Clarksville Police	3	X	-	X	-	-	E	-
Rutherford	Murfreesboro Police	0	X	X	-	-	X	E	C
Shelby	Shelby County Sheriff	1	-	-	-	-	-	-	X
Shelby	Memphis Police	8	X	X	X	X	X	E	C
Sullivan	Sullivan County Sheriff	1	-	-	-	-	-	E	C
Washington	Johnson City Police	0	X	X	-	-	X	E	X
TEXAS									
Bell	Killeen Police	2	X	-	-	-	-	E	C
Bell	Temple Police	1	X	X	-	-	X	E	C
Bexar	Bexar County Sheriff	0	-	-	-	-	-	E	C
Bexar	San Antonio Police	6	X	X	-	-	X	E	C
Brazoria	Brazoria County Sheriff	0	-	-	X	X	-	E	C
Cameron	Brownsville Police	0	X	-	-	-	X	E	C
Cameron	Harlingen Police	0	X	-	-	-	X	E	C
Collin	Plano Police	2	X	X	-	-	X	E	C
Dallas	Dallas County Sheriff	7	-	-	X	-	-	E	C
Dallas	Carrollton Police	1	X	-	-	-	X	E	C
Dallas	Dallas Police	6	X	X	-	-	X	E	C
Dallas	Garland Police	0	-	-	-	-	X	E	C
Dallas	Grand Prairie Police	0	X	-	-	X	X	E	C
Dallas	Irving Police	0	X	X	-	-	X	E	C
Dallas	Mesquite Police	0	X	-	-	-	-	E	X
Dallas	Richardson Police	0	X	X	-	-	X	E	C
Denton	Denton County Sheriff	0	-	-	-	X	-	E	C
Denton	Denton Police	0	X	X	-	-	X	E	C
Ector	Odessa Police	0	X	X	-	-	-	E	C
El Paso	El Paso County Sheriff	0	-	-	-	-	X	E	C
El Paso	El Paso Police	5	X	X	-	-	X	E	C
Fort Bend	Fort Bend County Sheriff	0	-	-	-	-	X	E	C
Galveston	Galveston County Sheriff	0	-	-	-	-	-	-	X
Galveston	Galveston Police	2	X	X	-	-	X	E	C
Gregg	Longview Police	0	X	-	-	-	X	E	C
Harris	Harris County Sheriff	4	X	-	X	X	X	E	C
Harris	Baytown Police	0	X	X	X	-	-	E	C
Harris	Houston Police	11	X	X	X	-	X	B	C
Harris	Pasadena Police	0	X	-	-	-	X	E	C
Hidalgo	Hidalgo County Sheriff	0	-	X	-	-	-	E	X
Hidalgo	McAllen Police	0	X	X	-	-	X	E	C
Jefferson	Beaumont Police	1	-	-	-	-	X	E	C
Jefferson	Port Arthur Police	0	X	X	-	-	-	E	C
Lubbock	Lubbock Police	0	-	-	X	-	X	E	C
McLennan	McLennan County Sheriff	0	-	-	-	-	-	-	X
McLennan	Waco Police	0	-	-	-	-	-	E	C
Midland	Midland Police	0	X	-	-	-	-	E	C
Montgomery	Montgomery County Sheriff	5	X	-	X	X	-	B	C
Nueces	Nueces County Sheriff	2	X	X	-	X	-	E	C
Nueces	Corpus Christi Police	3	X	X	-	-	X	E	C
Potter	Amarillo Police	0	X	X	-	-	X	E	C
Smith	Smith County Sheriff	2	-	-	X	X	X	E	C
Smith	Tyler Police	2	X	-	-	-	X	E	C
Tarrant	Tarrant County Sheriff	4	X	X	X	-	-	B	C
Tarrant	Arlington Police	2	X	X	X	X	X	E	C
Tarrant	Fort Worth Police	4	X	X	X	-	X	E	C
Taylor	Abilene Police	0	X	-	X	-	X	E	C
Tom Green	San Angelo Police	0	-	-	-	-	X	E	C
Travis	Travis County Sheriff	2	X	-	-	X	X	E	C
Travis	Austin Police	3	X	X	X	-	X	E	C
Victoria	Victoria County Sheriff	0	-	-	-	-	-	E	C
Webb	Webb County Sheriff	0	-	-	-	-	-	E	C
Webb	Laredo Police	9	X	X	-	-	X	B	C
Wichita	Wichita Falls Police	0	X	-	-	-	X	E	C
Williamson	Williamson County Sheriff	0	-	-	-	-	X	E	C
UTAH									
Salt Lake	Salt Lake County Sheriff	4	X	X	-	-	X	E	C
Salt Lake	Salt Lake City Police	1	X	-	-	-	X	E	C
Salt Lake	West Valley City Police	0	X	X	-	-	X	E	-
Utah	Utah County Sheriff	0	X	-	-	-	-	E	C
Weber	Ogden Police	0	X	X	-	-	X	E	C

Table 7a - continued

County	Name of agency	District precinct stations	Types of patrol other than automobile used on a routine basis					Emergency communication systems	
			Bicycle	Foot	Horse	Marine	Motorcycle	9-1-1	Dispatch
VIRGINIA									
Albemarle	Albemarle County Police	0	X	X	-	-	X	E	-
Alexandria(city)	Alexandria Police	1	X	X	-	-	X	E	C
Arlington	Arlington County Police	0	X	X	-	-	X	E	C
Chesapeake(city)	Chesapeake Police	3	X	-	-	X	X	E	C
Chesterfield	Chesterfield County Police	1	X	-	-	X	X	E	C
Danville(city)	Danville Police	2	X	X	X	-	-	E	C
Fairfax	Fairfax County Police	7	X	X	-	X	X	E	C
Hampton(city)	Hampton Police	1	X	X	-	X	-	E	C
Hanover	Hanover County Sheriff	0	-	X	X	-	-	E	C
Henrico	Henrico County Police	2	X	X	X	X	X	E	C
Loudoun	Loudoun County Sheriff	0	X	-	-	-	X	E	X
Lynchburg(city)	Lynchburg Police	0	X	X	-	-	X	E	C
Newport News(city)	Newport News Police	3	X	X	-	X	X	E	C
Norfolk(city)	Norfolk Police	2	X	X	-	X	X	E	C
Portsmouth(city)	Portsmouth Police	1	X	-	-	X	X	E	C
Prince William	Prince William County Police	2	X	X	-	-	X	E	C
Richmond(city)	Richmond Police	4	X	X	X	-	X	E	C
Roanoke(city)	Roanoke Police	0	X	X	X	-	X	E	C
Suffolk(city)	Suffolk Police	1	X	X	-	-	X	E	C
Virginia Beach(city)	Virginia Beach Police	4	X	X	X	X	X	E	C
WASHINGTON									
Clark	Clark County Sheriff	2	-	-	-	X	-	E	C
Clark	Vancouver Police	2	X	X	X	-	X	E	C
King	King County Sheriff	19	X	-	-	X	X	E	C
King	Bellevue Police	0	X	-	-	-	X	E	C
King	Federal Way Police	0	X	X	-	-	X	E	C
King	Kent Police	4	X	-	-	X	X	E	C
King	Seattle Police	4	X	X	-	X	X	E	C
Kitsap	Kitsap County Sheriff	3	X	X	-	X	X	E	C
Pierce	Pierce County Sheriff	9	X	-	-	X	X	E	C
Pierce	Tacoma Police	4	X	-	-	-	X	E	C
Snohomish	Snohomish County Sheriff	3	X	-	-	X	-	E	C
Snohomish	Everett Police	0	X	X	-	X	-	E	C
Spokane	Spokane County Sheriff	0	-	-	-	X	X	E	C
Spokane	Spokane Police	0	X	-	-	-	X	E	C
Thurston	Thurston County Sheriff	0	-	-	-	X	-	E	-
Yakima	Yakima Police	0	X	X	-	-	X	E	C
WEST VIRGINIA									
Cabell	Huntington Police	0	X	-	-	-	X	B	-
Kanawha	Charleston Police	0	X	X	-	X	X	E	-
WISCONSIN									
Brown	Brown County Sheriff	1	X	-	-	X	X	E	C
Brown	Green Bay Police	0	X	X	-	-	X	E	C
Dane	Dane County Sheriff	3	-	-	-	X	X	E	C
Dane	Madison Police	2	X	X	-	-	-	B	C
Kenosha	Kenosha County Sheriff	1	X	-	-	X	X	E	C
Kenosha	Kenosha Police	1	X	X	-	-	X	B	C
Milwaukee	Milwaukee County Sheriff	3	X	-	X	X	X	E	X
Milwaukee	Milwaukee Police	6	X	X	X	X	X	E	C
Milwaukee	West Allis Police	0	X	-	-	-	-	E	C
Outgamie	Appleton Police	0	X	X	-	-	-	E	C
Racine	Racine County Sheriff	1	X	-	-	X	X	E	C
Racine	Racine Police	0	X	X	-	-	X	E	C
Waukesha	Waukesha County Sheriff	0	-	-	-	X	X	E	C
Waukesha	Waukesha Police	0	X	X	-	-	-	E	C

Note: Codes for patrol types are as follows:
 "X"=Agency uses that type of patrol on a routine basis.
 "-"=Agency does not use that type of patrol on a routine basis.

Codes for emergency 9-1-1 system are as follows:
 "B"=Agency participates in a basic 9-1-1 system.
 "E"=Agency participates in an enhanced 9-1-1 system.
 "-"=Agency does not participate in a 9-1-1 system.

Codes for dispatch system are as follows:
 "C"=Agency operates computer-aided dispatch system.
 "X"=Agency operates basic dispatch system.
 "-"=Agency does not operate dispatch system.

---Data were not provided by an agency.

Table 8a. Training academy operation, special operations functions, and drug enforcement activities in local law enforcement agencies, 2000

County	Name of agency	Training academy operation	Special operations		Number of sworn personnel assigned to:			
			Search and rescue	SWAT*	Special drug unit		Multi-agency drug task force	
					Full-time	Part-time	Full-time	Part-time
ALABAMA								
Etowah	Gadsden Police	-	-	-	5	0	0	0
Houston	Dothan Police	-	-	-	8	0	0	0
Jefferson	Jefferson County Sheriff	X	X	X	13	0	2	0
Jefferson	Bessemer Police	X	X	-	13	0	2	0
Jefferson	Birmingham Police	X	X	X	33	0	1	0
Jefferson	Hoover Police	-	-	X	3	0	0	0
Madison	Huntsville Police	X	X	X	11	0	0	0
Mobile	Mobile County Sheriff	X	X	X	6	0	5	0
Mobile	Mobile Police	X	X	X	15	0	4	0
Montgomery	Montgomery County Sheriff	-	X	X	5	0	1	0
Montgomery	Montgomery Police	X	X	X	18	0	4	0
Morgan	Decatur Police	X	-	X	6	1	0	0
Tuscaloosa	Tuscaloosa Police	-	X	X	0	0	10	0
ALASKA								
Anchorage	Anchorage Police	X	-	X	9	0	3	0
ARIZONA								
Maricopa	Maricopa County Sheriff	---	---	---	---	---	---	---
Maricopa	Chandler Police	-	-	X	8	0	4	0
Maricopa	Glendale Police	-	-	X	12	0	2	0
Maricopa	Mesa Police	X	-	X	30	0	3	0
Maricopa	Phoenix Police	X	X	X	69	0	7	0
Maricopa	Scottsdale Police	X	X	X	8	0	1	0
Maricopa	Tempe Police	-	-	X	9	0	0	0
Pima	Pima County Sheriff	X	X	X	0	0	7	0
Pima	Tucson Police	X	X	X	20	0	20	0
Pinal	Pinal County Sheriff	-	X	X	0	0	7	0
Yuma	Yuma Police	-	-	X	0	0	3	0
ARKANSAS								
Craighead	Jonesboro Police	-	X	X	0	0	4	0
Jefferson	Pine Bluff Police	X	X	X	10	0	15	0
Pulaski	Pulaski County Sheriff	-	X	X	4	0	1	0
Pulaski	Little Rock Police	X	-	X	23	0	3	0
Pulaski	North Little Rock Police	-	-	X	11	0	2	0
Sebastian	Fort Smith Police	-	-	X	9	1	1	9
CALIFORNIA								
Alameda	Alameda County Sheriff	X	X	X	3	0	6	0
Alameda	Alameda Police	-	-	X	4	0	1	0
Alameda	Berkeley Police	-	-	X	13	0	0	0
Alameda	Fremont Police	-	-	X	0	0	4	0
Alameda	Hayward Police	-	-	X	5	7	2	0
Alameda	Oakland Police	X	X	X	19	0	6	0
Butte	Butte County Sheriff	X	X	X	4	2	1	0
Contra Costa	Contra Costa County Sheriff	-	X	X	7	0	3	0
Contra Costa	Concord Police	-	-	X	5	0	1	0
Contra Costa	Richmond Police	-	X	X	14	0	2	0
El Dorado	El Dorado County Sheriff	-	X	X	3	0	3	0
Fresno	Fresno County Sheriff	X	X	X	16	0	3	0
Fresno	Fresno Police	-	-	X	15	0	3	0
Kern	Kern County Sheriff	X	X	X	22	0	0	0
Kern	Bakersfield Police	X	-	X	18	0	2	0
Los Angeles	Los Angeles County Sheriff	X	X	X	150	11	34	0
Los Angeles	Beverly Hills Police	-	-	X	4	0	0	0
Los Angeles	Burbank Police	-	-	X	5	0	2	0
Los Angeles	Culver City Police	-	-	-	8	0	1	0
Los Angeles	Downey Police	-	-	-	5	0	1	0
Los Angeles	El Monte Police	-	-	X	6	0	2	0
Los Angeles	Glendale Police	-	-	X	9	0	1	0
Los Angeles	Inglewood Police	-	-	X	7	0	1	0
Los Angeles	Long Beach Police	X	X	X	23	0	3	0
Los Angeles	Los Angeles Police	X	X	X	327	0	25	0
Los Angeles	Pasadena Police	-	-	X	35	0	2	0
Los Angeles	Pomona Police	-	-	X	0	0	0	0
Los Angeles	Redondo Beach Police	-	-	-	7	0	1	0
Los Angeles	Santa Monica Police	-	-	X	8	0	1	0
Los Angeles	Torrance Police	-	-	X	6	0	1	0
Los Angeles	West Covina Police	-	-	X	4	0	1	0
Los Angeles	Whittier Police	-	-	-	6	0	0	0

Table 8a - continued

County	Name of agency	Training academy operation	Special operations		Number of sworn personnel assigned to:			
			Search and rescue	SWAT*	Special drug unit		Multi-agency drug task force	
					Full-time	Part-time	Full-time	Part-time
CALIFORNIA (cont)								
Marin	Marin County Sheriff	-	X	X	2	0	8	0
Monterey	Monterey County Sheriff	-	X	X	0	2	0	2
Monterey	Salinas Police	-	-	X	10	0	0	0
Orange	Orange County Sheriff-Coroner	X	X	X	20	0	5	0
Orange	Anaheim Police	-	-	X	15	0	1	0
Orange	Brea Police	-	-	X	5	0	3	0
Orange	Costa Mesa Police	---	---	---	---	---	---	---
Orange	Fullerton Police	-	-	X	4	0	4	0
Orange	Garden Grove Police	-	-	X	0	0	1	0
Orange	Huntington Beach Police	-	X	X	2	0	2	0
Orange	Irvine Police	-	-	X	6	0	1	0
Orange	Newport Beach Police	-	-	X	4	0	2	0
Orange	Orange Police	-	-	X	0	0	2	0
Orange	Santa Ana Police	-	-	X	13	1	14	0
Orange	Westminster Police	-	-	X	3	0	0	0
Placer	Placer County Sheriff	-	X	X	4	1	4	0
Riverside	Riverside County Sheriff	X	X	X	48	0	12	0
Riverside	Corona Police	-	-	X	5	0	1	0
Riverside	Riverside Police	-	-	X	7	0	6	0
Sacramento	Sacramento County Sheriff	X	X	X	11	0	5	0
Sacramento	Sacramento Police	X	-	X	33	0	0	0
San Bernardino	San Bernardino County Sheriff	X	X	X	71	0	16	0
San Bernardino	Fontana Police	-	X	X	0	0	3	0
San Bernardino	Ontario Police	-	-	X	15	0	9	0
San Bernardino	Rialto Police	-	-	X	3	0	1	0
San Bernardino	San Bernardino Police	-	-	X	16	0	2	0
San Diego	San Diego County Sheriff	X	X	X	10	0	9	0
San Diego	Chula Vista Police	-	-	X	6	0	5	0
San Diego	El Cajon Police	-	X	X	5	0	1	0
San Diego	Escondido Police	-	-	X	2	3	1	0
San Diego	Oceanside Police	-	-	X	4	0	1	0
San Diego	San Diego Police	X	-	X	49	0	17	0
San Francisco	San Francisco Police	X	X	X	34	0	13	0
San Joaquin	San Joaquin County Sheriff	X	X	X	4	0	4	0
San Joaquin	Stockton Police	-	X	X	12	0	3	0
San Luis Obispo	San Luis Obispo County Sheriff	-	X	X	5	0	0	0
San Mateo	San Mateo County Sheriff	-	X	X	0	0	8	0
San Mateo	Daly City Police	-	-	X	2	0	1	0
San Mateo	San Mateo Police	-	-	X	4	0	0	0
Santa Barbara	Santa Barbara County Sheriff	-	X	X	10	0	1	0
Santa Barbara	Santa Barbara Police	-	-	X	5	0	1	0
Santa Clara	Santa Clara County Sheriff	X	X	X	0	0	3	0
Santa Clara	San Jose Police	X	X	X	12	0	3	0
Santa Clara	Santa Clara Police	-	-	X	9	0	2	0
Santa Clara	Sunnyvale Police	X	X	-	4	0	4	0
Santa Cruz	Santa Cruz County Sheriff	-	X	X	2	0	2	0
Shasta	Shasta County Sheriff	-	X	X	0	0	1	0
Solano	Fairfield Police	-	-	X	2	0	1	0
Solano	Vallejo Police	-	-	X	0	0	0	0
Sonoma	Sonoma County Sheriff-Coroner	-	X	X	0	0	6	0
Sonoma	Santa Rosa Police	-	-	X	0	0	2	0
Stanislaus	Stanislaus County Sheriff	X	X	X	0	0	5	0
Stanislaus	Modesto Police	X	-	X	11	0	4	0
Tulare	Tulare County Sheriff	X	X	X	5	0	2	0
Tulare	Visalia Police	-	-	X	5	0	0	0
Ventura	Ventura County Sheriff	X	X	X	20	0	1	0
Ventura	Oxnard Police	-	X	X	6	0	4	0
Ventura	Simi Valley Police	-	-	X	4	0	1	0
Ventura	Ventura Police	-	-	X	0	0	3	0
COLORADO								
Adams	Adams County Sheriff	-	X	X	0	0	3	0
Adams	Thornton Police	-	X	X	0	0	3	0
Adams	Westminster Police	-	X	X	0	0	5	0
Arapahoe	Arapahoe County Sheriff	X	X	X	0	4	4	0
Arapahoe	Aurora Police	X	X	X	24	0	2	0
Boulder	Boulder County Sheriff	-	X	X	0	0	4	0
Boulder	Boulder Police	-	X	X	0	0	4	0
Denver	Denver Police	X	X	X	0	0	2	7
Douglas	Douglas County Sheriff	X	X	X	0	0	5	0
El Paso	El Paso County Sheriff	X	X	X	0	0	7	0
El Paso	Colorado Springs Police	X	X	X	0	0	25	0

Table 8a - continued

County	Name of agency	Training academy operation	Special operations		Number of sworn personnel assigned to:			
			Search and rescue	SWAT*	Special drug unit		Multi-agency drug task force	
					Full-time	Part-time	Full-time	Part-time
COLORADO (cont)								
Jefferson	Jefferson County Sheriff	X	X	X	0	0	4	0
Jefferson	Arvada Police	-	X	X	0	0	5	0
Jefferson	Lakewood Police	X	X	X	0	0	5	1
Larimer	Larimer County Sheriff	X	X	X	2	0	2	0
Larimer	Fort Collins Police	-	X	X	0	0	5	0
Pueblo	Pueblo Police	X	X	X	9	0	2	0
Weld	Weld County Sheriff	X	X	-	0	0	2	0
Weld	Greeley Police	-	X	X	0	0	6	0
CONNECTICUT								
Fairfield	Bridgeport Police	X	X	X	26	0	8	0
Fairfield	Danbury Police	-	X	X	6	1	0	0
Fairfield	Fairfield Police	-	-	X	0	0	1	0
Fairfield	Greenwich Police	-	X	X	0	0	1	0
Fairfield	Norwalk Police	-	X	X	0	0	2	0
Fairfield	Stamford Police	X	X	-	16	0	1	0
Fairfield	Stratford Police	-	X	X	5	0	0	0
Hartford	Bristol Police	-	X	X	5	0	1	0
Hartford	East Hartford Police	-	X	X	6	0	1	0
Hartford	Hartford Police	X	-	X	14	0	2	0
Hartford	Manchester Police	-	-	X	0	0	3	0
Hartford	New Britain Police	X	-	X	22	0	1	0
Hartford	West Hartford Police	-	-	X	0	0	5	0
Middlesex	Middletown Police	-	X	X	5	0	0	0
New Haven	Hamden Police	-	X	X	6	1	2	0
New Haven	Meriden Police	X	X	X	6	0	1	0
New Haven	Milford Police	X	X	X	3	0	2	0
New Haven	New Haven Police	X	X	X	10	0	7	0
New Haven	Waterbury Police	X	-	X	4	0	2	0
New Haven	West Haven Police	-	-	X	4	0	2	0
DELAWARE								
New Castle	New Castle County Police	X	X	X	20	0	5	0
New Castle	Wilmington Police	X	-	X	11	0	3	0
DISTRICT OF COLUMBIA								
Washington, DC	Washington Metropolitan Police	X	X	X	257	0	0	5
FLORIDA								
Alachua	Alachua County Sheriff	X	X	X	10	0	1	1
Alachua	Gainesville Police	X	-	X	7	0	4	0
Bay	Bay County Sheriff	-	X	X	9	0	0	0
Brevard	Brevard County Sheriff	X	X	X	11	0	0	0
Brevard	Melbourne Police	-	X	X	10	1	0	0
Brevard	Palm Bay Police	-	X	X	6	0	0	0
Broward	Broward County Sheriff	-	X	X	28	0	13	0
Broward	Coral Springs Police	-	X	X	10	0	2	0
Broward	Davie Police	-	-	X	6	0	1	0
Broward	Fort Lauderdale Police	X	-	X	25	0	1	0
Broward	Hollywood Police	-	-	X	26	0	26	0
Broward	Margate Police	-	-	X	7	0	3	0
Broward	Miramar Police	-	X	-	2	0	2	0
Broward	Pembroke Pines Police	-	-	-	10	0	0	0
Broward	Plantation Police	-	-	X	8	0	1	0
Broward	Sunrise Police	-	X	X	1	0	1	0
Charlotte	Charlotte County Sheriff	-	X	X	6	0	1	0
Citrus	Citrus County Sheriff	-	X	X	6	0	0	0
Clay	Clay County Sheriff	X	X	X	10	0	0	0
Collier	Collier County Sheriff	-	X	X	23	0	2	0
Duval	Jacksonville Sheriff	-	X	X	45	0	9	0
Escambia	Escambia County Sheriff	-	X	X	31	0	0	10
Escambia	Pensacola Police	-	-	X	5	0	2	0
Hernando	Hernando County Sheriff	-	X	X	4	0	0	0
Highlands	Highlands County Sheriff	X	X	X	8	1	8	1
Hillsborough	Hillsborough County Sheriff	-	X	X	81	0	37	0
Hillsborough	Tampa Police	-	X	X	68	0	18	0
Indian River	Indian River County Sheriff	-	X	X	0	0	7	0
Lake	Lake County Sheriff	X	X	X	9	0	2	0
Lee	Lee County Sheriff	X	X	X	13	0	4	0
Lee	Cape Coral Police	-	X	X	3	0	1	0
Lee	Fort Myers Police	-	-	X	7	0	2	0

Table 8a - continued

County	Name of agency	Training academy operation	Special operations		Number of sworn personnel assigned to:			
			Search and rescue	SWAT*	Special drug unit		Multi-agency drug task force	
					Full-time	Part-time	Full-time	Part-time
FLORIDA (cont)								
Leon	Leon County Sheriff	-	X	X	11	0	0	0
Leon	Tallahassee Police	-	-	X	15	0	0	0
Manatee	Manatee County Sheriff	X	X	X	23	0	2	0
Marion	Marion County Sheriff	-	X	X	7	0	0	0
Marion	Ocala Police	-	X	X	7	0	0	0
Martin	Martin County Sheriff	-	X	X	8	0	0	0
Miami-Dade	Miami-Dade Police	X	X	X	88	0	0	0
Miami-Dade	Coral Gables Police	-	-	X	4	0	8	0
Miami-Dade	Hialeah Police	X	X	X	11	0	2	0
Miami-Dade	Miami Police	X	X	X	41	0	20	0
Miami-Dade	Miami Beach Police	X	X	X	33	0	2	0
Miami-Dade	North Miami Police	-	X	X	4	0	2	0
Miami-Dade	North Miami Beach Police	-	-	X	4	0	9	0
Monroe	Monroe County Sheriff	X	X	X	8	0	6	0
Okaloosa	Okaloosa County Sheriff	-	X	X	0	0	6	0
Orange	Orange County Sheriff	-	X	X	120	0	120	0
Orange	Orlando Police	-	-	X	22	0	46	0
Osceola	Osceola County Sheriff	-	X	X	0	0	3	0
Palm Beach	Palm Beach County Sheriff	-	X	X	4	0	35	0
Palm Beach	Boca Raton Police	-	X	X	1	0	1	0
Palm Beach	Boynton Beach Police	-	X	X	3	0	3	0
Palm Beach	Delray Beach Police	-	X	X	5	0	1	0
Palm Beach	Riviera Beach Police	-	X	X	4	0	1	0
Palm Beach	West Palm Beach Police	-	X	X	6	0	1	0
Pasco	Pasco County Sheriff	-	X	X	13	0	4	0
Pinellas	Pinellas County Sheriff	-	X	X	53	0	1	0
Pinellas	Clearwater Police	-	-	X	0	0	1	0
Pinellas	Largo Police	-	-	X	0	0	1	0
Pinellas	St. Petersburg Police	-	-	X	39	0	0	2
Polk	Polk County Sheriff	-	X	X	20	0	4	0
Polk	Lakeland Police	-	-	X	27	0	7	8
Putnam	Putnam County Sheriff	-	X	X	4	0	1	0
St. Johns	St. Johns County Sheriff	-	X	X	6	0	1	0
St. Lucie	St. Lucie County Sheriff	-	X	X	11	0	2	0
St. Lucie	Fort Pierce Police	-	-	X	7	0	1	0
St. Lucie	Port St. Lucie Police	-	X	X	4	0	1	0
Santa Rosa	Santa Rosa County Sheriff	-	-	X	6	0	0	1
Sarasota	Sarasota County Sheriff	-	-	X	25	0	9	9
Sarasota	Sarasota Police	-	X	X	13	0	2	0
Seminole	Seminole County Sheriff	-	X	X	0	0	12	0
Seminole	Altamonte Springs Police	-	-	-	5	0	1	0
Volusia	Volusia County Sheriff	-	X	X	10	0	10	0
Volusia	Daytona Beach Police	-	X	X	22	0	3	0
GEORGIA								
Bartow	Bartow County Sheriff	X	X	X	6	0	6	0
Bibb	Bibb County Sheriff	X	X	X	10	0	3	0
Bibb	Macon Police	X	X	X	12	0	1	0
Chatham	Chatham County Police	-	X	X	0	0	14	0
Chatham	Savannah Police	-	-	X	0	10	16	0
Cherokee	Cherokee County Sheriff	-	-	X	0	0	7	0
Clarke	Athens-Clarke County Police	-	X	X	5	0	0	0
Clayton	Clayton County Police	---	---	---	---	---	---	---
Cobb	Cobb County Police	X	X	X	0	0	7	0
Cobb	Marietta Police	-	X	X	9	0	3	0
Columbia	Columbia County Sheriff	X	X	X	6	0	0	0
De Kalb	De Kalb County Police	X	X	X	13	1	14	0
Dougherty	Albany Police	-	-	X	0	0	8	0
Douglas	Douglas County Sheriff	X	X	-	7	0	0	0
Forsyth	Forsyth County Sheriff	-	X	X	3	0	3	0
Fulton	Fulton County Police	X	-	X	15	0	0	0
Fulton	Atlanta Police	X	X	X	84	0	16	1
Fulton	East Point Police	-	-	X	6	0	3	0
Fulton	Roswell Police	X	X	X	7	0	1	0
Glynn	Glynn County Police	-	-	X	6	0	0	0
Gwinnett	Gwinnett County Police	X	X	X	16	0	16	0
Hall	Hall County Sheriff	-	-	X	0	17	0	8
Muscogee	Muscogee County Sheriff	X	X	X	0	0	2	0
Muscogee	Columbus Police	-	-	X	0	0	0	0
Richmond	Augusta-Richmond Co Sheriff	-	X	X	22	0	0	0

Table 8a - continued

County	Name of agency	Training academy operation	Special operations		Number of sworn personnel assigned to:			
			Search and rescue	SWAT*	Special drug unit		Multi-agency drug task force	
					Full-time	Part-time	Full-time	Part-time
HAWAII								
Hawaii	Hawaii County Police	X	-	-	18	0	18	0
Honolulu	Honolulu Police	X	X	X	18	0	18	0
Kauai	Kauai County Police	X	X	X	9	0	0	0
Maui	Maui County Police	X	-	X	15	0	0	0
IDAHO								
Ada	Boise Police	-	X	X	7	1	0	0
Canyon	Canyon County Sheriff	X	-	X	12	0	4	0
ILLINOIS								
Champaign	Champaign Police	-	-	X	0	0	5	0
Cook	Cook County Sheriff	---	---	---	---	---	---	---
Cook	Arlington Heights Police	-	-	-	0	0	0	0
Cook	Chicago Police	X	-	X	87	0	48	0
Cook	Cicero Police	-	-	X	18	0	0	0
Cook	Evanston Police	-	-	-	11	0	0	0
Cook	Oak Lawn Police	-	X	X	0	0	1	0
Cook	Oak Park Police	-	-	-	1	0	1	0
Cook	Schaumburg Police	-	-	X	0	11	0	0
Cook	Skokie Police	-	-	X	0	0	0	0
Du Page	Du Page County Sheriff	X	X	X	2	0	3	0
Du Page	Naperville Police	-	X	X	0	0	1	0
Kane	Aurora Police	-	-	-	19	0	3	0
Kane	Elgin Police	-	-	X	5	0	1	0
Lake	Lake County Sheriff	-	X	X	0	0	3	0
Lake	Waukegan Police	-	-	X	10	0	2	0
Macon	Decatur Police	-	-	X	0	0	7	0
Peoria	Peoria Police	-	-	X	16	0	3	0
Sangamon	Springfield Police	X	-	X	0	0	11	0
Will	Will County Sheriff	-	-	X	0	0	2	0
Will	Joliet Police	-	X	X	5	0	4	0
Winnebago	Winnebago County Sheriff	-	X	-	0	0	3	0
Winnebago	Rockford Police	-	-	X	0	0	7	0
INDIANA								
Allen	Allen County Sheriff	X	-	X	5	0	2	0
Allen	Fort Wayne Police	X	-	X	2	0	2	0
Delaware	Muncie Police	-	X	X	2	0	8	0
Elkhart	Elkhart Police	X	X	X	0	0	6	0
Howard	Kokomo Police	-	X	X	5	0	1	0
Lake	Lake County Sheriff	X	X	X	7	0	5	0
Lake	East Chicago Police	-	X	X	6	0	2	0
Lake	Gary Police	-	-	X	10	0	17	0
Lake	Hammond Police	-	-	X	2	0	4	0
Madison	Anderson Police	X	X	X	0	0	4	1
Marion	Marion County Sheriff	X	X	X	17	0	2	0
Marion	Indianapolis Police	X	X	X	40	0	9	0
St. Joseph	St. Joseph County Sheriff	-	-	X	5	0	0	0
St. Joseph	South Bend Police	X	-	X	0	0	15	0
Vanderburgh	Vanderburgh County Sheriff	-	X	-	4	0	4	0
Vanderburgh	Evansville Police	-	X	X	10	0	3	0
Vigo	Terre Haute Police	-	-	X	0	0	6	0
IOWA								
Black Hawk	Waterloo Police	X	-	X	3	0	3	0
Linn	Cedar Rapids Police	X	-	X	7	0	1	0
Polk	Polk County Sheriff	X	-	X	7	0	7	0
Polk	Des Moines Police	X	X	X	20	0	2	0
Pottawattamie	Council Bluffs Police	-	-	X	0	0	6	0
Scott	Davenport Police	-	-	X	3	0	1	0
Woodbury	Sioux City Police	X	-	X	0	0	6	0
KANSAS								
Douglas	Lawrence Police	X	-	X	2	0	0	0
Johnson	Johnson County Sheriff	-	X	-	13	0	2	0
Johnson	Olathe Police	X	X	X	3	0	1	0
Johnson	Overland Park Police	X	X	X	7	0	2	0
Sedgwick	Sedgwick County Sheriff	X	-	-	5	0	3	0
Sedgwick	Wichita Police	X	X	X	0	0	3	0
Shawnee	Topeka Police	X	X	X	9	0	2	0
Wyandotte	Kansas City Police	X	-	X	11	0	4	0

Table 8a - continued

County	Name of agency	Training academy operation	Special operations		Number of sworn personnel assigned to:			
			Search and rescue	SWAT*	Special drug unit		Multi-agency drug task force	
					Full-time	Part-time	Full-time	Part-time
KENTUCKY								
Fayette	Lexington-Fayette County Police	X	X	X	9	0	3	0
Jefferson	Jefferson County Police	X	X	X	0	0	18	0
Jefferson	Louisville Police	X	X	X	20	0	23	0
Kenton	Covington Police	-	X	X	8	0	1	0
LOUISIANA								
Ascension	Ascension Parish Sheriff	-	X	X	2	13	0	0
Bossier	Bossier Parish Sheriff	-	X	X	3	0	1	0
Bossier	Bossier Police	-	-	X	9	0	1	0
Caddo	Caddo Parish Sheriff	X	X	X	8	0	2	0
Caddo	Shreveport Police	X	-	X	15	0	4	0
Calcasieu	Calcasieu Parish Sheriff	X	X	X	15	0	3	0
Calcasieu	Lake Charles Police	-	-	-	6	0	0	0
E. Baton Rouge	E. Baton Rouge Parish Sheriff	-	X	X	36	0	4	0
E. Baton Rouge	Baton Rouge Police	X	X	X	16	0	6	0
Jefferson	Jefferson Parish Sheriff	X	X	X	0	0	0	0
Jefferson	Kenner Police	X	X	X	7	0	1	0
Lafayette	Lafayette Parish Sheriff	X	X	X	0	0	11	0
Lafayette	Lafayette Police	-	-	X	0	0	9	0
Lafourche	Lafourche Parish Sheriff	X	X	X	5	0	1	0
Livingston	Livingston Parish Sheriff	X	X	X	2	0	1	0
Morehouse	Morehouse Parish Sheriff	-	X	X	0	0	5	0
Orleans	Orleans Parish Sheriff	X	X	X	0	0	0	0
Orleans	New Orleans Police	X	X	X	19	0	7	0
Ouachita	Ouachita Parish Sheriff	X	X	X	0	0	0	0
Ouachita	Monroe Police	X	X	X	10	0	3	0
Plaquemines	Plaquemines Parish Sheriff	-	X	-	2	0	2	0
Rapides	Rapides Parish Sheriff	X	X	X	0	0	7	0
Rapides	Alexandria Police	X	X	X	0	0	4	0
St. Charles	St. Charles Parish Sheriff	X	X	X	7	0	2	0
St. John the Baptist	St. John the Baptist Sheriff	-	X	-	5	1	5	0
St. Landry	St. Landry Parish Sheriff	-	X	-	7	0	7	0
St. Martin	St. Martin Parish Sheriff	-	X	X	4	0	0	0
St. Tammany	St. Tammany Parish Sheriff	X	X	X	12	0	18	0
Terrebonne	Terrebonne Parish Sheriff	X	X	X	0	0	14	0
MAINE								
Cumberland	Portland Police	-	-	X	0	0	3	0
MARYLAND								
Anne Arundel	Anne Arundel County Police	X	X	X	21	0	2	0
Anne Arundel	Annapolis Police	-	-	X	5	0	1	0
Baltimore	Baltimore County Police	X	-	X	27	0	7	0
Baltimore(city)	Baltimore Police	X	X	X	118	0	30	0
Charles	Charles County Sheriff	X	X	X	0	0	11	0
Harford	Harford County Sheriff	X	X	X	6	0	1	0
Howard	Howard County Police	X	X	X	15	0	1	0
Montgomery	Montgomery County Police	X	X	X	23	0	2	2
Prince George's	Prince George's County Police	X	-	X	47	0	13	0
MASSACHUSETTS								
Bristol	Fall River Police	X	-	X	12	0	1	0
Bristol	New Bedford Police	-	-	X	15	0	1	0
Bristol	Taunton Police	-	-	-	4	0	0	0
Essex	Lawrence Police	-	-	X	0	5	0	3
Essex	Lynn Police	-	-	-	4	0	3	0
Hampden	Chicopee Police	-	-	X	3	0	2	0
Hampden	Holyoke Police	-	-	-	8	0	2	0
Hampden	Springfield Police	X	X	-	30	0	2	0
Middlesex	Cambridge Police	-	-	X	10	0	1	0
Middlesex	Framingham Police	-	-	X	0	0	0	0
Middlesex	Lowell Police	X	X	X	5	0	3	0
Middlesex	Malden Police	-	-	-	3	0	3	0
Middlesex	Medford Police	---	---	---	---	---	---	---
Middlesex	Newton Police	-	-	X	0	2	2	0
Middlesex	Somerville Police	-	-	-	5	0	1	0
Middlesex	Waltham Police	X	-	-	3	0	2	0
Norfolk	Brookline Police	-	X	X	0	0	1	0
Norfolk	Quincy Police	X	X	X	7	0	2	0
Plymouth	Brockton Police	X	-	X	10	0	0	0
Suffolk	Boston Police	X	X	X	92	0	0	0
Suffolk	Revere Police	---	---	---	---	---	---	---
Worcester	Worcester Police	X	-	X	28	0	1	0

Table 8a - continued

County	Name of agency	Training academy operation	Special operations		Number of sworn personnel assigned to:			
			Search and rescue	SWAT*	Special drug unit		Multi-agency drug task force	
					Full-time	Part-time	Full-time	Part-time
MICHIGAN								
Calhoun	Battle Creek Police	-	X	X	6	0	2	0
Genesee	Genesee County Sheriff	-	X	X	1	0	7	0
Genesee	Flint Police	X	-	-	26	0	3	0
Ingham	Lansing Police	-	X	X	12	0	3	0
Kalamazoo	Kalamazoo County Sheriff	-	X	-	0	0	2	0
Kalamazoo	Kalamazoo Police	X	X	X	25	0	2	0
Kent	Kent County Sheriff	X	X	X	0	0	8	0
Kent	Grand Rapids Police	X	X	X	16	0	3	0
Kent	Wyoming Police	-	X	X	5	0	1	0
Macomb	Macomb County Sheriff	X	X	X	0	0	4	0
Macomb	Sterling Heights Police	-	X	X	5	0	1	0
Macomb	Warren Police	-	-	X	11	0	1	0
Oakland	Oakland County Sheriff	-	X	X	0	0	8	0
Oakland	Farmington Hills Police	-	-	-	2	0	3	0
Oakland	Pontiac Police	-	-	X	15	0	1	0
Oakland	Royal Oak Police	-	-	-	0	0	1	0
Oakland	Southfield Police	-	-	X	6	0	1	0
Oakland	Troy Police	-	-	X	0	0	1	0
Saginaw	Saginaw Police	-	-	X	1	0	3	0
Washtenaw	Washtenaw County Sheriff	X	X	X	6	0	1	0
Washtenaw	Ann Arbor Police	-	-	X	0	0	4	0
Wayne	Wayne County Sheriff	X	X	X	6	0	15	0
Wayne	Dearborn Police	-	-	X	8	0	1	0
Wayne	Detroit Police	X	X	X	214	0	18	0
Wayne	Livonia Police	-	-	X	11	0	3	0
Wayne	Taylor Police	-	-	X	0	0	6	0
Wayne	Westland Police	-	X	X	6	0	2	0
MINNESOTA								
Hennepin	Hennepin County Sheriff	X	X	X	13	0	7	0
Hennepin	Bloomington Police	X	X	X	4	0	2	0
Hennepin	Minneapolis Police	X	X	X	12	0	3	0
Olmsted	Rochester Police	X	X	X	0	0	0	0
Ramsey	Ramsey County Sheriff	X	X	X	0	0	2	0
Ramsey	St. Paul Police	X	-	X	53	0	10	0
St. Louis	Duluth Police	X	-	X	6	0	2	0
MISSISSIPPI								
Forrest	Hattiesburg Police	X	-	X	0	0	2	0
Harrison	Harrison County Sheriff	X	X	X	2	0	4	0
Harrison	Biloxi Police	-	X	X	5	0	2	2
Harrison	Gulfport Police	-	X	X	4	0	9	0
Hinds	Jackson Police	X	X	X	15	0	0	0
Lauderdale	Meridian Police	-	-	X	0	0	4	0
Lee	Tupelo Police	X	-	X	0	0	27	0
Warren	Vicksburg Police	-	X	X	6	0	0	0
Washington	Greenville Police	-	-	X	6	0	0	0
MISSOURI								
Boone	Columbia Police	-	-	X	4	0	1	0
Buchanan	St. Joseph Police	-	-	X	3	0	3	0
Greene	Springfield Police	X	-	X	11	0	3	0
Jackson	Independence Police	-	X	X	7	0	8	0
Jackson	Kansas City Police	X	-	X	73	0	0	0
Jefferson	Jefferson County Sheriff	-	X	X	0	0	6	0
St. Charles	St. Charles County Sheriff	-	X	X	2	0	3	0
St. Charles	St. Charles Police	---	---	---	---	---	---	---
St. Louis	St. Louis County Police	X	X	X	41	0	8	0
St. Louis(city)	St. Louis Police	X	-	X	19	0	5	0
MONTANA								
Yellowstone	Billings Police	X	-	X	5	0	4	0
NEBRASKA								
Douglas	Douglas County Sheriff	X	X	X	0	0	4	0
Douglas	Omaha Police	X	X	X	43	0	0	0
Lancaster	Lincoln Police	X	-	X	0	0	13	0
Sarpy	Sarpy County Sheriff	-	X	X	0	0	4	0

Table 8a - continued

County	Name of agency	Training academy operation	Special operations		Number of sworn personnel assigned to:			
			Search and rescue	SWAT*	Special drug unit		Multi-agency drug task force	
					Full-time	Part-time	Full-time	Part-time
NEVADA								
Clark	Las Vegas Metropolitan Police	X	X	X	69	0	34	0
Clark	Henderson Police	-	-	X	5	0	1	0
Clark	North Las Vegas Police	-	-	X	8	0	1	0
Washoe	Washoe County Sheriff	X	X	X	7	0	1	0
Washoe	Reno Police	-	-	X	0	0	6	0
NEW HAMPSHIRE								
Hillsborough	Manchester Police	X	X	X	6	0	2	0
Hillsborough	Nashua Police	-	-	-	5	0	3	0
NEW JERSEY								
Atlantic	Atlantic City Police	X	X	X	25	0	2	0
Bergen	Hackensack Police	-	-	-	6	0	0	0
Camden	Camden Police	-	-	X	0	0	12	0
Camden	Cherry Hill Police	-	-	X	1	0	1	0
Cape May	Cape May County Sheriff	-	X	-	0	0	1	0
Cumberland	Vineland Police	X	X	X	4	0	1	0
Essex	Belleville Police	-	-	-	4	0	1	0
Essex	Bloomfield Police	-	-	-	0	0	0	0
Essex	East Orange Police	-	-	-	20	0	4	0
Essex	Irvington Police	-	X	X	0	0	0	0
Essex	Montclair Police	-	-	X	4	0	0	0
Essex	Newark Police	X	X	X	16	0	7	0
Essex	Orange Police	-	-	-	3	0	1	0
Essex	West Orange Police	-	-	-	0	0	0	0
Hudson	Hudson County Sheriff	-	-	-	1	0	0	0
Hudson	Bayonne Police	-	X	-	10	0	3	0
Hudson	Hoboken Police	-	-	X	4	0	5	0
Hudson	Jersey City Police	X	-	X	33	0	3	0
Hudson	Kearny Police	-	-	X	4	0	9	0
Hudson	North Bergen Police	-	-	X	2	0	0	0
Hudson	Union City Police	-	-	-	7	0	0	0
Hudson	West New York Police	-	X	X	5	0	3	0
Mercer	Hamilton Police	-	-	X	6	0	1	0
Mercer	Trenton Police	X	X	X	48	0	0	0
Middlesex	Edison Police	---	---	---	---	---	---	---
Middlesex	New Brunswick Police	-	-	X	9	0	0	0
Middlesex	Perth Amboy Police	-	-	-	7	0	0	0
Middlesex	Woodbridge Police	-	X	X	6	0	0	0
Morris	Parsippany Police	-	-	-	1	0	0	0
Ocean	Brick Township Police	X	-	X	4	0	1	0
Ocean	Dover Township Police	-	-	X	0	0	0	0
Passaic	Passaic County Sheriff	X	X	X	10	0	2	0
Passaic	Clifton Police	X	X	X	9	0	1	0
Passaic	Passaic Police	X	-	-	0	0	0	3
Passaic	Paterson Police	---	---	---	---	---	---	---
Passaic	Wayne Police	-	X	-	6	0	1	0
Union	Elizabeth Police	-	-	X	8	0	1	0
Union	Linden Police	-	-	-	5	0	1	0
Union	Plainfield Police	-	-	-	26	0	1	0
Union	Union Police	-	-	X	5	0	1	0
NEW MEXICO								
Bernalillo	Bernalillo County Sheriff	X	-	X	8	0	3	0
Bernalillo	Albuquerque Police	X	-	X	12	0	0	0
Dona Ana	Las Cruces Police	X	X	X	6	0	3	0
Santa Fe	Santa Fe Police	-	-	X	0	3	0	1
NEW YORK								
Albany	Albany County Sheriff	-	X	-	5	0	0	0
Albany	Albany Police	-	-	X	17	0	3	0
Albany	Colony Police	-	X	X	4	0	0	0
Broome	Binghamton Police	-	-	X	9	0	0	0
Dutchess	Dutchess County Sheriff	X	X	-	3	0	3	0
Erie	Erie County Sheriff	X	X	X	16	0	4	0
Erie	Amherst Police	-	X	X	5	0	0	0
Erie	Buffalo Police	X	X	X	34	0	2	0
Erie	Cheektowaga Police	-	-	X	5	0	0	1
Erie	Tonawanda Police	-	-	X	1	0	0	0
Monroe	Monroe County Sheriff	-	X	X	0	0	7	0
Monroe	Rochester Police	X	X	X	57	0	24	0

Table 8a - continued

County	Name of agency	Training academy operation	Special operations		Number of sworn personnel assigned to:			
			Search and rescue	SWAT*	Special drug unit		Multi-agency drug task force	
					Full-time	Part-time	Full-time	Part-time
NEW YORK (cont)								
Nassau	Nassau County Police	X	X	X	47	0	9	0
Nassau	Hempstead Police	-	-	-	12	0	4	0
New York City	New York City Police	X	X	X	3390	0	170	0
Niagara	Niagara County Sheriff	X	X	X	0	0	7	0
Niagara	Niagara Falls Police	X	-	X	7	0	2	0
Oneida	Utica Police	X	X	X	4	0	4	0
Onondaga	Onondaga County Sheriff	X	X	X	10	0	0	0
Onondaga	Syracuse Police	X	X	X	5	0	0	0
Rensselaer	Troy Police	-	X	X	3	0	0	0
Rockland	Rockland County Sheriff	X	X	X	0	0	4	0
Rockland	Clarkstown Police	-	-	X	0	0	2	0
Rockland	Ramapo Police	-	-	-	0	0	0	0
Schenectady	Schenectady Police	X	-	X	9	7	1	0
Suffolk	Suffolk County Sheriff	X	-	-	0	0	3	0
Suffolk	Suffolk County Police	X	X	X	105	0	8	0
Westchester	Westchester County Police	X	X	X	14	0	4	0
Westchester	Greenburgh Police	-	-	X	0	5	0	0
Westchester	Mt. Vernon Police	-	-	X	7	0	2	0
Westchester	New Rochelle Police	X	X	X	7	0	1	0
Westchester	White Plains Police	X	-	X	7	0	1	0
Westchester	Yonkers Police	-	X	X	8	0	2	0
NORTH CAROLINA								
Alamance	Burlington Police	X	-	X	6	0	0	1
Buncombe	Buncombe County Sheriff	X	X	X	0	0	7	0
Buncombe	Asheville Police	-	-	X	0	0	4	0
Cabarrus	Cabarrus County Sheriff	-	X	X	2	0	0	0
Catawba	Hickory Police	-	-	X	3	0	0	1
Cumberland	Cumberland County Sheriff	-	X	X	13	15	1	0
Cumberland	Fayetteville Police	X	X	X	9	0	2	0
Davidson	Davidson County Sheriff	-	X	X	10	1	5	0
Durham	Durham County Sheriff	X	X	X	9	3	1	0
Durham	Durham Police	X	X	X	22	0	4	0
Forsyth	Forsyth County Sheriff	X	X	X	8	0	0	0
Forsyth	Winston-Salem Police	X	X	X	19	0	0	1
Gaston	Gaston County Police	-	X	X	7	0	1	0
Gaston	Gastonia Police	-	-	X	0	0	0	0
Guilford	Guilford County Sheriff	-	X	X	5	0	1	0
Guilford	Greensboro Police	X	X	X	18	0	0	0
Guilford	High Point Police	-	-	X	13	0	1	0
Mecklenburg	Charlotte-Mecklenburg Police	X	-	X	35	0	3	0
Nash	Rocky Mount Police	-	X	-	4	0	1	0
New Hanover	Wilmington Police	X	-	-	0	0	9	0
Orange	Orange County Sheriff	-	X	X	5	0	2	0
Pitt	Greenville Police	-	-	X	9	0	4	0
Rowan	Rowan County Sheriff	-	-	X	4	0	1	0
Union	Union County Sheriff	X	X	X	4	0	4	0
Wake	Wake County Sheriff	X	X	-	15	0	15	0
Wake	Raleigh Police	X	-	X	25	0	1	1
Wilson	Wilson Police	X	X	X	3	0	0	3
OHIO								
Butler	Butler County Sheriff	X	X	X	5	0	0	0
Butler	Hamilton Police	-	-	X	5	0	1	0
Clark	Clark County Sheriff	X	X	-	0	0	2	0
Clark	Springfield Police	-	-	X	5	0	1	0
Cuyahoga	Cleveland Police	X	X	X	25	0	11	0
Cuyahoga	Cleveland Heights Police	X	-	X	0	5	3	0
Cuyahoga	Euclid Police	X	-	X	6	0	0	0
Franklin	Franklin County Sheriff	X	X	X	7	0	7	0
Franklin	Columbus Police	X	X	X	62	0	1	0
Hamilton	Hamilton County Sheriff	X	X	X	0	0	3	0
Hamilton	Cincinnati Police	X	-	X	33	0	9	0
Lorain	Lorain Police	-	-	X	5	0	0	0
Lucas	Lucas County Sheriff	-	X	X	0	0	2	0
Lucas	Toledo Police	X	-	X	20	0	5	0
Mahoning	Youngstown Police	-	-	X	9	0	10	0
Montgomery	Montgomery County Sheriff	-	X	X	4	0	4	0
Montgomery	Dayton Police	X	-	X	49	0	1	0
Stark	Stark County Sheriff	X	-	X	1	0	1	0
Stark	Canton Police	X	-	X	10	3	3	3
Summit	Summit County Sheriff	X	X	X	6	0	1	0
Summit	Akron Police	X	-	X	8	0	1	0

Table 8a - continued

County	Name of agency	Training academy operation	Special operations		Number of sworn personnel assigned to:			
			Search and rescue	SWAT*	Special drug unit		Multi-agency drug task force	
					Full-time	Part-time	Full-time	Part-time
OKLAHOMA								
Cleveland	Norman Police	X	-	X	7	0	1	0
Comanche	Lawton Police	-	X	X	7	0	0	0
Oklahoma	Oklahoma County Sheriff	X	X	X	3	0	3	0
Oklahoma	Oklahoma City Police	X	X	X	51	0	6	0
Tulsa	Tulsa County Sheriff	-	-	-	3	0	2	0
Tulsa	Tulsa Police	X	X	X	40	0	6	0
OREGON								
Clackamas	Clackamas County Sheriff	-	X	X	5	0	0	2
Douglas	Douglas County Sheriff	-	X	X	0	0	3	0
Jackson	Jackson County Sheriff	-	X	X	0	0	4	0
Lane	Lane County Sheriff	X	-	X	0	0	4	1
Lane	Eugene Police	-	X	-	0	0	1	0
Marion	Salem Police	-	-	X	5	0	4	0
Multnomah	Gresham Police	-	-	X	1	0	1	1
Multnomah	Portland Police	X	-	X	38	0	4	0
Washington	Washington County Sheriff	X	X	X	0	0	6	0
Washington	Beaverton Police	-	-	X	0	0	1	0
PENNSYLVANIA								
Allegheny	Allegheny County Sheriff	X	X	-	0	0	3	0
Allegheny	Allegheny County Police	X	-	X	19	0	1	2
Allegheny	Pittsburgh Police	X	X	X	50	0	5	0
Berks	Reading Police	X	-	-	12	1	1	0
Dauphin	Harrisburg Police	-	-	-	4	0	0	0
Delaware	Chester Police	-	X	X	6	0	1	0
Delaware	Upper Darby Township Police	-	-	X	0	0	1	0
Erie	Erie Police	-	-	X	5	0	3	0
Lackawanna	Scranton Police	-	X	X	5	0	5	0
Lancaster	Lancaster Police	-	-	X	8	0	3	0
Lehigh	Allentown Police	X	-	X	13	0	1	0
Montgomery	Lower Merion Township Police	-	-	X	0	4	2	0
Northampton	Bethlehem Police	-	X	X	7	0	0	1
Philadelphia	Philadelphia Police	X	X	X	373	0	108	0
RHODE ISLAND								
Kent	Warwick Police	-	X	X	4	0	1	0
Providence	Cranston Police	X	X	X	4	0	1	0
Providence	Pawtucket Police	-	X	-	12	0	2	0
Providence	Providence Police	X	X	X	0	0	0	0
SOUTH CAROLINA								
Anderson	Anderson County Sheriff	X	X	X	6	0	0	0
Beaufort	Beaufort County Sheriff	-	X	X	6	0	2	0
Charleston	Charleston County Sheriff	-	X	X	14	0	9	0
Charleston	Charleston Police	-	X	X	12	0	1	0
Charleston	North Charleston Police	-	-	X	14	0	4	0
Florence	Florence County Sheriff	-	X	X	11	0	2	0
Greenville	Greenville County Sheriff	X	X	X	10	0	1	0
Greenville	Greenville Police	-	X	X	14	0	1	0
Horry	Horry County Police	-	X	X	12	0	0	0
Horry	Myrtle Beach Police	X	X	X	8	0	0	3
Lexington	Lexington County Sheriff	-	X	X	13	0	1	0
Richland	Richland County Sheriff	-	X	X	20	0	2	0
Richland	Columbia Police	X	X	X	10	0	1	10
Spartanburg	Spartanburg County Sheriff	-	X	X	10	0	0	0
Spartanburg	Spartanburg Police	-	X	X	8	0	1	0
SOUTH DAKOTA								
Minnehaha	Sioux Falls Police	-	X	X	0	0	7	0
TENNESSEE								
Blount	Blount County Sheriff	-	X	X	5	0	0	0
Davidson	Nashville Metropolitan Police	X	-	X	0	0	0	0
Hamilton	Hamilton County Sheriff	-	-	-	3	0	3	0
Hamilton	Chattanooga Police	X	X	X	6	0	2	0
Knox	Knox County Sheriff	X	X	X	6	0	3	0
Knox	Knoxville Police	X	-	X	12	0	0	0

Table 8a - continued

County	Name of agency	Training academy operation	Special operations		Number of sworn personnel assigned to:			
			Search and rescue	SWAT*	Special drug unit		Multi-agency drug task force	
					Full-time	Part-time	Full-time	Part-time
TENNESSEE (cont)								
Madison	Jackson Police	-	X	X	12	0	0	0
Montgomery	Clarksville Police	-	-	X	14	0	0	0
Rutherford	Murfreesboro Police	-	-	X	7	0	0	0
Shelby	Shelby County Sheriff	X	X	X	6	0	13	0
Shelby	Memphis Police	X	X	X	48	0	4	0
Sullivan	Sullivan County Sheriff	-	X	X	2	0	2	0
Washington	Johnson City Police	X	X	X	0	0	3	0
TEXAS								
Bell	Killeen Police	X	-	X	12	0	1	0
Bell	Temple Police	-	-	X	7	0	1	0
Bexar	Bexar County Sheriff	X	X	X	4	0	0	0
Bexar	San Antonio Police	X	X	X	28	30	14	0
Brazoria	Brazoria County Sheriff	X	X	X	8	0	0	0
Cameron	Brownsville Police	X	X	X	8	0	2	0
Cameron	Harlingen Police	-	-	-	4	0	1	0
Collin	Plano Police	X	X	X	10	0	4	0
Dallas	Dallas County Sheriff	X	-	-	20	0	5	0
Dallas	Carrollton Police	-	-	X	4	0	1	0
Dallas	Dallas Police	X	-	X	116	0	6	0
Dallas	Garland Police	X	-	X	8	0	1	0
Dallas	Grand Prairie Police	X	X	X	0	0	1	0
Dallas	Irving Police	X	X	X	14	0	3	0
Dallas	Mesquite Police	-	-	X	5	0	0	0
Dallas	Richardson Police	-	-	X	6	0	1	0
Denton	Denton County Sheriff	X	-	X	0	0	5	0
Denton	Denton Police	X	-	X	2	0	1	0
Ector	Odessa Police	-	X	X	6	0	2	0
El Paso	El Paso County Sheriff	X	X	X	6	0	13	0
El Paso	El Paso Police	X	X	X	27	0	17	0
Fort Bend	Fort Bend County Sheriff	X	X	X	0	0	12	0
Galveston	Galveston County Sheriff	X	X	-	1	0	2	0
Galveston	Galveston Police	X	X	X	4	0	3	0
Gregg	Longview Police	X	-	X	5	0	1	0
Harris	Harris County Sheriff	X	X	-	0	0	61	0
Harris	Baytown Police	X	X	X	6	0	5	0
Harris	Houston Police	X	X	X	235	0	0	0
Harris	Pasadena Police	X	X	X	9	0	5	0
Hidalgo	Hidalgo County Sheriff	X	-	X	0	9	4	0
Hidalgo	McAllen Police	X	-	X	0	0	6	0
Jefferson	Beaumont Police	-	X	X	7	0	6	0
Jefferson	Port Arthur Police	-	X	X	7	0	0	0
Lubbock	Lubbock Police	X	-	X	13	0	13	0
McLennan	McLennan County Sheriff	-	X	-	0	4	3	0
McLennan	Waco Police	X	X	X	11	0	1	0
Midland	Midland Police	X	-	X	6	0	2	0
Montgomery	Montgomery County Sheriff	X	X	X	5	0	1	0
Nueces	Nueces County Sheriff	X	X	X	3	0	3	0
Nueces	Corpus Christi Police	X	X	X	0	0	5	0
Potter	Amarillo Police	X	X	X	0	0	17	0
Smith	Smith County Sheriff	X	X	X	2	0	1	0
Smith	Tyler Police	X	X	X	3	0	1	0
Tarrant	Tarrant County Sheriff	X	-	X	7	0	5	0
Tarrant	Arlington Police	X	-	X	20	0	5	0
Tarrant	Fort Worth Police	X	-	X	28	0	30	0
Taylor	Abilene Police	X	-	X	6	0	0	0
Tom Green	San Angelo Police	-	-	X	0	0	9	0
Travis	Travis County Sheriff	X	X	X	0	0	5	0
Travis	Austin Police	X	X	X	33	0	1	6
Victoria	Victoria County Sheriff	X	X	X	3	0	0	0
Webb	Webb County Sheriff	-	-	-	0	0	3	0
Webb	Laredo Police	-	-	X	5	0	9	0
Wichita	Wichita Falls Police	X	-	X	5	0	6	0
Williamson	Williamson County Sheriff	X	X	-	2	0	2	0
UTAH								
Salt Lake	Salt Lake County Sheriff	X	X	X	7	5	3	0
Salt Lake	Salt Lake City Police	X	X	X	10	0	2	0
Salt Lake	West Valley City Police	-	-	X	9	0	2	0
Utah	Utah County Sheriff	X	X	X	0	0	3	0
Weber	Ogden Police	-	X	X	0	0	7	0

Table 8a - continued

County	Name of agency	Training academy operation	Special operations		Number of sworn personnel assigned to:			
			Search and rescue	SWAT*	Special drug unit		Multi-agency drug task force	
					Full-time	Part-time	Full-time	Part-time
VIRGINIA								
Albemarle	Albemarle County Police	-	X	X	0	0	0	0
Alexandria(city)	Alexandria Police	-	X	X	8	0	5	0
Arlington	Arlington County Police	-	X	X	12	0	4	0
Chesapeake(city)	Chesapeake Police	-	X	X	5	0	25	0
Chesterfield	Chesterfield County Police	X	X	X	2	0	3	0
Danville(city)	Danville Police	X	X	X	35	0	3	0
Fairfax	Fairfax County Police	-	X	X	16	0	2	0
Hampton(city)	Hampton Police	X	X	X	10	0	2	0
Hanover	Hanover County Sheriff	X	X	X	20	0	3	0
Henrico	Henrico County Police	X	X	X	8	0	2	0
Loudoun	Loudoun County Sheriff	X	X	X	16	0	2	0
Lynchburg(city)	Lynchburg Police	-	-	X	0	0	0	0
Newport News(city)	Newport News Police	X	X	X	20	0	4	0
Norfolk(city)	Norfolk Police	X	X	X	48	0	1	0
Portsmouth(city)	Portsmouth Police	X	X	X	0	0	2	0
Prince William	Prince William County Police	X	X	X	9	0	3	0
Richmond(city)	Richmond Police	X	X	X	0	0	0	0
Roanoke(city)	Roanoke Police	X	X	X	14	1	1	0
Suffolk(city)	Suffolk Police	-	-	-	5	0	1	0
Virginia Beach(city)	Virginia Beach Police	X	X	X	31	0	4	0
WASHINGTON								
Clark	Clark County Sheriff	-	X	X	15	0	15	0
Clark	Vancouver Police	-	X	X	0	0	3	0
King	King County Sheriff	X	X	X	11	0	2	0
King	Bellevue Police	-	X	X	0	0	7	0
King	Federal Way Police	-	X	-	58	0	0	0
King	Kent Police	X	X	X	2	0	2	0
King	Seattle Police	X	X	X	39	0	3	0
Kitsap	Kitsap County Sheriff	-	X	X	1	0	1	0
Pierce	Pierce County Sheriff	-	X	X	9	0	1	0
Pierce	Tacoma Police	X	X	X	13	0	1	0
Snohomish	Snohomish County Sheriff	-	X	X	0	0	7	0
Snohomish	Everett Police	X	-	X	0	0	7	0
Spokane	Spokane County Sheriff	-	X	X	8	0	2	0
Spokane	Spokane Police	X	-	X	12	0	2	0
Thurston	Thurston County Sheriff	-	X	X	0	4	3	0
Yakima	Yakima Police	X	X	X	3	0	1	0
WEST VIRGINIA								
Cabell	Huntington Police	-	-	-	0	0	4	0
Kanawha	Charleston Police	-	-	X	0	0	9	0
WISCONSIN								
Brown	Brown County Sheriff	X	X	X	0	0	4	0
Brown	Green Bay Police	-	X	X	0	0	3	2
Dane	Dane County Sheriff	-	X	X	0	0	6	0
Dane	Madison Police	X	X	X	20	0	5	0
Kenosha	Kenosha County Sheriff	-	X	X	0	0	5	2
Kenosha	Kenosha Police	-	-	X	0	0	4	0
Milwaukee	Milwaukee County Sheriff	X	X	X	16	0	12	0
Milwaukee	Milwaukee Police	X	X	X	92	0	17	0
Milwaukee	West Allis Police	-	X	X	5	0	3	0
Outgamie	Appleton Police	-	X	X	3	0	1	0
Racine	Racine County Sheriff	-	X	X	4	0	1	0
Racine	Racine Police	-	-	X	7	0	1	0
Waukesha	Waukesha County Sheriff	-	X	X	0	0	5	0
Waukesha	Waukesha Police	-	-	X	0	3	3	0

*Special Weapons and Tactics

Note: Codes for agency functions are as follows:

"X"=Agency performs that function on a regular basis.

"-"=Agency does not perform that function on a regular basis.

Officers assigned to a special drug unit may have also been assigned to a drug task force. Special unit and task force totals exclude part-time officers.

---Data were not provided by an agency.

Table 9a. Court-related functions and detention facilities of local law enforcement agencies, 2000

County	Name of agency	Court-related functions			Detention facilities		Adult lockups		Juvenile lockups	
		Execute warrants	Court security	Serve process	Jail	Lockup	Total capacity	Maximum hold time	Total capacity	Maximum hold time
ALABAMA										
Etowah	Gadsden Police	X	X	-	-	-	-	-	-	-
Houston	Dothan Police	-	X	-	X	-	-	-	-	-
Jefferson	Jefferson County Sheriff	X	X	X	X	-	-	-	-	-
Jefferson	Bessemer Police	X	X	-	X	-	-	-	-	-
Jefferson	Birmingham Police	X	X	-	X	-	-	-	-	-
Jefferson	Hoover Police	X	X	X	X	-	-	-	-	-
Madison	Huntsville Police	X	-	-	X	-	-	-	-	-
Mobile	Mobile County Sheriff	X	X	X	X	-	-	-	-	-
Mobile	Mobile Police	X	-	-	-	-	-	-	-	-
Montgomery	Montgomery County Sheriff	X	X	X	X	-	-	-	-	-
Montgomery	Montgomery Police	X	-	-	X	-	-	-	-	-
Morgan	Decatur Police	X	X	X	X	-	-	-	-	-
Tuscaloosa	Tuscaloosa Police	X	X	-	-	-	-	-	-	-
ALASKA										
Anchorage	Anchorage Police	X	-	-	-	-	-	-	-	-
ARIZONA										
Maricopa	Maricopa County Sheriff	---	---	---	---	---	---	---	---	---
Maricopa	Chandler Police	X	-	-	X	X	30	8	-	-
Maricopa	Glendale Police	X	X	X	X	-	-	-	-	-
Maricopa	Mesa Police	X	-	-	X	X	30	24	6	6
Maricopa	Phoenix Police	X	X	X	-	-	-	-	-	-
Maricopa	Scottsdale Police	X	-	X	X	X	28	24	4	6
Maricopa	Tempe Police	X	-	-	X	X	23	72	6	6
Pima	Pima County Sheriff	X	X	X	X	-	-	-	-	-
Pima	Tucson Police	X	X	X	-	X	3	36	-	-
Pinal	Pinal County Sheriff	X	X	X	X	X	477	24	-	-
Yuma	Yuma Police	X	-	X	-	-	-	-	-	-
ARKANSAS										
Craighead	Jonesboro Police	X	X	-	-	-	-	-	-	-
Jefferson	Pine Bluff Police	X	-	X	-	-	-	-	-	-
Pulaski	Pulaski County Sheriff	X	-	X	X	-	-	-	-	-
Pulaski	Little Rock Police	X	-	-	-	-	-	-	-	-
Pulaski	North Little Rock Police	X	X	X	-	-	-	-	-	-
Sebastian	Fort Smith Police	X	X	-	-	-	-	-	-	-
CALIFORNIA										
Alameda	Alameda County Sheriff	X	X	X	X	X	12	2	12	2
Alameda	Alameda Police	X	-	-	-	X	19	24	2	3
Alameda	Berkeley Police	X	-	-	X	X	46	96	-	-
Alameda	Fremont Police	X	-	-	X	X	46	72	-	-
Alameda	Hayward Police	X	-	X	X	X	67	72	-	-
Alameda	Oakland Police	X	-	X	X	X	320	48	7	6
Butte	Butte County Sheriff	X	X	X	X	-	-	-	-	-
Contra Costa	Contra Costa County Sheriff	X	X	X	X	-	-	-	-	-
Contra Costa	Concord Police	X	-	-	X	X	25	24	5	6
Contra Costa	Richmond Police	X	-	-	X	X	24	24	1	4
El Dorado	El Dorado County Sheriff	X	X	X	X	-	-	-	-	-
Fresno	Fresno County Sheriff	X	X	X	X	-	-	-	-	-
Fresno	Fresno Police	X	-	-	-	-	-	-	-	-
Kern	Kern County Sheriff	X	X	X	X	-	-	-	-	-
Kern	Bakersfield Police	X	-	-	-	-	-	-	-	-
Los Angeles	Los Angeles County Sheriff	X	X	X	X	-	-	-	-	-
Los Angeles	Beverly Hills Police	X	-	-	X	X	28	48	-	-
Los Angeles	Burbank Police	X	-	-	X	-	-	-	-	-
Los Angeles	Culver City Police	X	-	-	-	-	-	-	-	-
Los Angeles	Downey Police	X	-	X	-	-	-	-	-	-
Los Angeles	El Monte Police	X	-	-	X	X	20	72	8	6
Los Angeles	Glendale Police	X	-	-	X	X	55	96	5	6
Los Angeles	Inglewood Police	-	-	-	X	X	35	48	5	5
Los Angeles	Long Beach Police	X	-	-	X	X	154	48	35	6
Los Angeles	Los Angeles Police	X	-	-	X	-	-	-	-	-
Los Angeles	Pasadena Police	X	-	-	X	X	104	48	5	6
Los Angeles	Pomona Police	X	-	-	X	X	75	72	4	6
Los Angeles	Redondo Beach Police	X	-	-	X	-	-	-	-	-
Los Angeles	Santa Monica Police	X	-	-	X	X	100	48	-	-
Los Angeles	Torrance Police	X	-	-	X	-	-	-	-	-
Los Angeles	West Covina Police	X	-	-	X	X	28	48	4	4
Los Angeles	Whittier Police	X	-	-	X	X	16	48	-	-

Table 9a - continued

County	Name of agency	Court-related functions			Detention facilities		Adult lockups		Juvenile lockups	
		Execute warrants	Court security	Serve process	Jail	Lockup	Total capacity	Maximum hold time	Total capacity	Maximum hold time
CALIFORNIA (cont)										
Marin	Marin County Sheriff	X	X	X	X	-	-	-	-	-
Monterey	Monterey County Sheriff	X	X	X	X	-	-	-	-	-
Monterey	Salinas Police	X	-	X	-	-	-	-	-	-
Orange	Orange County Sheriff-Coroner	X	X	-	X	-	-	-	-	-
Orange	Anaheim Police	X	-	-	X	X	144	96	-	-
Orange	Brea Police	X	-	-	X	X	6	24	2	6
Orange	Costa Mesa Police	---	---	---	---	---	---	---	---	---
Orange	Fullerton Police	X	-	-	X	X	16	24	2	6
Orange	Garden Grove Police	X	-	-	-	X	6	8	4	3
Orange	Huntington Beach Police	X	-	-	X	X	82	72	10	6
Orange	Irvine Police	X	-	-	-	-	-	-	-	-
Orange	Newport Beach Police	X	-	-	X	X	28	96	16	6
Orange	Orange Police	X	-	-	-	X	32	12	4	6
Orange	Santa Ana Police	X	-	-	X	-	-	-	-	-
Orange	Westminster Police	X	-	-	-	X	20	8	6	4
Placer	Placer County Sheriff	X	X	X	X	X	4	72	-	-
Riverside	Riverside County Sheriff	X	X	X	X	-	-	-	-	-
Riverside	Corona Police	X	-	-	-	X	18	24	2	6
Riverside	Riverside Police	X	-	-	-	-	-	-	-	-
Sacramento	Sacramento County Sheriff	X	X	X	X	-	-	-	-	-
Sacramento	Sacramento Police	X	-	-	-	-	-	-	-	-
San Bernardino	San Bernardino County Sheriff	X	X	X	X	X	187	72	-	-
San Bernardino	Fontana Police	X	-	-	-	-	-	-	-	-
San Bernardino	Ontario Police	X	-	-	-	X	12	6	12	6
San Bernardino	Rialto Police	X	-	-	-	-	-	-	-	-
San Bernardino	San Bernardino Police	X	-	-	X	-	-	-	-	-
San Diego	San Diego County Sheriff	X	X	X	X	-	-	-	-	-
San Diego	Chula Vista Police	X	-	X	-	X	6	72	5	6
San Diego	El Cajon Police	X	-	-	-	-	-	-	-	-
San Diego	Escondido Police	X	-	-	-	X	10	24	10	6
San Diego	Oceanside Police	X	-	-	-	-	-	-	-	-
San Diego	San Diego Police	-	-	-	-	-	-	-	-	-
San Francisco	San Francisco Police	X	-	-	-	-	-	-	-	-
San Joaquin	San Joaquin County Sheriff	X	X	X	X	-	-	-	-	-
San Joaquin	Stockton Police	X	-	-	-	-	-	-	-	-
San Luis Obispo	San Luis Obispo County Sheriff	X	X	X	X	-	-	-	-	-
San Mateo	San Mateo County Sheriff	X	X	X	X	X	62	4	-	-
San Mateo	Daly City Police	X	-	-	-	-	-	-	-	-
San Mateo	San Mateo Police	X	-	-	-	-	-	-	-	-
Santa Barbara	Santa Barbara County Sheriff	X	X	X	X	-	-	-	-	-
Santa Barbara	Santa Barbara Police	X	-	-	-	X	2	2	-	-
Santa Clara	Santa Clara County Sheriff	X	X	X	X	-	-	-	-	-
Santa Clara	San Jose Police	X	-	-	-	X	39	12	20	12
Santa Clara	Santa Clara Police	X	-	X	-	X	3	2	1	2
Santa Clara	Sunnyvale Police	X	-	-	-	-	-	-	-	-
Santa Cruz	Santa Cruz County Sheriff	X	X	X	X	-	-	-	-	-
Shasta	Shasta County Sheriff	X	-	-	X	-	-	-	-	-
Solano	Fairfield Police	X	-	-	-	-	-	-	-	-
Solano	Vallejo Police	X	-	-	-	-	-	-	-	-
Sonoma	Sonoma County Sheriff-Coroner	X	X	X	X	-	-	-	-	-
Sonoma	Santa Rosa Police	X	-	-	-	-	-	-	-	-
Stanislaus	Stanislaus County Sheriff	X	X	X	X	-	-	-	-	-
Stanislaus	Modesto Police	X	-	-	-	-	-	-	-	-
Tulare	Tulare County Sheriff	X	X	X	X	-	-	-	-	-
Tulare	Visalia Police	X	-	-	-	X	2	8	-	-
Ventura	Ventura County Sheriff	X	X	X	X	X	120	24	-	-
Ventura	Oxnard Police	-	-	-	-	-	-	-	-	-
Ventura	Simi Valley Police	X	-	-	X	X	20	24	4	24
Ventura	Ventura Police	X	-	-	-	-	-	-	-	-
COLORADO										
Adams	Adams County Sheriff	X	X	X	X	-	-	-	-	-
Adams	Thornton Police	X	-	-	-	-	-	-	-	-
Adams	Westminster Police	X	X	-	-	X	6	24	2	4
Arapahoe	Arapahoe County Sheriff	X	X	X	X	-	-	-	-	-
Arapahoe	Aurora Police	-	-	-	-	X	225	72	-	-
Boulder	Boulder County Sheriff	X	X	X	X	-	-	-	-	-
Boulder	Boulder Police	X	-	-	-	-	-	-	-	-
Denver	Denver Police	X	-	-	-	-	-	-	-	-
Douglas	Douglas County Sheriff	X	X	X	X	X	-	-	8	6
El Paso	El Paso County Sheriff	X	X	X	X	-	-	-	-	-
El Paso	Colorado Springs Police	X	X	-	-	X	1	4	1	4

Table 9a - continued

County	Name of agency	Court-related functions			Detention facilities		Adult lockups		Juvenile lockups	
		Execute warrants	Court security	Serve process	Jail	Lockup	Total capacity	Maximum hold time	Total capacity	Maximum hold time
COLORADO (cont)										
Jefferson	Jefferson County Sheriff	X	X	X	X	-	-	-	-	-
Jefferson	Arvada Police	X	-	-	-	X	4	8	4	8
Jefferson	Lakewood Police	X	-	-	-	X	8	2	2	2
Larimer	Larimer County Sheriff	X	X	X	X	-	-	-	-	-
Larimer	Fort Collins Police	X	-	-	-	-	-	-	-	-
Pueblo	Pueblo Police	X	X	X	-	-	-	-	-	-
Weld	Weld County Sheriff	X	X	X	X	-	-	-	-	-
Weld	Greeley Police	X	X	-	-	-	-	-	-	-
CONNECTICUT										
Fairfield	Bridgeport Police	X	-	X	-	X	33	48	1	6
Fairfield	Danbury Police	X	-	-	-	X	8	72	1	6
Fairfield	Fairfield Police	X	-	-	-	X	6	72	1	6
Fairfield	Greenwich Police	X	-	-	-	X	8	72	-	-
Fairfield	Norwalk Police	X	-	-	X	X	12	72	1	6
Fairfield	Stamford Police	X	-	X	X	X	20	96	2	6
Fairfield	Stratford Police	X	X	-	-	X	12	24	-	-
Hartford	Bristol Police	X	-	-	-	X	11	72	1	6
Hartford	East Hartford Police	X	-	X	-	X	8	48	1	6
Hartford	Hartford Police	X	-	-	-	X	30	12	-	-
Hartford	Manchester Police	X	-	-	-	X	17	48	1	48
Hartford	New Britain Police	X	X	-	X	X	17	48	-	-
Hartford	West Hartford Police	X	-	X	-	-	-	-	-	-
Middlesex	Middletown Police	X	-	-	-	X	15	61	4	2
New Haven	Hamden Police	X	-	-	-	X	5	20	1	2
New Haven	Meriden Police	X	-	-	-	X	18	96	3	12
New Haven	Milford Police	X	-	-	X	X	19	72	3	8
New Haven	New Haven Police	X	X	-	-	-	-	-	-	-
New Haven	Waterbury Police	X	-	-	X	X	22	72	3	24
New Haven	West Haven Police	X	-	-	-	X	7	72	7	6
DELAWARE										
New Castle	New Castle County Police	X	-	-	-	X	168	72	6	6
New Castle	Wilmington Police	X	-	-	-	X	14	16	4	4
DISTRICT OF COLUMBIA										
Washington, DC	Washington Metropolitan Police	X	X	X	X	X	247	4	20	4
FLORIDA										
Alachua	Alachua County Sheriff	X	X	X	X	X	-	-	10	6
Alachua	Gainesville Police	-	-	-	-	-	-	-	-	-
Bay	Bay County Sheriff	X	X	X	-	-	-	-	-	-
Brevard	Brevard County Sheriff	X	X	X	X	-	-	-	-	-
Brevard	Melbourne Police	X	-	-	-	X	8	6	3	8
Brevard	Palm Bay Police	X	-	-	-	X	6	8	1	6
Broward	Broward County Sheriff	X	X	-	X	X	93	4	-	-
Broward	Coral Springs Police	X	-	-	-	X	8	4	8	4
Broward	Davie Police	X	-	-	-	X	8	8	4	4
Broward	Fort Lauderdale Police	X	-	-	-	X	-	-	-	-
Broward	Hollywood Police	X	-	-	X	X	3	6	4	6
Broward	Margate Police	X	-	X	-	-	-	-	-	-
Broward	Miramar Police	X	-	X	-	-	-	-	-	-
Broward	Pembroke Pines Police	X	-	-	-	-	-	-	-	-
Broward	Plantation Police	-	-	-	-	X	2	2	2	2
Broward	Sunrise Police	X	-	-	-	X	8	6	2	6
Charlotte	Charlotte County Sheriff	X	X	X	X	-	-	-	-	-
Citrus	Citrus County Sheriff	X	X	X	-	-	-	-	-	-
Clay	Clay County Sheriff	X	X	X	X	X	34	24	8	24
Collier	Collier County Sheriff	X	X	X	X	-	-	-	-	-
Duval	Jacksonville Sheriff	X	X	X	X	-	-	-	-	-
Escambia	Escambia County Sheriff	X	X	X	X	X	70	8	-	-
Escambia	Pensacola Police	X	-	-	-	-	-	-	-	-
Hernando	Hernando County Sheriff	X	X	X	-	-	-	-	-	-
Highlands	Highlands County Sheriff	X	X	X	X	-	-	-	-	-
Hillsborough	Hillsborough County Sheriff	X	X	X	X	-	-	-	-	-
Hillsborough	Tampa Police	X	-	-	-	-	-	-	-	-
Indian River	Indian River County Sheriff	X	X	X	X	-	-	-	-	-
Lake	Lake County Sheriff	X	X	X	X	X	60	24	2	6
Lee	Lee County Sheriff	X	X	X	X	-	-	-	-	-
Lee	Cape Coral Police	X	-	-	-	X	4	3	4	3
Lee	Fort Myers Police	X	-	-	-	X	8	8	8	6

Table 9a - continued

County	Name of agency	Court-related functions			Detention facilities		Adult lockups		Juvenile lockups	
		Execute warrants	Court security	Serve process	Jail	Lockup	Total capacity	Maximum hold time	Total capacity	Maximum hold time
FLORIDA (cont)										
Leon	Leon County Sheriff	X	X	X	X	-	-	-	-	-
Leon	Tallahassee Police	X	-	-	-	-	-	-	-	-
Manatee	Manatee County Sheriff	X	X	X	X	-	-	-	-	-
Marion	Marion County Sheriff	X	X	X	X	X	30	8	-	-
Marion	Ocala Police	-	-	-	-	-	-	-	-	-
Martin	Martin County Sheriff	X	X	X	X	-	-	-	-	-
Miami-Dade	Miami-Dade Police	X	X	X	-	X	3	6	3	6
Miami-Dade	Coral Gables Police	-	-	-	-	-	-	-	-	-
Miami-Dade	Hialeah Police	X	-	X	X	-	-	-	-	-
Miami-Dade	Miami Police	X	-	X	X	-	-	-	-	-
Miami-Dade	Miami Beach Police	X	-	-	X	X	8	6	-	-
Miami-Dade	North Miami Police	X	-	X	X	X	3	6	2	6
Miami-Dade	North Miami Beach Police	X	-	-	-	X	16	6	16	6
Monroe	Monroe County Sheriff	X	X	X	X	X	10	8	4	6
Okaloosa	Okaloosa County Sheriff	X	X	X	-	-	-	-	-	-
Orange	Orange County Sheriff	X	X	X	-	-	-	-	-	-
Orange	Orlando Police	X	-	-	-	-	-	-	-	-
Osceola	Osceola County Sheriff	X	X	X	-	-	-	-	-	-
Palm Beach	Palm Beach County Sheriff	X	X	X	X	X	40	6	16	6
Palm Beach	Boca Raton Police	X	-	X	-	X	10	6	3	6
Palm Beach	Boynton Beach Police	X	-	-	-	-	-	-	-	-
Palm Beach	Delray Beach Police	X	-	-	-	X	6	6	6	6
Palm Beach	Riviera Beach Police	X	-	-	-	X	2	1	1	1
Palm Beach	West Palm Beach Police	X	-	-	-	X	5	4	-	-
Pasco	Pasco County Sheriff	X	X	X	X	-	-	-	-	-
Pinellas	Pinellas County Sheriff	X	X	X	X	X	118	24	-	-
Pinellas	Clearwater Police	-	-	-	-	X	6	6	4	6
Pinellas	Largo Police	X	-	-	-	-	-	-	-	-
Pinellas	St. Petersburg Police	X	-	-	-	X	8	8	8	8
Polk	Polk County Sheriff	X	X	X	X	X	100	6	8	6
Polk	Lakeland Police	X	-	-	-	X	10	6	10	6
Putnam	Putnam County Sheriff	X	X	X	X	-	-	-	-	-
St. Johns	St. Johns County Sheriff	X	X	X	X	-	-	-	-	-
St. Lucie	St. Lucie County Sheriff	X	X	X	X	X	80	8	10	8
St. Lucie	Fort Pierce Police	X	-	-	-	-	-	-	-	-
St. Lucie	Port St. Lucie Police	X	-	-	-	-	-	-	-	-
Santa Rosa	Santa Rosa County Sheriff	X	X	X	X	X	32	8	8	6
Sarasota	Sarasota County Sheriff	X	X	X	X	X	9	6	9	6
Sarasota	Sarasota Police	-	-	-	-	-	-	-	-	-
Seminole	Seminole County Sheriff	X	X	X	X	X	-	-	25	6
Seminole	Altamonte Springs Police	X	-	-	-	X	4	6	1	6
Volusia	Volusia County Sheriff	X	X	X	-	-	-	-	-	-
Volusia	Daytona Beach Police	X	-	-	-	-	-	-	-	-
GEORGIA										
Bartow	Bartow County Sheriff	X	X	X	X	X	401	24	-	-
Bibb	Bibb County Sheriff	X	X	X	X	-	-	-	-	-
Bibb	Macon Police	X	-	-	X	-	-	-	-	-
Chatham	Chatham County Police	X	-	-	-	X	2	2	-	-
Chatham	Savannah Police	X	-	-	-	-	-	-	-	-
Cherokee	Cherokee County Sheriff	X	X	X	X	-	-	-	-	-
Clarke	Athens-Clarke County Police	X	-	-	-	-	-	-	-	-
Clayton	Clayton County Police	---	---	---	---	---	---	---	---	---
Cobb	Cobb County Police	X	-	-	-	X	8	4	8	4
Cobb	Marietta Police	X	X	-	-	-	-	-	-	-
Columbia	Columbia County Sheriff	X	X	X	X	X	3	2	3	2
De Kalb	De Kalb County Police	X	-	-	-	-	-	-	-	-
Dougherty	Albany Police	X	X	-	-	-	-	-	-	-
Douglas	Douglas County Sheriff	X	X	X	X	X	-	-	8	12
Forsyth	Forsyth County Sheriff	X	X	X	X	-	-	-	-	-
Fulton	Fulton County Police	X	-	-	-	X	20	2	-	-
Fulton	Atlanta Police	X	-	-	-	-	-	-	-	-
Fulton	East Point Police	X	X	X	X	-	-	-	-	-
Fulton	Roswell Police	X	-	-	X	-	-	-	-	-
Glynn	Glynn County Police	X	-	-	-	-	-	-	-	-
Gwinnett	Gwinnett County Police	X	-	-	-	-	-	-	-	-
Hall	Hall County Sheriff	X	X	X	X	-	-	-	-	-
Muscogee	Muscogee County Sheriff	X	X	X	X	X	8	24	-	-
Muscogee	Columbus Police	X	-	-	-	-	-	-	-	-
Richmond	Augusta-Richmond Co Sheriff	X	X	X	X	-	-	-	-	-

Table 9a - continued

County	Name of agency	Court-related functions			Detention facilities		Adult lockups		Juvenile lockups	
		Execute warrants	Court security	Serve process	Jail	Lockup	Total capacity	Maximum hold time	Total capacity	Maximum hold time
HAWAII										
Hawaii	Hawaii County Police	X	-	X	X	X	44	48	4	6
Honolulu	Honolulu Police	X	-	X	-	X	120	12	-	-
Kauai	Kauai County Police	X	-	X	-	-	-	-	-	-
Maui	Maui County Police	X	-	-	X	X	44	72	-	-
IDAHO										
Ada	Boise Police	X	-	X	X	-	-	-	-	-
Canyon	Canyon County Sheriff	-	-	-	-	-	-	-	-	-
ILLINOIS										
Champaign	Champaign Police	X	-	-	-	-	-	-	-	-
Cook	Cook County Sheriff	---	---	---	---	---	---	---	---	---
Cook	Arlington Heights Police	-	-	-	-	X	8	72	2	6
Cook	Chicago Police	X	X	-	X	X	81	72	16	4
Cook	Cicero Police	X	-	X	X	X	18	24	4	6
Cook	Evanston Police	X	-	-	X	X	15	72	3	12
Cook	Oak Lawn Police	X	-	-	X	X	11	72	2	6
Cook	Oak Park Police	X	-	-	-	X	5	24	2	24
Cook	Schaumburg Police	X	-	-	X	X	18	72	4	6
Cook	Skokie Police	X	-	-	-	X	6	72	-	-
Du Page	Du Page County Sheriff	X	X	X	X	X	2	72	2	6
Du Page	Naperville Police	X	-	-	X	X	28	4	6	3
Kane	Aurora Police	X	-	-	X	X	50	72	4	6
Kane	Elgin Police	X	X	-	X	X	39	72	-	-
Lake	Lake County Sheriff	X	X	X	X	-	-	-	-	-
Lake	Waukegan Police	X	-	-	X	X	22	24	2	6
Macon	Decatur Police	X	-	-	-	-	-	-	-	-
Peoria	Peoria Police	X	-	-	-	X	16	12	8	7
Sangamon	Springfield Police	X	-	-	-	-	-	-	-	-
Will	Will County Sheriff	X	X	X	X	-	-	-	-	-
Will	Joliet Police	X	-	-	-	-	-	-	-	-
Winnebago	Winnebago County Sheriff	X	X	X	X	-	-	-	-	-
Winnebago	Rockford Police	X	-	-	-	-	-	-	-	-
INDIANA										
Allen	Allen County Sheriff	X	X	X	X	X	50	24	-	-
Allen	Fort Wayne Police	-	-	-	-	-	-	-	-	-
Delaware	Muncie Police	X	-	-	-	-	-	-	-	-
Elkhart	Elkhart Police	X	X	-	X	X	24	72	8	6
Howard	Kokomo Police	X	X	-	-	-	-	-	-	-
Lake	Lake County Sheriff	X	X	X	X	-	-	-	-	-
Lake	East Chicago Police	X	X	-	X	X	15	48	3	6
Lake	Gary Police	X	X	X	X	-	-	-	-	-
Lake	Hammond Police	X	X	-	-	X	30	72	6	6
Madison	Anderson Police	X	X	-	-	-	-	-	-	-
Marion	Marion County Sheriff	X	X	X	X	X	118	34	6	34
Marion	Indianapolis Police	X	-	-	-	-	-	-	-	-
St. Joseph	St. Joseph County Sheriff	X	X	X	X	X	-	-	8	6
St. Joseph	South Bend Police	X	-	-	-	-	-	-	-	-
Vanderburgh	Vanderburgh County Sheriff	X	X	X	X	-	-	-	-	-
Vanderburgh	Evansville Police	X	-	-	-	-	-	-	-	-
Vigo	Terre Haute Police	X	X	-	-	-	-	-	-	-
IOWA										
Black Hawk	Waterloo Police	-	-	-	-	-	-	-	-	-
Linn	Cedar Rapids Police	X	-	-	-	-	-	-	-	-
Polk	Polk County Sheriff	X	X	X	X	-	-	-	-	-
Polk	Des Moines Police	X	-	-	X	X	45	24	-	-
Pottawattamie	Council Bluffs Police	X	-	-	-	-	-	-	-	-
Scott	Davenport Police	X	-	-	X	X	20	24	2	6
Woodbury	Sioux City Police	X	-	-	-	-	-	-	-	-
KANSAS										
Douglas	Lawrence Police	X	-	-	-	-	-	-	-	-
Johnson	Johnson County Sheriff	X	X	X	X	-	-	-	-	-
Johnson	Olathe Police	X	-	-	X	X	33	6	2	6
Johnson	Overland Park Police	X	-	-	-	-	-	-	-	-
Sedgwick	Sedgwick County Sheriff	X	X	X	X	-	-	-	-	-
Sedgwick	Wichita Police	X	-	-	-	-	-	-	-	-
Shawnee	Topeka Police	X	X	-	-	-	-	-	-	-
Wyandotte	Kansas City Police	X	-	-	-	-	-	-	-	-

Table 9a - continued

County	Name of agency	Court-related functions			Detention facilities		Adult lockups		Juvenile lockups	
		Execute warrants	Court security	Serve process	Jail	Lockup	Total capacity	Maximum hold time	Total capacity	Maximum hold time
KENTUCKY										
Fayette	Lexington-Fayette County Police	X	-	-	-	-	-	-	-	-
Jefferson	Jefferson County Police	X	-	-	-	-	-	-	-	-
Jefferson	Louisville Police	X	-	-	-	X	2	36	1	2
Kenton	Covington Police	X	-	-	-	X	16	6	16	6
LOUISIANA										
Ascension	Ascension Parish Sheriff	X	X	X	X	-	-	-	-	-
Bossier	Bossier Parish Sheriff	X	X	X	X	-	-	-	-	-
Bossier	Bossier Police	X	-	-	X	-	-	-	-	-
Caddo	Caddo Parish Sheriff	X	X	X	X	-	-	-	-	-
Caddo	Shreveport Police	X	-	-	X	-	-	-	-	-
Calcasieu	Calcasieu Parish Sheriff	X	X	X	X	X	57	8	-	-
Calcasieu	Lake Charles Police	X	-	-	X	X	18	8	3	8
E. Baton Rouge	E. Baton Rouge Parish Sheriff	X	X	X	X	X	75	72	-	-
E. Baton Rouge	Baton Rouge Police	X	-	-	-	-	-	-	-	-
Jefferson	Jefferson Parish Sheriff	X	X	X	X	-	-	-	-	-
Jefferson	Kenner Police	X	X	X	X	X	17	72	-	-
Lafayette	Lafayette Parish Sheriff	X	X	X	X	X	200	4	20	4
Lafayette	Lafayette Police	-	-	-	-	-	-	-	-	-
Lafourche	Lafourche Parish Sheriff	X	X	X	X	-	-	-	-	-
Livingston	Livingston Parish Sheriff	X	X	X	X	X	10	12	-	-
Morehouse	Morehouse Parish Sheriff	X	X	X	X	X	24	72	-	-
Orleans	Orleans Parish Sheriff	X	X	X	X	X	125	12	-	-
Orleans	New Orleans Police	X	X	-	-	X	-	-	15	72
Ouachita	Ouachita Parish Sheriff	X	X	X	X	-	-	-	-	-
Ouachita	Monroe Police	X	-	-	X	-	-	-	-	-
Plaquemines	Plaquemines Parish Sheriff	X	X	X	X	X	24	24	12	72
Rapides	Rapides Parish Sheriff	X	X	X	X	-	-	-	-	-
Rapides	Alexandria Police	X	-	X	-	-	-	-	-	-
St. Charles	St. Charles Parish Sheriff	X	X	X	X	X	19	24	-	-
St. John the Baptist	St. John the Baptist Sheriff	X	X	X	X	-	-	-	-	-
St. Landry	St. Landry Parish Sheriff	X	X	X	X	-	-	-	-	-
St. Martin	St. Martin Parish Sheriff	X	X	X	X	-	-	-	-	-
St. Tammany	St. Tammany Parish Sheriff	X	X	X	X	X	30	72	-	-
Terrebonne	Terrebonne Parish Sheriff	X	X	X	X	X	10	24	-	-
MAINE										
Cumberland	Portland Police	X	X	X	-	-	-	-	-	-
MARYLAND										
Anne Arundel	Anne Arundel County Police	X	-	-	X	X	42	6	16	6
Anne Arundel	Annapolis Police	X	-	-	-	X	6	24	1	6
Baltimore	Baltimore County Police	X	-	-	-	X	69	96	16	6
Baltimore(city)	Baltimore Police	X	-	-	-	X	-	-	32	6
Charles	Charles County Sheriff	X	X	X	X	-	-	-	-	-
Harford	Harford County Sheriff	X	X	X	X	-	-	-	-	-
Howard	Howard County Police	X	-	-	-	X	15	24	5	6
Montgomery	Montgomery County Police	X	-	-	-	-	-	-	-	-
Prince George's	Prince George's County Police	X	-	-	-	X	81	2	16	6
MASSACHUSETTS										
Bristol	Fall River Police	X	-	X	X	X	27	64	4	6
Bristol	New Bedford Police	X	-	-	-	-	-	-	-	-
Bristol	Taunton Police	X	-	-	-	X	6	24	1	6
Essex	Lawrence Police	X	-	X	X	X	44	72	-	-
Essex	Lynn Police	X	-	-	-	-	-	-	-	-
Hampden	Chicopee Police	X	-	-	-	X	25	72	3	6
Hampden	Holyoke Police	X	-	X	-	X	28	24	2	6
Hampden	Springfield Police	X	-	-	-	X	50	24	8	6
Middlesex	Cambridge Police	X	-	-	-	-	-	-	-	-
Middlesex	Framingham Police	X	-	-	-	X	18	24	2	6
Middlesex	Lowell Police	X	X	X	X	-	-	-	-	-
Middlesex	Malden Police	X	-	-	-	X	9	88	3	4
Middlesex	Medford Police	---	---	---	---	---	---	---	---	---
Middlesex	Newton Police	X	-	-	-	X	6	8	3	6
Middlesex	Somerville Police	X	-	-	-	X	14	24	2	6
Middlesex	Waltham Police	X	-	-	-	X	6	72	2	8
Norfolk	Brookline Police	X	-	-	X	X	10	72	2	6
Norfolk	Quincy Police	X	X	X	X	-	-	-	-	-
Plymouth	Brockton Police	X	-	-	-	X	25	65	8	65
Suffolk	Boston Police	X	-	-	-	-	-	-	-	-
Suffolk	Revere Police	---	---	---	---	---	---	---	---	---
Worcester	Worcester Police	X	-	-	X	X	60	72	4	6

Table 9a - continued

County	Name of agency	Court-related functions			Detention facilities		Adult lockups		Juvenile lockups	
		Execute warrants	Court security	Serve process	Jail	Lockup	Total capacity	Maximum hold time	Total capacity	Maximum hold time
MICHIGAN										
Calhoun	Battle Creek Police	X	-	X	-	-	-	-	-	-
Genesee	Genesee County Sheriff	X	X	X	X	-	-	-	-	-
Genesee	Flint Police	X	X	-	X	X	124	72	2	24
Ingham	Lansing Police	X	X	-	X	X	90	72	6	6
Kalamazoo	Kalamazoo County Sheriff	X	X	X	X	-	-	-	-	-
Kalamazoo	Kalamazoo Police	X	X	X	X	X	60	48	-	-
Kent	Kent County Sheriff	X	X	X	X	-	-	-	-	-
Kent	Grand Rapids Police	X	-	X	-	-	-	-	-	-
Kent	Wyoming Police	X	X	-	-	X	25	4	4	4
Macomb	Macomb County Sheriff	X	X	X	X	-	-	-	-	-
Macomb	Sterling Heights Police	X	X	X	X	X	24	24	-	-
Macomb	Warren Police	X	-	-	X	X	50	72	2	6
Oakland	Oakland County Sheriff	X	X	X	X	-	-	-	-	-
Oakland	Farmington Hills Police	X	-	-	-	X	15	48	5	6
Oakland	Pontiac Police	X	-	-	-	-	-	-	-	-
Oakland	Royal Oak Police	X	-	-	-	X	13	72	-	-
Oakland	Southfield Police	X	X	-	-	X	57	48	2	6
Oakland	Troy Police	X	-	-	X	X	30	72	-	-
Saginaw	Saginaw Police	X	-	-	-	-	-	-	-	-
Washtenaw	Washtenaw County Sheriff	X	X	X	X	-	-	-	-	-
Washtenaw	Ann Arbor Police	X	X	-	-	X	12	12	-	-
Wayne	Wayne County Sheriff	X	X	X	X	X	7	24	-	-
Wayne	Dearborn Police	X	-	-	X	X	55	72	-	-
Wayne	Detroit Police	X	X	-	-	X	355	72	-	-
Wayne	Livonia Police	X	-	-	-	X	15	72	4	6
Wayne	Taylor Police	X	X	X	X	X	30	72	6	4
Wayne	Westland Police	X	-	-	-	X	40	48	2	6
MINNESOTA										
Hennepin	Hennepin County Sheriff	X	X	X	X	-	-	-	-	-
Hennepin	Bloomington Police	X	X	X	X	X	6	48	2	6
Hennepin	Minneapolis Police	X	-	-	-	-	-	-	-	-
Olmsted	Rochester Police	X	-	-	-	-	-	-	-	-
Ramsey	Ramsey County Sheriff	X	X	X	X	-	-	-	-	-
Ramsey	St. Paul Police	-	-	-	-	-	-	-	-	-
St. Louis	Duluth Police	X	-	-	-	-	-	-	-	-
MISSISSIPPI										
Forrest	Hattiesburg Police	X	X	X	-	-	-	-	-	-
Harrison	Harrison County Sheriff	X	X	X	X	-	-	-	-	-
Harrison	Biloxi Police	X	X	X	X	X	12	4	12	4
Harrison	Gulfport Police	-	X	-	-	-	-	-	-	-
Hinds	Jackson Police	X	X	-	-	X	30	3	-	-
Lauderdale	Meridian Police	X	X	-	-	-	-	-	-	-
Lee	Tupelo Police	X	X	-	-	-	-	-	-	-
Warren	Vicksburg Police	X	X	X	-	-	-	-	-	-
Washington	Greenville Police	X	-	-	X	-	-	-	-	-
MISSOURI										
Boone	Columbia Police	X	X	X	-	X	5	20	-	-
Buchanan	St. Joseph Police	X	X	-	-	X	6	20	-	-
Greene	Springfield Police	X	-	-	X	X	26	48	-	-
Jackson	Independence Police	X	X	-	X	X	16	12	-	-
Jackson	Kansas City Police	X	-	-	X	X	110	20	16	4
Jefferson	Jefferson County Sheriff	X	X	X	X	-	-	-	-	-
St. Charles	St. Charles County Sheriff	X	X	X	-	-	-	-	-	-
St. Charles	St. Charles Police	---	---	---	---	---	---	---	---	---
St. Louis	St. Louis County Police	X	X	-	-	-	-	-	-	-
St. Louis(city)	St. Louis Police	-	-	-	-	X	250	20	-	-
MONTANA										
Yellowstone	Billings Police	X	X	-	-	-	-	-	-	-
NEBRASKA										
Douglas	Douglas County Sheriff	X	X	X	X	-	-	-	-	-
Douglas	Omaha Police	X	-	-	X	X	78	72	-	-
Lancaster	Lincoln Police	X	-	-	-	-	-	-	-	-
Sarpy	Sarpy County Sheriff	X	X	X	X	-	-	-	-	-

Table 9a - continued

County	Name of agency	Court-related functions			Detention facilities		Adult lockups		Juvenile lockups	
		Execute warrants	Court security	Serve process	Jail	Lockup	Total capacity	Maximum hold time	Total capacity	Maximum hold time
NEVADA										
Clark	Las Vegas Metropolitan Police	X	X	X	X	X	24	14	-	-
Clark	Henderson Police	X	-	-	X	-	-	-	-	-
Clark	North Las Vegas Police	X	-	-	-	-	-	-	-	-
Washoe	Washoe County Sheriff	X	X	X	X	-	-	-	-	-
Washoe	Reno Police	X	-	-	-	-	-	-	-	-
NEW HAMPSHIRE										
Hillsborough	Manchester Police	X	X	-	X	X	24	48	4	48
Hillsborough	Nashua Police	X	-	X	X	X	15	72	6	4
NEW JERSEY										
Atlantic	Atlantic City Police	X	X	-	X	X	30	8	-	-
Bergen	Hackensack Police	X	X	-	-	X	10	24	-	-
Camden	Camden Police	X	X	-	-	-	-	-	-	-
Camden	Cherry Hill Police	X	X	-	-	X	40	4	2	3
Cape May	Cape May County Sheriff	X	X	X	X	-	-	-	-	-
Cumberland	Vineland Police	X	-	-	X	X	9	48	3	6
Essex	Belleville Police	X	X	-	-	X	8	72	2	6
Essex	Bloomfield Police	X	X	-	-	X	9	24	-	-
Essex	East Orange Police	X	X	-	X	X	24	24	-	-
Essex	Irvington Police	X	X	-	X	X	30	48	6	8
Essex	Montclair Police	X	X	-	X	X	8	24	-	-
Essex	Newark Police	X	X	-	X	X	150	24	12	2
Essex	Orange Police	X	X	-	-	X	4	48	-	-
Essex	West Orange Police	X	X	-	X	X	10	72	-	-
Hudson	Hudson County Sheriff	X	X	X	-	X	12	3	-	-
Hudson	Bayonne Police	X	X	-	-	X	12	10	-	-
Hudson	Hoboken Police	X	X	X	-	X	3	12	-	-
Hudson	Jersey City Police	X	-	-	-	X	50	8	10	6
Hudson	Kearny Police	X	X	-	-	X	10	72	-	-
Hudson	North Bergen Police	X	X	-	X	X	10	8	-	-
Hudson	Union City Police	X	X	-	X	X	9	1	-	-
Hudson	West New York Police	X	X	X	X	X	8	24	-	-
Mercer	Hamilton Police	X	X	-	X	X	14	96	-	-
Mercer	Trenton Police	X	X	-	X	X	32	96	-	-
Middlesex	Edison Police	---	---	---	---	---	---	---	---	---
Middlesex	New Brunswick Police	X	X	-	-	-	-	-	-	-
Middlesex	Perth Amboy Police	X	X	X	X	X	10	24	-	-
Middlesex	Woodbridge Police	X	X	-	X	X	12	8	4	3
Morris	Parsippany Police	X	-	-	-	X	3	24	-	-
Ocean	Brick Township Police	X	-	-	-	X	4	24	2	6
Ocean	Dover Township Police	X	-	-	-	X	14	8	3	8
Passaic	Passaic County Sheriff	X	X	X	X	X	40	36	-	-
Passaic	Clifton Police	X	-	-	-	X	12	72	-	-
Passaic	Passaic Police	X	X	-	X	X	10	48	2	6
Passaic	Paterson Police	---	---	---	---	---	---	---	---	---
Passaic	Wayne Police	X	X	-	X	X	6	24	2	6
Union	Elizabeth Police	-	X	-	-	X	32	48	-	-
Union	Linden Police	X	X	-	X	X	7	72	-	-
Union	Plainfield Police	X	X	X	X	X	18	72	-	-
Union	Union Police	X	X	-	X	X	9	24	2	6
NEW MEXICO										
Bernalillo	Bernalillo County Sheriff	X	X	X	-	-	-	-	-	-
Bernalillo	Albuquerque Police	X	-	-	-	-	-	-	-	-
Dona Ana	Las Cruces Police	X	-	-	-	-	-	-	-	-
Santa Fe	Santa Fe Police	X	X	X	-	-	-	-	-	-
NEW YORK										
Albany	Albany County Sheriff	X	X	X	X	-	-	-	-	-
Albany	Albany Police	X	X	-	-	X	38	21	-	-
Albany	Colonie Police	X	X	-	-	X	24	4	-	-
Broome	Binghamton Police	X	X	-	X	X	21	24	-	-
Dutchess	Dutchess County Sheriff	X	X	X	X	-	-	-	-	-
Erie	Erie County Sheriff	X	X	X	X	X	127	12	-	-
Erie	Amherst Police	X	X	-	X	X	14	48	2	48
Erie	Buffalo Police	X	-	-	X	X	42	72	-	-
Erie	Cheektowaga Police	X	X	-	-	X	12	48	-	-
Erie	Tonawanda Police	X	X	-	X	X	14	72	-	-
Monroe	Monroe County Sheriff	X	X	X	X	X	100	48	-	-
Monroe	Rochester Police	X	-	-	-	-	-	-	-	-

Table 9a - continued

County	Name of agency	Court-related functions			Detention facilities		Adult lockups		Juvenile lockups	
		Execute warrants	Court security	Serve process	Jail	Lockup	Total capacity	Maximum hold time	Total capacity	Maximum hold time
NEW YORK (cont)										
Nassau	Nassau County Police	X	-	-	-	X	88	72	-	-
Nassau	Hempstead Police	X	X	-	-	-	-	-	-	-
New York City	New York City Police	X	-	X	-	X	425	3	-	-
Niagara	Niagara County Sheriff	X	X	X	X	-	-	-	-	-
Niagara	Niagara Falls Police	X	X	-	X	X	32	60	-	-
Oneida	Utica Police	X	X	-	-	X	30	24	-	-
Onondaga	Onondaga County Sheriff	X	X	X	X	-	-	-	-	-
Onondaga	Syracuse Police	X	-	X	-	-	-	-	-	-
Rensselaer	Troy Police	X	X	-	X	X	12	24	-	-
Rockland	Rockland County Sheriff	X	X	X	X	X	10	24	3	5
Rockland	Clarkstown Police	X	-	-	-	X	8	24	-	-
Rockland	Ramapo Police	X	-	-	-	X	4	24	-	-
Schenectady	Schenectady Police	X	X	-	X	X	30	24	-	-
Suffolk	Suffolk County Sheriff	X	-	X	X	X	300	24	14	24
Suffolk	Suffolk County Police	X	-	-	-	X	73	72	-	-
Westchester	Westchester County Police	X	-	X	-	X	5	24	-	-
Westchester	Greenburgh Police	X	-	-	-	X	6	24	-	-
Westchester	Mt. Vernon Police	X	-	-	X	X	31	48	-	-
Westchester	New Rochelle Police	X	X	X	X	X	25	72	-	-
Westchester	White Plains Police	X	-	-	X	X	44	72	-	-
Westchester	Yonkers Police	X	X	X	X	X	18	48	7	6
NORTH CAROLINA										
Alamance	Burlington Police	X	-	-	-	-	-	-	-	-
Buncombe	Buncombe County Sheriff	X	X	X	X	-	-	-	-	-
Buncombe	Asheville Police	X	-	-	-	-	-	-	-	-
Cabarrus	Cabarrus County Sheriff	X	X	X	X	-	-	-	-	-
Catawba	Hickory Police	X	-	-	-	-	-	-	-	-
Cumberland	Cumberland County Sheriff	X	X	X	X	-	-	-	-	-
Cumberland	Fayetteville Police	X	-	X	-	-	-	-	-	-
Davidson	Davidson County Sheriff	X	X	X	X	-	-	-	-	-
Durham	Durham County Sheriff	X	X	X	X	-	-	-	-	-
Durham	Durham Police	X	-	-	-	-	-	-	-	-
Forsyth	Forsyth County Sheriff	X	X	X	X	-	-	-	-	-
Forsyth	Winston-Salem Police	X	-	-	-	-	-	-	-	-
Gaston	Gaston County Police	X	-	-	-	-	-	-	-	-
Gaston	Gastonia Police	X	-	-	-	-	-	-	-	-
Guilford	Guilford County Sheriff	X	X	X	X	-	-	-	-	-
Guilford	Greensboro Police	X	-	-	-	-	-	-	-	-
Guilford	High Point Police	X	-	-	-	-	-	-	-	-
Mecklenburg	Charlotte-Mecklenburg Police	X	-	-	-	-	-	-	-	-
Nash	Rocky Mount Police	X	X	-	X	X	13	24	-	-
New Hanover	Wilmington Police	X	-	-	-	-	-	-	-	-
Orange	Orange County Sheriff	X	X	X	X	-	-	-	-	-
Pitt	Greenville Police	X	-	-	-	-	-	-	-	-
Rowan	Rowan County Sheriff	X	X	X	X	-	-	-	-	-
Union	Union County Sheriff	X	X	X	X	-	-	-	-	-
Wake	Wake County Sheriff	X	X	X	X	-	-	-	-	-
Wake	Raleigh Police	X	-	-	-	-	-	-	-	-
Wilson	Wilson Police	X	-	-	-	-	-	-	-	-
OHIO										
Butler	Butler County Sheriff	X	X	X	X	-	-	-	-	-
Butler	Hamilton Police	X	X	-	X	X	12	8	-	-
Clark	Clark County Sheriff	X	X	X	X	-	-	-	-	-
Clark	Springfield Police	X	-	-	-	X	2	4	2	4
Cuyahoga	Cleveland Police	X	-	-	-	X	-	-	-	-
Cuyahoga	Cleveland Heights Police	X	-	-	X	X	9	12	-	-
Cuyahoga	Euclid Police	X	X	X	X	-	-	-	-	-
Franklin	Franklin County Sheriff	X	X	X	X	-	-	-	-	-
Franklin	Columbus Police	X	X	-	-	-	-	-	-	-
Hamilton	Hamilton County Sheriff	X	X	X	X	X	3	8	3	8
Hamilton	Cincinnati Police	X	-	X	-	-	-	-	-	-
Lorain	Lorain Police	X	X	-	X	-	-	-	-	-
Lucas	Lucas County Sheriff	X	X	X	X	-	-	-	-	-
Lucas	Toledo Police	X	-	-	-	-	-	-	-	-
Mahoning	Youngstown Police	X	-	-	-	-	-	-	-	-
Montgomery	Montgomery County Sheriff	X	X	X	X	-	-	-	-	-
Montgomery	Dayton Police	X	X	-	-	-	-	-	-	-
Stark	Stark County Sheriff	X	X	X	X	-	-	-	-	-
Stark	Canton Police	X	X	X	-	X	52	3	-	-
Summit	Summit County Sheriff	X	X	X	X	-	-	-	-	-
Summit	Akron Police	X	X	X	-	-	-	-	-	-

Table 9a - continued

County	Name of agency	Court-related functions			Detention facilities		Adult lockups		Juvenile lockups	
		Execute warrants	Court security	Serve process	Jail	Lockup	Total capacity	Maximum hold time	Total capacity	Maximum hold time
OKLAHOMA										
Cleveland	Norman Police	X	-	-	-	-	-	-	-	-
Comanche	Lawton Police	X	-	-	X	-	-	-	-	-
Oklahoma	Oklahoma County Sheriff	X	X	X	X	-	-	-	-	-
Oklahoma	Oklahoma City Police	X	-	-	-	-	-	-	-	-
Tulsa	Tulsa County Sheriff	X	X	X	-	-	-	-	-	-
Tulsa	Tulsa Police	X	-	-	-	-	-	-	-	-
OREGON										
Clackamas	Clackamas County Sheriff	X	X	X	X	X	4	8	-	-
Douglas	Douglas County Sheriff	X	X	X	X	-	-	-	-	-
Jackson	Jackson County Sheriff	X	X	X	X	-	-	-	-	-
Lane	Lane County Sheriff	X	-	X	-	X	2	4	2	2
Lane	Eugene Police	X	X	X	X	-	-	-	-	-
Marion	Salem Police	X	-	-	-	-	-	-	-	-
Multnomah	Gresham Police	X	-	-	-	-	-	-	-	-
Multnomah	Portland Police	X	-	-	-	-	-	-	-	-
Washington	Washington County Sheriff	X	X	X	X	-	-	-	-	-
Washington	Beaverton Police	X	X	-	-	X	16	4	3	5
PENNSYLVANIA										
Allegheny	Allegheny County Sheriff	X	X	X	-	X	25	3	-	-
Allegheny	Allegheny County Police	X	-	-	-	-	-	-	-	-
Allegheny	Pittsburgh Police	X	X	-	-	-	-	-	-	-
Berks	Reading Police	X	-	-	-	X	4	6	-	-
Dauphin	Harrisburg Police	X	-	X	X	X	26	6	-	-
Delaware	Chester Police	X	-	-	X	X	16	24	2	6
Delaware	Upper Darby Township Police	X	-	-	-	X	9	12	3	6
Erie	Erie Police	X	-	-	-	X	12	6	2	6
Lackawanna	Scranton Police	X	-	-	-	X	7	3	-	-
Lancaster	Lancaster Police	X	-	-	-	X	10	6	2	12
Lehigh	Allentown Police	X	-	-	-	X	12	24	3	24
Montgomery	Lower Merion Township Police	X	-	-	X	X	12	24	-	-
Northampton	Bethlehem Police	X	-	-	-	X	12	8	-	-
Philadelphia	Philadelphia Police	X	-	-	-	X	50	6	12	6
RHODE ISLAND										
Kent	Warwick Police	X	-	-	-	X	17	8	8	6
Providence	Cranston Police	X	X	-	-	X	12	24	4	6
Providence	Pawtucket Police	X	X	-	X	X	8	24	5	6
Providence	Providence Police	X	-	-	-	X	22	48	3	6
SOUTH CAROLINA										
Anderson	Anderson County Sheriff	X	X	X	-	-	-	-	-	-
Beaufort	Beaufort County Sheriff	X	X	X	-	-	-	-	-	-
Charleston	Charleston County Sheriff	X	X	X	X	-	-	-	-	-
Charleston	Charleston Police	X	-	-	X	X	58	72	-	-
Charleston	North Charleston Police	X	-	-	-	-	-	-	-	-
Florence	Florence County Sheriff	X	X	X	X	X	48	24	8	6
Greenville	Greenville County Sheriff	X	X	X	-	X	30	4	10	4
Greenville	Greenville Police	X	X	-	-	X	16	4	-	-
Horry	Horry County Police	X	-	X	-	-	-	-	-	-
Horry	Myrtle Beach Police	X	-	-	X	-	-	-	-	-
Lexington	Lexington County Sheriff	X	X	X	X	-	-	-	-	-
Richland	Richland County Sheriff	X	X	X	-	-	-	-	-	-
Richland	Columbia Police	X	-	-	-	-	-	-	-	-
Spartanburg	Spartanburg County Sheriff	X	X	X	-	-	-	-	-	-
Spartanburg	Spartanburg Police	X	X	-	-	-	-	-	-	-
SOUTH DAKOTA										
Minnehaha	Sioux Falls Police	X	-	-	-	-	-	-	-	-
TENNESSEE										
Blount	Blount County Sheriff	X	X	X	X	X	32	72	-	-
Davidson	Nashville Metropolitan Police	X	-	-	-	-	-	-	-	-
Hamilton	Hamilton County Sheriff	X	X	X	X	-	-	-	-	-
Hamilton	Chattanooga Police	X	-	-	-	-	-	-	-	-
Knox	Knox County Sheriff	X	X	X	X	-	-	-	-	-
Knox	Knoxville Police	-	-	-	-	-	-	-	-	-

Table 9a - continued

County	Name of agency	Court-related functions			Detention facilities		Adult lockups		Juvenile lockups	
		Execute warrants	Court security	Serve process	Jail	Lockup	Total capacity	Maximum hold time	Total capacity	Maximum hold time
TENNESSEE (cont)										
Madison	Jackson Police	X	X	X	X	X	39	48	-	-
Montgomery	Clarksville Police	-	-	-	-	-	-	-	-	-
Rutherford	Murfreesboro Police	-	-	-	-	-	-	-	-	-
Shelby	Shelby County Sheriff	X	X	X	X	-	-	-	-	-
Shelby	Memphis Police	X	X	-	-	-	-	-	-	-
Sullivan	Sullivan County Sheriff	X	X	X	X	-	-	-	-	-
Washington	Johnson City Police	X	X	-	X	X	5	48	-	-
TEXAS										
Bell	Killeen Police	X	-	-	X	X	24	24	-	-
Bell	Temple Police	X	X	X	X	X	45	72	-	-
Bexar	Bexar County Sheriff	X	X	X	X	-	-	-	-	-
Bexar	San Antonio Police	X	-	-	-	-	-	-	-	-
Brazoria	Brazoria County Sheriff	X	X	X	X	-	-	-	-	-
Cameron	Brownsville Police	X	X	-	X	X	39	72	-	-
Cameron	Harlingen Police	X	X	X	X	X	32	36	-	-
Collin	Plano Police	X	X	-	X	-	-	-	-	-
Dallas	Dallas County Sheriff	X	X	X	X	-	-	-	-	-
Dallas	Carrollton Police	X	-	-	X	X	28	72	2	2
Dallas	Dallas Police	X	-	-	-	X	-	-	6	4
Dallas	Garland Police	X	-	-	X	X	78	72	4	6
Dallas	Grand Prairie Police	X	-	-	X	-	-	-	-	-
Dallas	Irving Police	X	-	-	X	-	-	-	-	-
Dallas	Mesquite Police	X	X	-	X	X	35	72	-	-
Dallas	Richardson Police	X	X	-	-	X	64	72	-	-
Denton	Denton County Sheriff	X	X	X	X	X	35	24	-	-
Denton	Denton Police	X	X	X	X	X	19	48	2	6
Ector	Odessa Police	X	-	-	-	-	-	-	-	-
El Paso	El Paso County Sheriff	X	X	X	X	-	-	-	-	-
El Paso	El Paso Police	X	-	-	-	X	144	0	6	6
Fort Bend	Fort Bend County Sheriff	X	X	-	X	X	60	72	-	-
Galveston	Galveston County Sheriff	X	X	X	X	X	84	12	-	-
Galveston	Galveston Police	X	X	-	X	X	32	72	10	4
Gregg	Longview Police	X	-	-	-	-	-	-	-	-
Harris	Harris County Sheriff	X	X	X	X	X	62	12	-	-
Harris	Baytown Police	X	X	-	X	X	24	12	-	-
Harris	Houston Police	X	-	-	X	X	81	24	16	6
Harris	Pasadena Police	X	X	-	-	-	-	-	-	-
Hidalgo	Hidalgo County Sheriff	X	X	X	X	-	-	-	-	-
Hidalgo	McAllen Police	X	X	-	X	X	37	24	-	-
Jefferson	Beaumont Police	X	X	-	-	-	-	-	-	-
Jefferson	Port Arthur Police	X	-	-	-	-	-	-	-	-
Lubbock	Lubbock Police	X	-	-	X	X	90	10	-	-
McLennan	McLennan County Sheriff	X	X	X	X	-	-	-	-	-
McLennan	Waco Police	X	-	-	-	-	-	-	-	-
Midland	Midland Police	X	-	-	-	-	-	-	-	-
Montgomery	Montgomery County Sheriff	X	X	X	X	-	-	-	-	-
Nueces	Nueces County Sheriff	X	X	X	X	-	-	-	-	-
Nueces	Corpus Christi Police	X	-	-	-	-	-	-	-	-
Potter	Amarillo Police	X	X	-	X	X	85	48	-	-
Smith	Smith County Sheriff	X	X	X	X	-	-	-	-	-
Smith	Tyler Police	X	-	-	-	-	-	-	-	-
Tarrant	Tarrant County Sheriff	X	X	X	X	-	-	-	-	-
Tarrant	Arlington Police	X	X	-	X	X	168	72	6	6
Tarrant	Fort Worth Police	X	-	-	-	-	-	-	-	-
Taylor	Abilene Police	X	-	-	-	-	-	-	-	-
Tom Green	San Angelo Police	X	-	-	-	-	-	-	-	-
Travis	Travis County Sheriff	X	X	-	X	X	85	72	-	-
Travis	Austin Police	X	-	-	-	-	-	-	-	-
Victoria	Victoria County Sheriff	X	X	X	X	-	-	-	-	-
Webb	Webb County Sheriff	X	X	X	X	-	-	-	-	-
Webb	Laredo Police	-	X	-	-	-	-	-	-	-
Wichita	Wichita Falls Police	X	X	-	-	-	-	-	-	-
Williamson	Williamson County Sheriff	X	X	X	X	X	55	48	-	-
UTAH										
Salt Lake	Salt Lake County Sheriff	X	X	X	X	-	-	-	-	-
Salt Lake	Salt Lake City Police	X	-	-	-	-	-	-	-	-
Salt Lake	West Valley City Police	X	-	X	-	X	3	2	1	2
Utah	Utah County Sheriff	X	X	X	X	-	-	-	-	-
Weber	Ogden Police	X	-	X	-	-	-	-	-	-

Table 9a - continued

County	Name of agency	Court-related functions			Detention facilities		Adult lockups		Juvenile lockups	
		Execute warrants	Court security	Serve process	Jail	Lockup	Total capacity	Maximum hold time	Total capacity	Maximum hold time
VIRGINIA										
Albemarle	Albemarle County Police	X	-	-	-	-	-	-	-	-
Alexandria(city)	Alexandria Police	X	-	-	-	-	-	-	-	-
Arlington	Arlington County Police	X	-	-	-	-	-	-	-	-
Chesapeake(city)	Chesapeake Police	X	-	X	-	-	-	-	-	-
Chesterfield	Chesterfield County Police	X	-	-	-	-	-	-	-	-
Danville(city)	Danville Police	X	-	-	-	-	-	-	-	-
Fairfax	Fairfax County Police	X	-	-	-	X	20	20	-	-
Hampton(city)	Hampton Police	X	-	X	-	-	-	-	-	-
Hanover	Hanover County Sheriff	X	X	X	-	-	-	-	-	-
Henrico	Henrico County Police	X	-	X	-	-	-	-	-	-
Loudoun	Loudoun County Sheriff	X	X	X	X	-	-	-	-	-
Lynchburg(city)	Lynchburg Police	X	-	-	-	-	-	-	-	-
Newport News(city)	Newport News Police	X	-	X	-	-	-	-	-	-
Norfolk(city)	Norfolk Police	X	-	-	-	X	8	72	8	72
Portsmouth(city)	Portsmouth Police	X	-	-	-	-	-	-	-	-
Prince William	Prince William County Police	X	-	-	-	X	9	4	-	-
Richmond(city)	Richmond Police	X	-	X	-	-	-	-	-	-
Roanoke(city)	Roanoke Police	X	-	-	-	-	-	-	-	-
Suffolk(city)	Suffolk Police	X	-	X	-	-	-	-	-	-
Virginia Beach(city)	Virginia Beach Police	X	-	-	-	X	100	2	-	-
WASHINGTON										
Clark	Clark County Sheriff	X	X	X	X	-	-	-	-	-
Clark	Vancouver Police	X	-	-	-	-	-	-	-	-
King	King County Sheriff	X	X	X	-	-	-	-	-	-
King	Bellevue Police	X	-	-	-	X	6	6	6	6
King	Federal Way Police	X	-	-	-	-	-	-	-	-
King	Kent Police	X	-	X	X	-	-	-	-	-
King	Seattle Police	X	-	X	-	-	-	-	-	-
Kitsap	Kitsap County Sheriff	X	X	X	X	-	-	-	-	-
Pierce	Pierce County Sheriff	X	X	X	X	-	-	-	-	-
Pierce	Tacoma Police	X	X	X	-	-	-	-	-	-
Snohomish	Snohomish County Sheriff	X	-	X	-	-	-	-	-	-
Snohomish	Everett Police	X	-	X	-	-	-	-	-	-
Spokane	Spokane County Sheriff	X	X	X	X	-	-	-	-	-
Spokane	Spokane Police	X	-	-	-	-	-	-	-	-
Thurston	Thurston County Sheriff	X	X	X	X	-	-	-	-	-
Yakima	Yakima Police	X	X	X	X	-	-	-	-	-
WEST VIRGINIA										
Cabell	Huntington Police	X	X	-	-	X	6	24	6	6
Kanawha	Charleston Police	X	X	-	-	-	-	-	-	-
WISCONSIN										
Brown	Brown County Sheriff	X	X	X	X	-	-	-	-	-
Brown	Green Bay Police	X	X	-	-	-	-	-	-	-
Dane	Dane County Sheriff	X	X	X	X	X	64	48	-	-
Dane	Madison Police	X	X	X	-	-	-	-	-	-
Kenosha	Kenosha County Sheriff	X	X	X	X	-	-	-	-	-
Kenosha	Kenosha Police	X	X	-	-	-	-	-	-	-
Milwaukee	Milwaukee County Sheriff	X	X	X	X	-	-	-	-	-
Milwaukee	Milwaukee Police	X	X	X	X	X	10	72	16	6
Milwaukee	West Allis Police	X	-	-	-	X	8	24	-	-
Outgamie	Appleton Police	X	-	-	-	-	-	-	-	-
Racine	Racine County Sheriff	X	X	X	X	-	-	-	-	-
Racine	Racine Police	X	-	-	-	-	-	-	-	-
Waukesha	Waukesha County Sheriff	X	X	X	X	-	-	-	-	-
Waukesha	Waukesha Police	X	-	-	X	X	5	48	-	-

Note: Codes for the table are as follows:

"X"=Agency performs function or operates facility.

"-"=Agency does not perform function or operate facility.

Lockup facility is defined as a temporary overnight holding facility, physically separate from a jail. Maximum holding times for lockups are in hours.

---Data were not provided by an agency.

Table 10a. Community policing plans, training, personnel, and facilities in local law enforcement agencies, 2000

County	Name of agency	Community policing plan	Personnel receiving			Community policing unit	Number of:				
			Recruits	Officers	Civilians		Community policing officers	School resource officers	Neighborhood/com- munity substations		Mobile
									Fixed		
ALABAMA											
Etowah	Gadsden Police	FW	All	Some	Some	FT	14	0	2	0	
Houston	Dothan Police	FW	All	All	None	FT	8	6	1	0	
Jefferson	Jefferson County Sheriff	NF	None	Some	None	DP	0	8	6	0	
Jefferson	Bessemer Police	NF	Some	Some	None	DP	6	2	3	1	
Jefferson	Birmingham Police	FW	All	All	None	PO	0	18	5	0	
Jefferson	Hoover Police	-	Some	Some	None	-	0	8	0	0	
Madison	Huntsville Police	FW	All	All	None	PO	8	16	0	0	
Mobile	Mobile County Sheriff	NF	None	Some	None	FT	2	0	3	0	
Mobile	Mobile Police	FW	All	Some	Some	FT	63	0	3	0	
Montgomery	Montgomery County Sheriff	-	None	None	None	-	0	3	0	0	
Montgomery	Montgomery Police	FW	All	Some	None	FT	43	22	1	0	
Morgan	Decatur Police	NF	All	Some	None	FT	5	3	4	0	
Tuscaloosa	Tuscaloosa Police	FW	All	All	Some	FT	22	3	6	0	
ALASKA											
Anchorage	Anchorage Police	NF	Some	Some	Some	DP	341	0	10	1	
ARIZONA											
Maricopa	Maricopa County Sheriff	---	---	---	---	---	---	---	---	---	
Maricopa	Chandler Police	FW	All	All	Some	FT	28	10	0	0	
Maricopa	Glendale Police	NF	All	None	None	FT	179	10	4	0	
Maricopa	Mesa Police	NF	All	Some	Some	FT	398	4	3	0	
Maricopa	Phoenix Police	NF	All	Some	Some	FT	39	82	2	2	
Maricopa	Scottsdale Police	FW	All	All	Some	FT	2	1	13	0	
Maricopa	Tempe Police	FW	All	Some	Some	PO	174	8	0	0	
Pima	Pima County Sheriff	FW	All	All	Some	DP	37	12	0	0	
Pima	Tucson Police	FW	All	All	None	DP	20	25	4	0	
Pinal	Pinal County Sheriff	-	All	Some	None	FT	20	7	0	0	
Yuma	Yuma Police	NF	All	Some	Some	FT	9	8	5	0	
ARKANSAS											
Craighead	Jonesboro Police	FW	All	Some	Some	FT	70	14	3	1	
Jefferson	Pine Bluff Police	FW	None	Some	None	FT	12	7	10	0	
Pulaski	Pulaski County Sheriff	FW	All	All	Some	PO	70	6	6	0	
Pulaski	Little Rock Police	FW	Some	Some	None	FT	82	14	16	0	
Pulaski	North Little Rock Police	NF	All	All	All	FT	106	7	12	0	
Sebastian	Fort Smith Police	NF	All	Some	Some	FT	17	17	14	0	
CALIFORNIA											
Alameda	Alameda County Sheriff	FW	All	Some	None	FT	5	9	1	0	
Alameda	Alameda Police	NF	All	Some	Some	FT	2	3	0	0	
Alameda	Berkeley Police	NF	All	Some	Some	FT	7	4	1	1	
Alameda	Fremont Police	NF	All	All	All	FT	7	6	0	0	
Alameda	Hayward Police	FW	All	Some	Some	FT	94	9	2	1	
Alameda	Oakland Police	FW	All	Some	Some	FT	100	22	1	2	
Butte	Butte County Sheriff	NF	Some	Some	None	FT	3	1	4	0	
Contra Costa	Contra Costa County Sheriff	FW	All	Some	Some	FT	20	5	4	0	
Contra Costa	Concord Police	FW	All	Some	Some	FT	157	6	3	0	
Contra Costa	Richmond Police	FW	All	All	All	FT	32	2	4	0	
El Dorado	El Dorado County Sheriff	NF	All	Some	Some	DP	97	4	4	0	
Fresno	Fresno County Sheriff	FW	All	All	All	FT	28	28	0	0	
Fresno	Fresno Police	NF	Some	Some	Some	FT	120	22	10	0	
Kern	Kern County Sheriff	FW	All	Some	Some	FT	4	10	0	0	
Kern	Bakersfield Police	FW	All	Some	Some	FT	12	1	2	0	
Los Angeles	Los Angeles County Sheriff	FW	All	Some	Some	FT	282	100	8	2	
Los Angeles	Beverly Hills Police	NF	All	Some	None	DP	1	2	0	0	
Los Angeles	Burbank Police	-	None	None	None	DP	1	5	0	0	
Los Angeles	Culver City Police	---	---	---	---	---	---	---	---	---	
Los Angeles	Downey Police	-	All	Some	Some	PO	1	0	1	0	
Los Angeles	El Monte Police	FW	All	All	All	FT	12	5	1	0	
Los Angeles	Glendale Police	FW	All	All	All	FT	12	10	4	0	
Los Angeles	Inglewood Police	-	None	Some	None	FT	5	0	4	0	
Los Angeles	Long Beach Police	NF	All	Some	Some	FT	33	0	7	0	
Los Angeles	Los Angeles Police	FW	All	Some	Some	FT	5,853	104	70	0	
Los Angeles	Pasadena Police	FW	All	All	All	FT	117	2	5	0	
Los Angeles	Pomona Police	NF	All	Some	Some	FT	8	1	6	1	
Los Angeles	Redondo Beach Police	FW	All	Some	Some	FT	5	2	1	0	
Los Angeles	Santa Monica Police	-	All	Some	Some	PO	14	2	3	0	
Los Angeles	Torrance Police	FW	None	None	None	FT	9	4	3	0	
Los Angeles	West Covina Police	FW	All	All	Some	FT	58	3	0	0	
Los Angeles	Whittier Police	FW	All	All	All	DP	133	0	3	0	

Table 10a - continued

County	Name of agency	Community policing plan	Personnel receiving			Community policing unit	Number of:					
			community policing training				Community policing officers	School resource officers	Neighborhood/com- munity substations			
			Recruits	Officers	Civilians				Fixed	Mobile		
CALIFORNIA (cont)												
Marin	Marin County Sheriff	NF	Some	Some	None	DP	68	2	2	0		
Monterey	Monterey County Sheriff	FW	All	Some	Some	-	0	3	5	0		
Monterey	Salinas Police	FW	All	Some	Some	FT	2	11	1	0		
Orange	Orange County Sheriff-Coroner	FW	Some	Some	Some	-	13	4	0	0		
Orange	Anaheim Police	FW	Some	None	None	FT	27	12	0	1		
Orange	Brea Police	FW	All	All	All	DP	72	7	2	0		
Orange	Costa Mesa Police	---	---	---	---	---	---	---	---	---		
Orange	Fullerton Police	FW	Some	Some	Some	PO	63	6	0	1		
Orange	Garden Grove Police	FW	All	All	All	DP	101	6	0	0		
Orange	Huntington Beach Police	FW	None	None	None	FT	3	2	2	1		
Orange	Irvine Police	FW	All	Some	Some	PO	84	6	1	0		
Orange	Newport Beach Police	FW	Some	Some	Some	FT	24	2	0	0		
Orange	Orange Police	FW	All	Some	Some	FT	23	1	4	0		
Orange	Santa Ana Police	FW	All	All	All	FT	220	5	2	0		
Orange	Westminster Police	FW	All	All	Some	FT	5	2	1	0		
Placer	Placer County Sheriff	NF	All	Some	Some	DP	2	8	3	0		
Riverside	Riverside County Sheriff	NF	All	Some	Some	DP	137	22	11	0		
Riverside	Corona Police	NF	All	Some	Some	FT	7	9	3	0		
Riverside	Riverside Police	FW	All	All	Some	DP	12	6	9	1		
Sacramento	Sacramento County Sheriff	FW	All	All	All	FT	570	570	8	0		
Sacramento	Sacramento Police	FW	None	None	None	DP	432	8	4	0		
San Bernardino	San Bernardino County Sheriff	FW	All	All	Some	FT	19	18	23	0		
San Bernardino	Fontana Police	FW	All	All	None	FT	126	3	2	0		
San Bernardino	Ontario Police	FW	All	Some	Some	FT	15	5	2	1		
San Bernardino	Rialto Police	FW	All	All	All	PO	1	2	2	1		
San Bernardino	San Bernardino Police	FW	All	Some	Some	FT	10	2	7	0		
San Diego	San Diego County Sheriff	FW	All	All	Some	FT	82	5	23	0		
San Diego	Chula Vista Police	NF	All	All	All	DP	0	14	3	0		
San Diego	El Cajon Police	NF	All	Some	Some	FT	9	3	1	0		
San Diego	Escondido Police	FW	All	None	None	FT	7	2	0	1		
San Diego	Oceanside Police	FW	All	Some	None	DP	15	4	2	0		
San Diego	San Diego Police	FW	All	All	All	FT	24	32	9	0		
San Francisco	San Francisco Police	FW	All	Some	Some	PO	0	20	8	2		
San Joaquin	San Joaquin County Sheriff	NF	All	Some	Some	FT	4	1	4	1		
San Joaquin	Stockton Police	FW	All	Some	Some	FT	225	24	0	0		
San Luis Obispo	San Luis Obispo County Sheriff	NF	All	Some	Some	DP	14	5	3	0		
San Mateo	San Mateo County Sheriff	FW	None	None	None	FT	7	4	2	0		
San Mateo	Daly City Police	FW	None	None	None	-	2	3	0	0		
San Mateo	San Mateo Police	FW	All	None	None	FT	9	0	0	0		
Santa Barbara	Santa Barbara County Sheriff	FW	All	All	Some	FT	47	3	2	0		
Santa Barbara	Santa Barbara Police	FW	All	All	Some	DP	107	4	0	0		
Santa Clara	Santa Clara County Sheriff	NF	All	Some	Some	FT	10	4	2	0		
Santa Clara	San Jose Police	FW	All	None	None	PO	1,408	16	1	0		
Santa Clara	Santa Clara Police	---	---	---	---	---	4	5	1	0		
Santa Clara	Sunnyvale Police	FW	Some	Some	Some	FT	7	5	6	0		
Santa Cruz	Santa Cruz County Sheriff	FW	All	Some	Some	FT	21	3	6	0		
Shasta	Shasta County Sheriff	FW	All	All	All	DP	0	5	4	0		
Solano	Fairfield Police	-	None	Some	Some	FT	2	7	0	1		
Solano	Vallejo Police	NF	All	All	Some	FT	6	8	3	1		
Sonoma	Sonoma County Sheriff-Coroner	FW	All	Some	Some	FT	6	0	2	0		
Sonoma	Santa Rosa Police	NF	All	All	All	PO	166	5	2	0		
Stanislaus	Stanislaus County Sheriff	FW	Some	Some	None	DP	104	7	10	0		
Stanislaus	Modesto Police	FW	All	Some	Some	FT	119	10	4	0		
Tulare	Tulare County Sheriff	FW	All	Some	None	FT	12	2	0	0		
Tulare	Visalia Police	FW	Some	Some	Some	DP	60	12	1	0		
Ventura	Ventura County Sheriff	FW	All	Some	Some	FT	3	9	3	1		
Ventura	Oxnard Police	NF	All	Some	Some	DP	17	6	8	0		
Ventura	Simi Valley Police	-	None	Some	None	-	5	2	0	0		
Ventura	Ventura Police	FW	All	All	All	FT	68	6	4	0		
COLORADO												
Adams	Adams County Sheriff	NF	All	All	None	FT	9	4	6	0		
Adams	Thornton Police	FW	All	Some	None	FT	10	7	0	0		
Adams	Westminster Police	FW	All	All	All	FT	18	5	6	0		
Arapahoe	Arapahoe County Sheriff	FW	All	Some	Some	-	0	7	4	1		
Arapahoe	Aurora Police	NF	All	None	None	FT	41	17	1	0		
Boulder	Boulder County Sheriff	-	All	None	None	FT	45	4	2	0		
Boulder	Boulder Police	NF	All	All	Some	-	3	2	2	0		
Denver	Denver Police	FW	All	All	None	FT	12	17	12	0		
Douglas	Douglas County Sheriff	NF	Some	Some	None	FT	5	5	3	0		
El Paso	El Paso County Sheriff	FW	All	Some	Some	FT	5	2	3	0		
El Paso	Colorado Springs Police	FW	All	Some	Some	FT	35	10	0	1		

Table 10a - continued

County	Name of agency	Community policing plan	Personnel receiving			Community policing unit	Number of:				
			Recruits	Officers	Civilians		Community policing officers	School resource officers	Neighborhood/com- munity substations		
									Fixed	Mobile	
COLORADO (cont)											
Jefferson	Jefferson County Sheriff	NF	All	Some	Some	FT	7	7	2	0	
Jefferson	Arvada Police	FW	All	All	All	FT	4	6	1	0	
Jefferson	Lakewood Police	NF	All	All	None	PO	0	10	0	0	
Larimer	Larimer County Sheriff	NF	All	Some	Some	FT	1	2	1	0	
Larimer	Fort Collins Police	NF	All	Some	None	FT	1	7	1	0	
Pueblo	Pueblo Police	-	None	Some	Some	FT	13	15	0	0	
Weld	Weld County Sheriff	NF	All	Some	None	FT	4	0	0	0	
Weld	Greeley Police	FW	All	All	All	FT	14	4	4	0	
CONNECTICUT											
Fairfield	Bridgeport Police	NF	All	Some	Some	FT	56	10	7	0	
Fairfield	Danbury Police	-	None	None	None	DP	11	4	0	0	
Fairfield	Fairfield Police	NF	Some	Some	None	PO	4	1	0	0	
Fairfield	Greenwich Police	NF	All	Some	None	-	2	0	0	0	
Fairfield	Norwalk Police	FW	All	Some	None	FT	15	2	1	2	
Fairfield	Stamford Police	NF	All	None	None	FT	16	9	7	0	
Fairfield	Stratford Police	NF	All	Some	None	FT	6	0	1	0	
Hartford	Bristol Police	-	Some	Some	None	DP	2	2	1	0	
Hartford	East Hartford Police	NF	All	Some	None	FT	9	1	8	0	
Hartford	Hartford Police	FW	All	All	All	FT	15	3	3	0	
Hartford	Manchester Police	FW	All	All	None	FT	6	4	2	0	
Hartford	New Britain Police	FW	All	None	None	DP	105	1	2	1	
Hartford	West Hartford Police	---	---	---	---	---	9	0	0	0	
Middlesex	Middletown Police	NF	None	None	None	DP	56	2	1	0	
New Haven	Hamden Police	FW	All	Some	None	FT	6	1	0	0	
New Haven	Meriden Police	FW	All	Some	None	FT	22	0	12	0	
New Haven	Milford Police	NF	Some	Some	None	FT	3	0	0	0	
New Haven	New Haven Police	FW	All	All	Some	FT	301	7	10	6	
New Haven	Waterbury Police	NF	None	Some	None	FT	9	3	3	1	
New Haven	West Haven Police	NF	All	Some	None	DP	1	7	0	0	
DELAWARE											
New Castle	New Castle County Police						329	0	6	1	
New Castle	Wilmington Police	FW	All	Some	None	DP	36	4	4	0	
DISTRICT OF COLUMBIA											
Washington, DC	Washington Metropolitan Police	FW	All	All	All	DP	136	38	2	0	
FLORIDA											
Alachua	Alachua County Sheriff	NF	None	None	None	DP	24	17	8	0	
Alachua	Gainesville Police	FW	All	All	All	FT	2	10	2	0	
Bay	Bay County Sheriff	FW	All	All	None	FT	20	15	3	0	
Brevard	Brevard County Sheriff	FW	All	Some	None	FT	13	6	5	0	
Brevard	Melbourne Police	FW	All	Some	Some	FT	16	6	6	0	
Brevard	Palm Bay Police	FW	All	Some	Some	DP	2	3	0	0	
Broward	Broward County Sheriff	NF	All	Some	None	DP	1,310	71	22	4	
Broward	Coral Springs Police	FW	None	None	None	-	87	13	2	0	
Broward	Davie Police	NF	All	Some	Some	DP	19	6	1	0	
Broward	Fort Lauderdale Police	FW	All	All	Some	FT	27	4	7	1	
Broward	Hollywood Police	FW	All	All	Some	FT	30	15	1	0	
Broward	Margate Police	NF	All	All	All	FT	5	4	1	0	
Broward	Miramar Police	FW	All	All	All	FT	9	4	0	0	
Broward	Pembroke Pines Police	NF	All	Some	Some	FT	10	10	0	1	
Broward	Plantation Police	FW	Some	Some	Some	DP	10	7	2	0	
Broward	Sunrise Police	FW	All	All	Some	FT	2	6	2	0	
Charlotte	Charlotte County Sheriff	NF	All	None	None	FT	13	8	0	0	
Citrus	Citrus County Sheriff	FW	All	All	All	FT	19	9	8	2	
Clay	Clay County Sheriff	FW	All	Some	None	DP	9	14	4	0	
Collier	Collier County Sheriff	FW	All	Some	Some	FT	25	33	6	0	
Duval	Jacksonville Sheriff	FW	All	Some	None	FT	23	68	6	1	
Escambia	Escambia County Sheriff	FW	All	All	All	FT	5	21	0	0	
Escambia	Pensacola Police	FW	All	All	None	FT	6	4	0	0	
Hernando	Hernando County Sheriff	FW	None	Some	None	FT	12	5	5	0	
Highlands	Highlands County Sheriff	NF	None	Some	None	DP	1	8	2	0	
Hillsborough	Hillsborough County Sheriff	FW	None	Some	Some	FT	77	43	22	0	
Hillsborough	Tampa Police	FW	All	All	None	DP	72	22	4	0	
Indian River	Indian River County Sheriff	FW	All	All	All	FT	9	7	5	0	
Lake	Lake County Sheriff	NF	None	None	None	FT	3	19	5	0	
Lee	Lee County Sheriff	FW	All	Some	Some	DP	227	24	4	0	
Lee	Cape Coral Police	FW	Some	Some	None	FT	10	10	2	0	
Lee	Fort Myers Police	FW	Some	Some	Some	FT	16	7	13	1	

Table 10a - continued

County	Name of agency	Community policing plan	Personnel receiving			Community policing unit	Number of:				
			community policing training				Community policing officers	School resource officers	Neighborhood/com- munity substations		Mobile
			Recruits	Officers	Civilians				Fixed	Mobile	
FLORIDA (cont)											
Leon	Leon County Sheriff	NF	None	None	None	PO	122	20	0	0	
Leon	Tallahassee Police	FW	All	Some	Some	-	28	5	1	0	
Manatee	Manatee County Sheriff	FW	All	Some	Some	FT	31	19	2	0	
Marion	Marion County Sheriff	NF	All	All	None	PO	0	14	3	0	
Marion	Ocala Police	FW	All	All	None	FT	149	9	5	2	
Martin	Martin County Sheriff	FW	None	None	None	FT	11	10	6	0	
Miami-Dade	Miami-Dade Police	FW	Some	Some	None	FT	224	29	4	1	
Miami-Dade	Coral Gables Police	NF	All	All	All	FT	10	5	2	0	
Miami-Dade	Hialeah Police	FW	All	Some	Some	FT	333	12	2	0	
Miami-Dade	Miami Police	FW	All	Some	None	DP	69	3	13	0	
Miami-Dade	Miami Beach Police	FW	All	All	All	FT	170	3	1	0	
Miami-Dade	North Miami Police	NF	None	None	None	FT	11	2	0	0	
Miami-Dade	North Miami Beach Police	FW	All	All	Some	FT	7	1	0	0	
Monroe	Monroe County Sheriff	NF	All	All	Some	FT	8	6	0	0	
Okaloosa	Okaloosa County Sheriff	FW	None	Some	None	FT	13	20	5	0	
Orange	Orange County Sheriff	FW	All	Some	Some	FT	20	66	30	0	
Orange	Orlando Police	FW	Some	Some	All	FT	25	25	9	0	
Osceola	Osceola County Sheriff	FW	All	All	All	FT	10	20	3	2	
Palm Beach	Palm Beach County Sheriff	FW	All	Some	Some	FT	71	0	17	0	
Palm Beach	Boca Raton Police	FW	All	Some	Some	FT	10	3	3	0	
Palm Beach	Boynton Beach Police	-	None	None	None	-	2	0	0	0	
Palm Beach	Delray Beach Police	FW	Some	All	None	FT	91	0	6	1	
Palm Beach	Riviera Beach Police	FW	All	Some	Some	PO	5	0	3	0	
Palm Beach	West Palm Beach Police	FW	Some	Some	None	FT	30	3	10	0	
Pasco	Pasco County Sheriff	-	None	Some	None	FT	38	19	4	0	
Pinellas	Pinellas County Sheriff	FW	All	None	None	FT	35	44	7	0	
Pinellas	Clearwater Police	FW	Some	None	None	DP	37	4	5	0	
Pinellas	Largo Police	FW	All	Some	None	-	0	3	5	1	
Pinellas	St. Petersburg Police	FW	All	Some	Some	DP	61	12	7	1	
Polk	Polk County Sheriff	FW	None	Some	None	FT	62	13	16	5	
Polk	Lakeland Police	FW	None	Some	Some	FT	24	6	10	0	
Putnam	Putnam County Sheriff	-	None	None	None	PO	2	12	0	0	
St. Johns	St. Johns County Sheriff	NF	None	Some	None	FT	20	8	4	0	
St. Lucie	St. Lucie County Sheriff	NF	None	None	None	FT	5	23	3	0	
St. Lucie	Fort Pierce Police	FW	All	All	Some	FT	9	1	2	0	
St. Lucie	Port St. Lucie Police	FW	None	Some	None	FT	100	10	2	0	
Santa Rosa	Santa Rosa County Sheriff	NF	All	All	None	FT	137	10	0	0	
Sarasota	Sarasota County Sheriff	FW	All	Some	None	FT	35	23	6	0	
Sarasota	Sarasota Police	NF	All	All	None	FT	4	2	6	0	
Seminole	Seminole County Sheriff	FW	All	All	None	FT	159	17	3	2	
Seminole	Altamonte Springs Police	FW	All	All	None	FT	7	3	0	0	
Volusia	Volusia County Sheriff	NF	Some	Some	None	DP	33	21	3	0	
Volusia	Daytona Beach Police	FW	None	Some	None	FT	13	1	2	0	
GEORGIA											
Bartow	Bartow County Sheriff	-	None	None	None	-	0	0	0	0	
Bibb	Bibb County Sheriff	-	None	None	None	-	0	3	0	0	
Bibb	Macon Police	FW	All	Some	Some	DP	42	4	20	1	
Chatham	Chatham County Police	NF	None	None	None	FT	6	0	5	0	
Chatham	Savannah Police	FW	All	Some	Some	PO	385	0	4	1	
Cherokee	Cherokee County Sheriff	-	None	None	None	-	1	2	0	0	
Clarke	Athens-Clarke County Police	FW	All	Some	Some	DP	17	6	1	0	
Clayton	Clayton County Police	---	---	---	---	---	---	---	---	---	
Cobb	Cobb County Police	NF	All	All	None	FT	507	0	2	0	
Cobb	Marietta Police	NF	All	All	None	FT	12	3	1	0	
Columbia	Columbia County Sheriff	FW	All	All	Some	PO	60	0	10	0	
De Kalb	De Kalb County Police	---	---	---	---	---	43	0	5	0	
Dougherty	Albany Police	NF	Some	Some	None	FT	2	9	0	0	
Douglas	Douglas County Sheriff	NF	All	All	None	DP	1	17	2	0	
Forsyth	Forsyth County Sheriff	FW	All	All	All	FT	21	4	0	0	
Fulton	Fulton County Police	FW	All	None	None	FT	14	0	0	0	
Fulton	Atlanta Police	NF	All	Some	None	FT	1,116	18	12	0	
Fulton	East Point Police	FW	None	Some	None	FT	7	0	1	0	
Fulton	Roswell Police	FW	All	None	None	DP	74	0	0	0	
Glynn	Glynn County Police	FW	All	All	All	FT	3	0	0	0	
Gwinnett	Gwinnett County Police	FW	All	Some	Some	DP	35	0	4	0	
Hall	Hall County Sheriff	FW	None	None	None	-	0	14	0	0	
Muscogee	Muscogee County Sheriff	-	All	None	None	DP	5	1	0	0	
Muscogee	Columbus Police	NF	All	None	None	PO	8	0	0	0	
Richmond	Augusta-Richmond Co Sheriff	NF	All	Some	None	PO	0	5	34	0	

Table 10a - continued

County	Name of agency	Community policing plan	Personnel receiving			Community policing unit	Number of:			
			Recruits	Officers	Civilians		Community policing officers	School resource officers	Neighborhood/com- munity substations	
								Fixed	Mobile	
HAWAII										
Hawaii	Hawaii County Police	FW	All	Some	None	FT	30	0	12	0
Honolulu	Honolulu Police	NF	All	Some	None	FT	1,633	0	3	1
Kauai	Kauai County Police	FW	All	All	None	PO	0	4	2	0
Maui	Maui County Police	FW	All	Some	Some	FT	20	11	7	0
IDAHO										
Ada	Boise Police	FW	All	Some	Some	FT	95	10	3	0
Canyon	Canyon County Sheriff	FW	All	Some	Some	FT	12	27	4	0
ILLINOIS										
Champaign	Champaign Police	NF	All	Some	Some	PO	74	0	2	0
Cook	Cook County Sheriff	---	---	---	---	---	---	---	---	---
Cook	Arlington Heights Police	-	Some	Some	None	PO	5	3	0	0
Cook	Chicago Police	FW	All	Some	None	FT	25	222	0	0
Cook	Cicero Police	NF	All	Some	None	DP	4	1	0	0
Cook	Evanston Police	FW	All	Some	Some	FT	7	3	1	1
Cook	Oak Lawn Police	NF	All	All	All	PO	6	1	0	0
Cook	Oak Park Police	FW	All	Some	None	FT	8	1	3	0
Cook	Schaumburg Police	NF	All	Some	None	PO	3	4	0	0
Cook	Skokie Police	-	All	None	None	-	3	3	1	0
Du Page	Du Page County Sheriff	FW	All	Some	Some	FT	4	4	2	2
Du Page	Naperville Police	NF	All	Some	Some	PO	175	3	0	0
Kane	Aurora Police	FW	Some	Some	Some	FT	14	7	1	0
Kane	Elgin Police	NF	All	All	Some	FT	12	7	8	0
Lake	Lake County Sheriff	FW	All	Some	None	DP	1	1	0	0
Lake	Waukegan Police	FW	All	Some	None	FT	50	7	2	1
Macon	Decatur Police	FW	All	All	Some	DP	0	3	0	0
Peoria	Peoria Police	NF	Some	Some	Some	FT	10	8	0	0
Sangamon	Springfield Police	FW	None	All	None	FT	18	3	12	1
Will	Will County Sheriff	FW	All	All	All	FT	275	0	6	0
Will	Joliet Police	FW	All	Some	Some	FT	27	26	0	0
Winnebago	Winnebago County Sheriff	-	None	Some	Some	FT	1	3	0	1
Winnebago	Rockford Police	NF	Some	Some	None	FT	6	1	0	0
INDIANA										
Allen	Allen County Sheriff	-	None	None	None	-	0	4	0	0
Allen	Fort Wayne Police	FW	All	All	None	DP	294	0	0	0
Delaware	Muncie Police	NF	All	Some	None	FT	5	0	6	0
Elkhart	Elkhart Police	FW	All	Some	None	FT	1	2	2	0
Howard	Kokomo Police	FW	All	All	None	FT	101	7	4	0
Lake	Lake County Sheriff	-	All	Some	None	FT	19	3	0	0
Lake	East Chicago Police	FW	All	Some	None	FT	11	1	0	0
Lake	Gary Police	FW	All	Some	None	FT	16	1	4	0
Lake	Hammond Police	NF	All	Some	None	FT	15	4	2	0
Madison	Anderson Police	FW	Some	Some	None	FT	9	0	1	1
Marion	Marion County Sheriff	NF	All	All	None	DP	7	0	2	0
Marion	Indianapolis Police	NF	All	Some	None	FT	41	41	38	1
St. Joseph	St. Joseph County Sheriff	-	None	None	None	-	0	2	0	0
St. Joseph	South Bend Police	FW	Some	Some	Some	FT	5	5	0	0
Vanderburgh	Vanderburgh County Sheriff	-	None	None	None	-	0	2	0	0
Vanderburgh	Evansville Police	FW	All	All	All	FT	13	9	0	0
Vigo	Terre Haute Police	NF	Some	Some	Some	DP	5	7	1	0
IOWA										
Black Hawk	Waterloo Police	FW	All	All	None	FT	2	6	0	0
Linn	Cedar Rapids Police	FW	All	Some	None	DP	0	6	2	0
Polk	Polk County Sheriff	NF	None	Some	None	DP	3	2	0	0
Polk	Des Moines Police	FW	All	All	None	FT	6	6	1	0
Pottawattamie	Council Bluffs Police	NF	All	Some	None	FT	7	4	2	0
Scott	Davenport Police	NF	None	None	None	FT	7	1	2	0
Woodbury	Sioux City Police	FW	None	None	None	FT	9	5	5	1
KANSAS										
Douglas	Lawrence Police	NF	All	Some	Some	FT	1	2	1	0
Johnson	Johnson County Sheriff	NF	All	Some	None	FT	6	3	0	0
Johnson	Olathe Police	NF	All	Some	None	DP	7	10	1	0
Johnson	Overland Park Police	FW	None	None	None	FT	8	15	1	0
Sedgwick	Sedgwick County Sheriff	FW	All	Some	None	FT	10	1	2	0
Sedgwick	Wichita Police	NF	All	Some	Some	FT	35	20	6	0
Shawnee	Topeka Police	FW	All	Some	None	DP	10	6	9	0
Wyandotte	Kansas City Police	FW	All	All	None	FT	22	8	2	0

Table 10a - continued

County	Name of agency	Community policing plan	Personnel receiving			Community policing unit	Number of:				
			community policing training				Community policing officers	School resource officers	Neighborhood/com- munity substations		Mobile
			Recruits	Officers	Civilians				Fixed	Mobile	
KENTUCKY											
Fayette	Lexington-Fayette County Police	FW	Some	All	None	FT	15	7	3	0	
Jefferson	Jefferson County Police	FW	All	All	Some	PO	453	0	0	0	
Jefferson	Louisville Police	FW	All	Some	None	DP	470	16	4	2	
Kenton	Covington Police	FW	All	Some	Some	FT	5	2	5	0	
LOUISIANA											
Ascension	Ascension Parish Sheriff	NF	None	Some	None	DP	3	7	0	0	
Bossier	Bossier Parish Sheriff	NF	All	Some	None	DP	38	6	2	0	
Bossier	Bossier Police	NF	Some	Some	None	FT	2	7	0	0	
Caddo	Caddo Parish Sheriff	NF	All	Some	Some	FT	100	9	4	0	
Caddo	Shreveport Police	FW	All	All	None	DP	310	9	4	2	
Calcasieu	Calcasieu Parish Sheriff	FW	Some	Some	Some	FT	20	0	6	0	
Calcasieu	Lake Charles Police	FW	None	Some	None	FT	13	1	10	1	
E. Baton Rouge	E. Baton Rouge Parish Sheriff	FW	None	None	None	FT	20	6	0	0	
E. Baton Rouge	Baton Rouge Police	NF	None	None	None	FT	10	0	2	0	
Jefferson	Jefferson Parish Sheriff	FW	Some	Some	None	FT	47	9	3	0	
Jefferson	Kenner Police	FW	All	All	Some	PO	1	2	0	1	
Lafayette	Lafayette Parish Sheriff	-	None	None	None	FT	6	4	0	0	
Lafayette	Lafayette Police	NF	All	None	None	FT	2	0	1	0	
Lafourche	Lafourche Parish Sheriff	FW	Some	Some	None	FT	4	4	4	0	
Livingston	Livingston Parish Sheriff	NF	All	All	None	PO	6	8	0	0	
Morehouse	Morehouse Parish Sheriff	NF	All	Some	None	DP	6	2	0	0	
Orleans	Orleans Parish Sheriff	FW	Some	Some	None	FT	28	6	0	0	
Orleans	New Orleans Police	FW	All	All	None	FT	88	8	9	1	
Ouachita	Ouachita Parish Sheriff	---	---	---	---	---	4	4	0	0	
Ouachita	Monroe Police	FW	All	Some	None	FT	16	4	0	0	
Plaquemines	Plaquemines Parish Sheriff	NF	All	All	None	FT	57	2	0	0	
Rapides	Rapides Parish Sheriff	FW	All	All	None	FT	9	5	6	0	
Rapides	Alexandria Police	FW	All	Some	None	FT	79	4	5	0	
St. Charles	St. Charles Parish Sheriff	NF	All	All	None	DP	95	14	0	0	
St. John the Baptist	St. John the Baptist Sheriff	NF	Some	Some	None	DP	9	4	1	0	
St. Landry	St. Landry Parish Sheriff	FW	All	All	None	FT	15	3	0	0	
St. Martin	St. Martin Parish Sheriff	FW	All	All	None	FT	10	6	1	0	
St. Tammany	St. Tammany Parish Sheriff	FW	All	Some	None	FT	29	4	2	1	
Terrebonne	Terrebonne Parish Sheriff	NF	All	Some	None	-	5	9	0	0	
MAINE											
Cumberland	Portland Police	FW	All	Some	Some	FT	12	5	5	0	
MARYLAND											
Anne Arundel	Anne Arundel County Police	FW	All	All	None	DP	20	0	1	0	
Anne Arundel	Annapolis Police	-	All	None	None	FT	5	0	1	0	
Baltimore	Baltimore County Police	NF	All	None	None	FT	270	25	11	0	
Baltimore(city)	Baltimore Police	FW	All	All	None	PO	68	0	47	7	
Charles	Charles County Sheriff	FW	All	Some	Some	FT	13	2	3	0	
Harford	Harford County Sheriff	NF	All	Some	Some	FT	14	6	12	0	
Howard	Howard County Police	FW	All	All	None	DP	10	10	2	0	
Montgomery	Montgomery County Police	FW	All	None	None	FT	25	6	9	0	
Prince George's	Prince George's County Police	FW	All	Some	None	FT	124	20	51	0	
MASSACHUSETTS											
Bristol	Fall River Police	FW	All	All	None	FT	19	3	0	0	
Bristol	New Bedford Police	FW	All	All	None	DP	15	2	4	0	
Bristol	Taunton Police	FW	All	Some	None	FT	9	0	8	0	
Essex	Lawrence Police	FW	Some	Some	Some	FT	18	3	3	0	
Essex	Lynn Police	FW	All	All	None	FT	24	1	7	0	
Hampden	Chicopee Police	FW	All	All	Some	DP	90	4	2	0	
Hampden	Holyoke Police	NF	All	Some	None	FT	10	0	7	0	
Hampden	Springfield Police	FW	All	Some	Some	FT	90	26	16	0	
Middlesex	Cambridge Police	NF	All	Some	None	DP	205	3	0	0	
Middlesex	Framingham Police	NF	Some	All	Some	FT	4	6	3	0	
Middlesex	Lowell Police	NF	All	All	Some	DP	134	12	7	1	
Middlesex	Malden Police	NF	All	All	None	FT	9	2	3	0	
Middlesex	Medford Police	---	---	---	---	---	---	---	---	---	
Middlesex	Newton Police	FW	All	All	Some	FT	5	10	1	0	
Middlesex	Somerville Police	NF	Some	Some	None	FT	17	0	0	1	
Middlesex	Waltham Police	NF	Some	Some	None	DP	12	4	3	0	
Norfolk	Brookline Police	NF	All	Some	Some	FT	7	0	1	0	
Norfolk	Quincy Police	FW	None	None	None	FT	12	5	0	0	
Plymouth	Brockton Police	FW	All	Some	None	FT	16	0	0	0	
Suffolk	Boston Police	FW	All	None	None	-	0	0	14	0	
Suffolk	Revere Police	---	---	---	---	---	---	---	---	---	
Worcester	Worcester Police	FW	All	All	None	PO	10	3	3	0	

Table 10a - continued

County	Name of agency	Community policing plan	Personnel receiving			Community policing unit	Number of:			
			community Recruits	policing Officers	training Civilians		Community policing officers	School resource officers	Neighborhood/com- munity substations	
								Fixed	Mobile	
MICHIGAN										
Calhoun	Battle Creek Police	NF	All	Some	Some	FT	10	3	3	0
Genesee	Genesee County Sheriff	-	None	None	None	-	3	2	0	0
Genesee	Flint Police	FW	All	Some	Some	FT	51	15	6	0
Ingham	Lansing Police	FW	All	All	Some	FT	9	2	4	0
Kalamazoo	Kalamazoo County Sheriff	NF	All	Some	None	PO	2	0	0	0
Kalamazoo	Kalamazoo Police	NF	All	None	None	FT	15	1	1	0
Kent	Kent County Sheriff	---	---	---	---	---	10	1	3	0
Kent	Grand Rapids Police	FW	All	All	All	FT	16	0	13	0
Kent	Wyoming Police	FW	All	All	Some	FT	6	5	3	0
Macomb	Macomb County Sheriff	NF	Some	Some	Some	FT	6	8	5	0
Macomb	Sterling Heights Police	-	None	None	None	-	5	6	0	0
Macomb	Warren Police	NF	All	Some	None	FT	10	5	0	0
Oakland	Oakland County Sheriff	NF	Some	Some	None	DP	2	10	13	0
Oakland	Farmington Hills Police	NF	All	All	None	DP	0	2	0	1
Oakland	Pontiac Police	FW	All	Some	None	FT	16	2	1	0
Oakland	Royal Oak Police	-	All	All	All	DP	1	1	0	0
Oakland	Southfield Police	FW	Some	Some	None	FT	2	4	2	0
Oakland	Troy Police	FW	All	Some	None	FT	6	3	1	0
Saginaw	Saginaw Police	FW	All	All	None	FT	86	0	2	1
Washtenaw	Washtenaw County Sheriff	---	---	---	---	---	151	3	7	0
Washtenaw	Ann Arbor Police	NF	All	All	Some	FT	9	2	0	0
Wayne	Wayne County Sheriff	NF	None	Some	None	DP	821	5	0	0
Wayne	Dearborn Police	FW	None	Some	None	DP	4	4	2	0
Wayne	Detroit Police	NF	All	Some	Some	FT	151	52	33	0
Wayne	Livonia Police	-	None	None	None	DP	1	8	0	0
Wayne	Taylor Police	FW	None	Some	None	FT	6	4	1	0
Wayne	Westland Police	FW	All	Some	None	FT	64	6	0	0
MINNESOTA										
Hennepin	Hennepin County Sheriff	NF	None	All	None	DP	1	1	0	0
Hennepin	Bloomington Police	FW	All	All	Some	FT	3	3	0	0
Hennepin	Minneapolis Police	NF	All	Some	Some	FT	29	19	17	0
Olmsted	Rochester Police	NF	All	Some	Some	FT	22	4	0	0
Ramsey	Ramsey County Sheriff	---	---	---	---	---	1	6	5	0
Ramsey	St. Paul Police	FW	All	Some	Some	PO	576	20	14	0
St. Louis	Duluth Police	NF	All	Some	Some	FT	15	7	8	0
MISSISSIPPI										
Forrest	Hattiesburg Police	NF	All	Some	Some	FT	90	0	2	1
Harrison	Harrison County Sheriff	FW	All	Some	Some	FT	12	7	0	0
Harrison	Biloxi Police	NF	All	All	None	-	5	3	0	0
Harrison	Gulfport Police	FW	All	Some	Some	FT	18	9	3	0
Hinds	Jackson Police	NF	All	Some	None	FT	11	14	2	1
Lauderdale	Meridian Police	FW	All	Some	None	DP	1	0	0	0
Lee	Tupelo Police	FW	All	All	None	FT	16	4	2	0
Warren	Vicksburg Police	NF	All	Some	None	FT	6	5	0	0
Washington	Greenville Police	NF	All	Some	Some	FT	9	0	0	1
MISSOURI										
Boone	Columbia Police	FW	All	All	All	FT	72	2	4	0
Buchanan	St. Joseph Police	NF	Some	Some	None	PO	0	4	1	0
Greene	Springfield Police	FW	All	None	None	FT	23	0	5	0
Jackson	Independence Police	FW	All	Some	Some	FT	12	6	4	2
Jackson	Kansas City Police	FW	All	Some	None	FT	1,253	0	6	0
Jefferson	Jefferson County Sheriff	FW	Some	Some	None	FT	14	4	0	0
St. Charles	St. Charles County Sheriff	FW	All	Some	Some	DP	0	11	0	1
St. Charles	St. Charles Police	---	---	---	---	---	---	---	---	---
St. Louis	St. Louis County Police	NF	All	All	Some	FT	23	33	18	0
St. Louis(city)	St. Louis Police	NF	All	All	None	PO	0	15	10	0
MONTANA										
Yellowstone	Billings Police	FW	All	All	Some	FT	5	3	3	0
NEBRASKA										
Douglas	Douglas County Sheriff	FW	None	None	None	FT	2	2	0	0
Douglas	Omaha Police	FW	All	None	None	-	4	10	1	1
Lancaster	Lincoln Police	NF	All	Some	Some	PO	185	5	10	0
Sarpy	Sarpy County Sheriff	NF	None	Some	None	FT	32	2	2	0

Table 10a - continued

County	Name of agency	Community policing plan	Personnel receiving			Community policing unit	Number of:				
			community policing training				Community policing officers	School resource officers	Neighborhood/com- munity substations		
			Recruits	Officers	Civilians				Fixed	Mobile	
NEVADA											
Clark	Las Vegas Metropolitan Police	FW	All	Some	None	FT	50	0	10	0	
Clark	Henderson Police	FW	All	Some	Some	FT	4	0	7	0	
Clark	North Las Vegas Police	-	None	Some	None	DP	30	4	0	0	
Washoe	Washoe County Sheriff	FW	All	None	Some	FT	6	2	2	4	
Washoe	Reno Police	FW	All	Some	Some	PO	238	2	3	1	
NEW HAMPSHIRE											
Hillsborough	Manchester Police	FW	All	All	All	FT	8	6	3	0	
Hillsborough	Nashua Police	NF	Some	Some	None	FT	1	4	5	0	
NEW JERSEY											
Atlantic	Atlantic City Police	FW	All	All	None	DP	51	4	8	1	
Bergen	Hackensack Police	FW	All	Some	Some	FT	1	1	0	0	
Camden	Camden Police	FW	All	All	None	FT	54	4	0	0	
Camden	Cherry Hill Police	NF	All	Some	Some	FT	11	0	0	0	
Cape May	Cape May County Sheriff	FW	All	Some	Some	FT	1	0	1	0	
Cumberland	Vineland Police	FW	All	All	Some	FT	12	5	0	1	
Essex	Belleville Police	FW	All	Some	None	FT	10	1	1	1	
Essex	Bloomfield Police	NF	All	None	None	FT	5	0	0	0	
Essex	East Orange Police	FW	All	Some	Some	FT	4	0	0	0	
Essex	Irvington Police	NF	All	Some	None	DP	3	0	0	1	
Essex	Montclair Police	FW	All	Some	Some	FT	15	2	2	0	
Essex	Newark Police	FW	All	All	None	FT	14	7	2	0	
Essex	Orange Police	-	All	Some	Some	DP	6	1	1	0	
Essex	West Orange Police	NF	All	Some	None	FT	8	3	1	0	
Hudson	Hudson County Sheriff	-	All	None	None	-	0	0	0	0	
Hudson	Bayonne Police	FW	All	Some	None	FT	22	10	1	1	
Hudson	Hoboken Police	FW	Some	Some	None	FT	12	0	2	1	
Hudson	Jersey City Police	FW	All	Some	None	FT	165	5	3	4	
Hudson	Kearny Police	---	---	---	---	---	---	---	---	---	
Hudson	North Bergen Police	FW	All	Some	None	DP	8	2	0	0	
Hudson	Union City Police	NF	All	Some	Some	DP	27	10	1	1	
Hudson	West New York Police	FW	Some	Some	Some	FT	13	5	1	0	
Mercer	Hamilton Police	FW	All	Some	Some	FT	5	4	0	0	
Mercer	Trenton Police	NF	None	Some	None	FT	61	2	0	0	
Middlesex	Edison Police	---	---	---	---	---	---	---	---	---	
Middlesex	New Brunswick Police	NF	All	Some	None	FT	141	10	0	0	
Middlesex	Perth Amboy Police	FW	None	None	None	FT	10	5	1	0	
Middlesex	Woodbridge Police	NF	All	None	None	FT	10	5	1	0	
Morris	Parsippany Police	NF	None	Some	None	PO	10	3	0	0	
Ocean	Brick Township Police	FW	All	Some	None	DP	6	2	0	2	
Ocean	Dover Township Police	NF	Some	Some	Some	FT	137	3	0	0	
Passaic	Passaic County Sheriff	-	Some	None	None	PO	2	0	0	0	
Passaic	Clifton Police	FW	Some	Some	None	FT	19	2	3	0	
Passaic	Passaic Police	FW	All	Some	Some	FT	19	0	0	0	
Passaic	Paterson Police	---	---	---	---	---	---	---	---	---	
Passaic	Wayne Police	NF	All	Some	None	FT	2	0	1	0	
Union	Elizabeth Police	FW	All	Some	None	FT	47	4	3	1	
Union	Linden Police	FW	All	Some	None	FT	6	2	1	0	
Union	Plainfield Police	FW	All	Some	None	FT	9	8	3	0	
Union	Union Police	NF	None	None	None	FT	4	4	0	1	
NEW MEXICO											
Bernalillo	Bernalillo County Sheriff	FW	All	Some	None	FT	7	1	4	0	
Bernalillo	Albuquerque Police	FW	All	Some	Some	DP	394	26	4	2	
Dona Ana	Las Cruces Police	FW	All	Some	None	FT	19	0	10	0	
Santa Fe	Santa Fe Police	FW	Some	Some	None	FT	4	2	2	0	
NEW YORK											
Albany	Albany County Sheriff	-	None	None	None	-	0	0	0	0	
Albany	Albany Police	FW	All	Some	None	PO	180	3	0	0	
Albany	Colonie Police	FW	None	All	None	DP	0	4	0	0	
Broome	Binghamton Police	NF	All	Some	None	FT	6	1	0	0	
Dutchess	Dutchess County Sheriff	-	All	Some	None	PO	0	6	0	0	
Erie	Erie County Sheriff	FW	All	Some	None	FT	16	3	0	0	
Erie	Amherst Police	FW	All	Some	Some	DP	2	0	0	0	
Erie	Buffalo Police	NF	All	Some	None	FT	33	0	6	0	
Erie	Cheektowaga Police	NF	All	Some	Some	FT	1	6	1	0	
Erie	Tonawanda Police	NF	All	Some	None	FT	2	0	2	0	
Monroe	Monroe County Sheriff	FW	All	None	None	FT	3	9	0	0	
Monroe	Rochester Police	NF	All	All	All	FT	31	16	7	0	

Table 10a - continued

County	Name of agency	Community policing plan	Personnel receiving			Community policing unit	Number of:				
			community Recruits	policing Officers	training Civilians		Community policing officers	School resource officers	Neighborhood/com- munity substations		
									Fixed	Mobile	
NEW YORK (cont)											
Nassau	Nassau County Police	FW	All	Some	Some	FT	68	0	4	0	
Nassau	Hempstead Police	FW	All	All	None	FT	21	1	1	1	
New York City	New York City Police	FW	All	None	None	FT	26,365	316	0	0	
Niagara	Niagara County Sheriff	NF	None	Some	None	DP	4	0	1	0	
Niagara	Niagara Falls Police	FW	All	Some	Some	FT	3	3	1	1	
Oneida	Utica Police	NF	All	Some	None	FT	3	3	0	1	
Onondaga	Onondaga County Sheriff	NF	All	All	None	-	2	6	3	0	
Onondaga	Syracuse Police	FW	None	Some	None	FT	89	20	4	4	
Rensselaer	Troy Police	FW	All	Some	None	FT	8	2	0	0	
Rockland	Rockland County Sheriff	NF	Some	Some	None	FT	6	0	0	0	
Rockland	Clarkstown Police	NF	All	None	None	DP	10	2	0	0	
Rockland	Ramapo Police	NF	All	Some	None	FT	8	2	5	0	
Schenectady	Schenectady Police	NF	All	Some	None	FT	13	4	1	0	
Suffolk	Suffolk County Sheriff	-	All	Some	None	-	0	0	0	0	
Suffolk	Suffolk County Police	FW	None	None	None	FT	174	0	7	5	
Westchester	Westchester County Police	-	All	None	None	-	0	1	0	0	
Westchester	Greenburgh Police	NF	All	Some	None	FT	5	0	1	0	
Westchester	Mt. Vernon Police	NF	All	Some	None	FT	2	3	1	1	
Westchester	New Rochelle Police	FW	All	All	None	DP	15	5	3	1	
Westchester	White Plains Police	FW	None	Some	None	FT	10	0	0	0	
Westchester	Yonkers Police	NF	All	Some	None	FT	77	9	5	0	
NORTH CAROLINA											
Alamance	Burlington Police	NF	Some	Some	Some	FT	6	4	3	0	
Buncombe	Buncombe County Sheriff	NF	All	Some	Some	PO	4	15	0	0	
Buncombe	Asheville Police	FW	All	Some	None	DP	11	3	4	0	
Cabarrus	Cabarrus County Sheriff	NF	All	Some	None	FT	8	5	2	0	
Catawba	Hickory Police	NF	All	All	Some	-	104	4	0	0	
Cumberland	Cumberland County Sheriff	FW	All	None	None	FT	12	38	5	1	
Cumberland	Fayetteville Police	FW	All	Some	Some	DP	9	0	1	2	
Davidson	Davidson County Sheriff	-	None	None	None	DP	0	6	0	0	
Durham	Durham County Sheriff	NF	Some	Some	Some	FT	15	16	3	1	
Durham	Durham Police	NF	None	Some	None	DP	22	14	0	1	
Forsyth	Forsyth County Sheriff	NF	Some	Some	None	FT	12	27	4	0	
Forsyth	Winston-Salem Police	FW	All	Some	None	FT	8	7	0	1	
Gaston	Gaston County Police	NF	Some	Some	None	FT	63	0	0	0	
Gaston	Gastonia Police	NF	All	All	None	FT	15	0	3	1	
Guilford	Guilford County Sheriff	FW	Some	Some	None	FT	99	14	0	0	
Guilford	Greensboro Police	FW	None	None	None	DP	12	14	6	0	
Guilford	High Point Police	FW	All	All	All	FT	4	6	0	0	
Mecklenburg	Charlotte-Mecklenburg Police	NF	All	Some	Some	DP	68	45	7	0	
Nash	Rocky Mount Police	NF	All	All	All	FT	13	2	1	1	
New Hanover	Wilmington Police	NF	All	None	None	FT	135	0	0	0	
Orange	Orange County Sheriff	FW	All	Some	All	FT	4	4	2	0	
Pitt	Greenville Police	NF	All	Some	Some	DP	26	4	1	0	
Rowan	Rowan County Sheriff	-	All	None	None	DP	4	4	3	0	
Union	Union County Sheriff	FW	All	Some	None	FT	22	6	0	0	
Wake	Wake County Sheriff	-	Some	None	None	-	0	2	0	0	
Wake	Raleigh Police	FW	All	All	None	FT	51	8	9	1	
Wilson	Wilson Police	NF	All	All	All	FT	102	0	3	1	
OHIO											
Butler	Butler County Sheriff	NF	All	Some	None	PO	156	3	4	1	
Butler	Hamilton Police	FW	All	All	Some	FT	7	5	1	0	
Clark	Clark County Sheriff	NF	None	Some	None	FT	3	3	2	1	
Clark	Springfield Police	FW	All	All	None	FT	76	3	1	0	
Cuyahoga	Cleveland Police	FW	None	None	None	FT	46	20	21	0	
Cuyahoga	Cleveland Heights Police	NF	All	Some	Some	FT	6	1	0	0	
Cuyahoga	Euclid Police	FW	All	Some	Some	FT	7	4	1	1	
Franklin	Franklin County Sheriff	FW	Some	Some	None	PO	12	2	6	0	
Franklin	Columbus Police	FW	All	Some	None	FT	68	30	0	3	
Hamilton	Hamilton County Sheriff	-	All	All	None	PO	4	0	0	0	
Hamilton	Cincinnati Police	FW	All	Some	None	FT	56	9	34	0	
Lorain	Lorain Police	NF	Some	None	None	FT	3	2	3	0	
Lucas	Lucas County Sheriff	NF	None	Some	None	FT	8	7	0	0	
Lucas	Toledo Police	FW	All	None	None	DP	14	14	8	0	
Mahoning	Youngstown Police	NF	None	None	None	FT	200	0	1	0	
Montgomery	Montgomery County Sheriff	NF	None	Some	None	FT	8	8	3	0	
Montgomery	Dayton Police	NF	All	None	None	DP	14	7	3	0	
Stark	Stark County Sheriff	NF	Some	Some	Some	DP	4	5	2	0	
Stark	Canton Police	FW	Some	Some	None	FT	18	6	1	0	
Summit	Summit County Sheriff	FW	All	All	None	FT	2	4	0	0	
Summit	Akron Police	-	All	All	None	FT	11	0	0	0	

Table 10a - continued

County	Name of agency	Community policing plan	Personnel receiving			Community policing unit	Number of:			
			Recruits	Officers	training Civilians		Community policing officers	School resource officers	Neighborhood/com- munity substations	
									Fixed	Mobile
OKLAHOMA										
Cleveland	Norman Police	NF	All	Some	Some	DP	1	1	0	0
Comanche	Lawton Police	NF	None	Some	None	FT	6	0	2	0
Oklahoma	Oklahoma County Sheriff	FW	All	All	Some	FT	54	5	2	0
Oklahoma	Oklahoma City Police	FW	All	Some	None	FT	6	26	1	0
Tulsa	Tulsa County Sheriff	FW	All	Some	Some	FT	6	13	1	0
Tulsa	Tulsa Police	FW	All	None	None	-	0	12	0	0
OREGON										
Clackamas	Clackamas County Sheriff	NF	All	Some	None	DP	3	6	6	0
Douglas	Douglas County Sheriff	-	All	All	Some	FT	3	6	0	0
Jackson	Jackson County Sheriff	FW	Some	Some	Some	FT	9	0	3	0
Lane	Lane County Sheriff	FW	All	Some	Some	PO	0	5	3	0
Lane	Eugene Police	NF	Some	Some	Some	-	0	1	7	0
Marion	Salem Police	FW	All	Some	Some	FT	6	12	3	0
Multnomah	Gresham Police	NF	All	All	Some	PO	75	4	0	0
Multnomah	Portland Police	FW	All	All	All	FT	1,007	3	15	1
Washington	Washington County Sheriff	NF	Some	Some	Some	FT	10	5	2	0
Washington	Beaverton Police	FW	All	All	All	FT	8	4	4	1
PENNSYLVANIA										
Allegheny	Allegheny County Sheriff	-	Some	Some	None	FT	4	0	0	1
Allegheny	Allegheny County Police	NF	None	All	None	-	1	1	7	0
Allegheny	Pittsburgh Police	FW	All	Some	Some	FT	85	5	44	3
Berks	Reading Police	NF	All	Some	Some	-	3	3	0	1
Dauphin	Harrisburg Police	FW	All	Some	Some	FT	105	3	3	1
Delaware	Chester Police	FW	Some	Some	Some	FT	10	3	1	1
Delaware	Upper Darby Township Police	NF	All	Some	None	-	0	0	3	0
Erie	Erie Police	NF	None	Some	Some	PO	0	0	0	0
Lackawanna	Scranton Police	NF	All	Some	None	FT	25	5	0	0
Lancaster	Lancaster Police	FW	All	All	All	FT	40	0	6	0
Lehigh	Allentown Police	FW	All	Some	None	FT	19	5	16	0
Montgomery	Lower Merion Township Police	NF	None	Some	None	PO	0	0	0	0
Northampton	Bethlehem Police	NF	All	All	None	FT	13	6	8	1
Philadelphia	Philadelphia Police	NF	All	Some	None	FT	56	75	18	11
RHODE ISLAND										
Kent	Warwick Police	FW	Some	None	None	FT	5	3	3	0
Providence	Cranston Police	FW	All	Some	None	FT	4	6	3	1
Providence	Pawtucket Police	NF	All	All	None	FT	9	2	2	0
Providence	Providence Police	NF	All	None	None	FT	35	10	20	0
SOUTH CAROLINA										
Anderson	Anderson County Sheriff	NF	Some	Some	Some	PO	0	7	0	0
Beaufort	Beaufort County Sheriff	-	All	None	None	-	3	11	0	0
Charleston	Charleston County Sheriff	-	All	Some	None	FT	4	5	4	0
Charleston	Charleston Police	FW	All	All	None	FT	1	14	4	0
Charleston	North Charleston Police	NF	Some	Some	None	FT	23	12	2	0
Florence	Florence County Sheriff	FW	Some	Some	Some	FT	4	5	0	1
Greenville	Greenville County Sheriff	FW	All	All	None	FT	11	14	2	0
Greenville	Greenville Police	FW	All	Some	None	FT	29	6	3	0
Horry	Horry County Police	NF	None	Some	None	FT	24	9	3	0
Horry	Myrtle Beach Police	NF	All	Some	None	FT	154	3	0	0
Lexington	Lexington County Sheriff	NF	All	Some	None	FT	16	21	9	0
Richland	Richland County Sheriff	NF	All	Some	All	FT	18	32	13	0
Richland	Columbia Police	FW	All	All	None	DP	11	6	17	0
Spartanburg	Spartanburg County Sheriff	FW	Some	Some	None	FT	120	20	2	0
Spartanburg	Spartanburg Police	FW	All	Some	None	FT	23	1	1	1
SOUTH DAKOTA										
Minnehaha	Sioux Falls Police	NF	All	Some	None	DP	4	8	0	0
TENNESSEE										
Blount	Blount County Sheriff	NF	All	Some	None	FT	21	19	0	0
Davidson	Nashville Metropolitan Police	FW	All	Some	None	FT	825	39	8	0
Hamilton	Hamilton County Sheriff	---	---	---	---	---	2	12	2	0
Hamilton	Chattanooga Police	FW	All	All	All	FT	319	17	4	0
Knox	Knox County Sheriff	FW	All	All	Some	-	0	9	2	0
Knox	Knoxville Police	NF	All	All	None	-	264	6	0	0

Table 10a - continued

County	Name of agency	Community policing plan	Personnel receiving			Community policing unit	Number of:			
			community policing training				Community policing officers	School resource officers	Neighborhood/com- munity substations	
			Recruits	Officers	Civilians				Fixed	Mobile
TENNESSEE (cont)										
Madison	Jackson Police	FW	All	All	None	PO	140	3	7	0
Montgomery	Clarksville Police	NF	Some	Some	Some	DP	0	0	1	0
Rutherford	Murfreesboro Police	FW	All	Some	Some	FT	158	0	2	0
Shelby	Shelby County Sheriff	---	---	---	---	---	40	8	1	0
Shelby	Memphis Police	FW	All	All	None	FT	122	45	15	1
Sullivan	Sullivan County Sheriff	NF	Some	Some	Some	PO	1	4	0	0
Washington	Johnson City Police	NF	All	Some	None	FT	9	7	6	0
TEXAS										
Bell	Killeen Police	FW	None	Some	None	FT	4	2	5	0
Bell	Temple Police	-	All	Some	None	FT	10	5	4	1
Bexar	Bexar County Sheriff	NF	None	Some	None	FT	32	6	3	0
Bexar	San Antonio Police	FW	All	Some	None	FT	122	19	2	0
Brazoria	Brazoria County Sheriff	-	All	Some	None	-	2	1	0	0
Cameron	Brownsville Police	FW	All	All	None	FT	4	4	1	1
Cameron	Harlingen Police	NF	All	None	None	PO	1	7	1	0
Collin	Plano Police	FW	None	None	None	FT	17	19	1	0
Dallas	Dallas County Sheriff	-	All	None	None	DP	5	5	0	0
Dallas	Carrollton Police	NF	All	Some	None	PO	0	6	0	0
Dallas	Dallas Police	NF	All	Some	None	FT	84	29	14	8
Dallas	Garland Police	FW	All	Some	None	FT	14	25	3	0
Dallas	Grand Prairie Police	NF	All	All	Some	FT	20	12	5	0
Dallas	Irving Police	FW	All	Some	None	DP	139	19	1	1
Dallas	Mesquite Police	NF	Some	Some	None	FT	5	12	2	0
Dallas	Richardson Police	-	All	All	Some	PO	0	11	1	0
Denton	Denton County Sheriff	-	None	None	None	PO	6	2	0	0
Denton	Denton Police	NF	All	Some	Some	PO	2	5	5	0
Ector	Odessa Police	FW	All	Some	Some	FT	15	0	3	0
El Paso	El Paso County Sheriff	NF	None	Some	None	DP	0	18	4	0
El Paso	El Paso Police	NF	All	All	Some	DP	65	1	20	0
Fort Bend	Fort Bend County Sheriff	NF	All	Some	None	DP	22	7	0	0
Galveston	Galveston County Sheriff	-	-	-	-	-	62	0	4	0
Galveston	Galveston Police	FW	All	None	None	FT	7	2	2	0
Gregg	Longview Police	NF	Some	Some	None	FT	6	5	7	0
Harris	Harris County Sheriff	NF	Some	Some	None	FT	36	12	6	0
Harris	Baytown Police	NF	All	None	None	PO	10	4	1	2
Harris	Houston Police	NF	All	All	None	FT	106	0	29	0
Harris	Pasadena Police	FW	All	All	None	PO	9	0	2	0
Hidalgo	Hidalgo County Sheriff	NF	All	All	None	FT	95	9	0	0
Hidalgo	McAllen Police	FW	All	All	Some	PO	23	4	10	3
Jefferson	Beaumont Police	NF	All	None	None	FT	20	0	5	0
Jefferson	Port Arthur Police	FW	All	All	All	FT	12	1	12	0
Lubbock	Lubbock Police	-	None	None	None	-	0	0	0	0
McLennan	McLennan County Sheriff	---	---	---	---	---	5	5	3	0
McLennan	Waco Police	NF	None	None	None	-	42	0	5	0
Midland	Midland Police	NF	All	Some	Some	PO	4	0	0	1
Montgomery	Montgomery County Sheriff	FW	All	None	None	FT	7	0	4	0
Nueces	Nueces County Sheriff	NF	Some	Some	Some	DP	8	0	1	0
Nueces	Corpus Christi Police	NF	All	Some	None	DP	20	0	0	0
Potter	Amarillo Police	NF	All	Some	None	FT	8	9	4	0
Smith	Smith County Sheriff	NF	All	Some	None	PO	0	0	0	0
Smith	Tyler Police	FW	All	Some	Some	FT	3	2	2	1
Tarrant	Tarrant County Sheriff	FW	None	Some	None	FT	4	2	0	0
Tarrant	Arlington Police	FW	All	Some	None	PO	262	16	3	1
Tarrant	Fort Worth Police	FW	All	All	Some	FT	93	50	12	4
Taylor	Abilene Police	-	All	Some	None	-	3	5	0	0
Tom Green	San Angelo Police	-	None	None	None	DP	0	0	1	0
Travis	Travis County Sheriff	NF	All	Some	None	FT	19	4	14	0
Travis	Austin Police	FW	All	Some	None	FT	42	3	9	2
Victoria	Victoria County Sheriff	NF	None	None	None	FT	1	0	0	0
Webb	Webb County Sheriff	FW	All	All	None	DP	9	11	0	0
Webb	Laredo Police	NF	All	Some	None	FT	205	4	0	0
Wichita	Wichita Falls Police	NF	All	None	None	FT	4	0	1	0
Williamson	Williamson County Sheriff	-	None	None	None	PO	37	4	3	0
UTAH										
Salt Lake	Salt Lake County Sheriff	FW	All	All	None	FT	32	19	8	0
Salt Lake	Salt Lake City Police	NF	All	Some	Some	FT	14	6	8	0
Salt Lake	West Valley City Police	FW	All	Some	Some	FT	7	6	2	0
Utah	Utah County Sheriff	FW	None	Some	None	DP	11	0	6	0
Weber	Ogden Police	FW	All	Some	Some	FT	12	8	8	0

Table 10a - continued

County	Name of agency	Community policing plan	Personnel receiving			Community policing unit	Number of:				
			community policing training				Community policing officers	School resource officers	Neighborhood/com- munity substations		
			Recruits	Officers	Civilians				Fixed	Mobile	
VIRGINIA											
Albemarle	Albemarle County Police	FW	All	Some	None	FT	13	7	5	0	
Alexandria(city)	Alexandria Police	NF	All	Some	None	FT	22	5	0	0	
Arlington	Arlington County Police	FW	All	All	Some	DP	260	14	0	0	
Chesapeake(city)	Chesapeake Police	FW	All	Some	None	FT	43	13	0	0	
Chesterfield	Chesterfield County Police	FW	All	Some	Some	FT	15	21	2	0	
Danville(city)	Danville Police	FW	All	All	None	FT	32	5	2	0	
Fairfax	Fairfax County Police	FW	None	None	None	PO	990	34	22	0	
Hampton(city)	Hampton Police	FW	All	Some	Some	FT	6	7	11	0	
Hanover	Hanover County Sheriff	FW	All	All	Some	DP	104	9	0	0	
Henrico	Henrico County Police	NF	All	Some	Some	FT	28	27	0	1	
Loudoun	Loudoun County Sheriff	FW	All	Some	None	PO	0	6	2	0	
Lynchburg(city)	Lynchburg Police	FW	All	All	All	PO	2	7	0	0	
Newport News(city)	Newport News Police	FW	Some	Some	None	FT	6	5	4	1	
Norfolk(city)	Norfolk Police	FW	All	Some	None	FT	499	5	4	3	
Portsmouth(city)	Portsmouth Police	FW	All	Some	Some	FT	24	3	15	0	
Prince William	Prince William County Police	FW	All	Some	None	DP	198	17	9	0	
Richmond(city)	Richmond Police	FW	All	All	Some	-	4	11	0	0	
Roanoke(city)	Roanoke Police	FW	All	All	None	FT	16	127	4	0	
Suffolk(city)	Suffolk Police	NF	All	All	Some	FT	9	2	0	1	
Virginia Beach(city)	Virginia Beach Police	FW	All	All	None	FT	120	25	4	0	
WASHINGTON											
Clark	Clark County Sheriff	FW	All	All	Some	PO	5	4	3	1	
Clark	Vancouver Police	FW	Some	Some	Some	PO	0	4	0	0	
King	King County Sheriff	NF	All	Some	None	PO	15	5	10	0	
King	Bellevue Police	-	All	None	None	FT	25	8	3	0	
King	Federal Way Police	NF	All	Some	Some	-	8	4	3	0	
King	Kent Police	FW	All	All	None	FT	7	2	2	0	
King	Seattle Police	FW	All	All	All	FT	28	10	13	4	
Kitsap	Kitsap County Sheriff	NF	All	Some	Some	FT	1	2	0	0	
Pierce	Pierce County Sheriff	NF	All	None	None	FT	15	8	9	0	
Pierce	Tacoma Police	NF	All	All	None	FT	31	0	4	0	
Snohomish	Snohomish County Sheriff	NF	None	None	None	DP	4	4	3	0	
Snohomish	Everett Police	NF	All	All	None	DP	2	10	0	0	
Spokane	Spokane County Sheriff	FW	All	All	Some	DP	1	3	16	0	
Spokane	Spokane Police	FW	All	Some	Some	FT	9	6	10	0	
Thurston	Thurston County Sheriff	NF	All	All	None	FT	1	3	5	0	
Yakima	Yakima Police	FW	All	All	All	FT	2	3	0	0	
WEST VIRGINIA											
Cabell	Huntington Police	NF	All	Some	None	DP	8	2	0	0	
Kanawha	Charleston Police	FW	All	Some	None	FT	8	1	7	0	
WISCONSIN											
Brown	Brown County Sheriff	NF	Some	Some	None	FT	17	8	3	0	
Brown	Green Bay Police	FW	All	Some	None	FT	22	9	9	0	
Dane	Dane County Sheriff	NF	All	Some	None	DP	5	0	0	0	
Dane	Madison Police	NF	All	All	None	FT	17	8	12	0	
Kenosha	Kenosha County Sheriff	NF	All	Some	None	DP	5	0	0	0	
Kenosha	Kenosha Police	NF	All	Some	None	-	1	2	0	0	
Milwaukee	Milwaukee County Sheriff	-	None	None	None	DP	6	0	0	0	
Milwaukee	Milwaukee Police	FW	All	All	None	FT	31	13	2	0	
Milwaukee	West Allis Police	NF	All	All	Some	DP	6	4	0	0	
Outgamie	Appleton Police	FW	All	All	Some	FT	4	12	2	0	
Racine	Racine County Sheriff	FW	All	None	None	FT	4	0	0	0	
Racine	Racine Police	FW	All	None	None	FT	4	4	5	0	
Waukesha	Waukesha County Sheriff	NF	All	Some	None	DP	20	6	6	0	
Waukesha	Waukesha Police	NF	All	All	All	FT	8	0	1	0	

Note: Codes for agency community policing plan are as follows:
 "FW"=Agency has a formal, written community policing plan.
 "NF"=Agency has a community policing plan, but it is not a formal, written one.
 "-"=Agency does not have a community policing plan.

Community policing training refers to those personnel who received at least 8 hours of such training during the 12-month period ending June 30, 2000.

Codes for community policing unit are as follows:
 "FTU"=Agency has special unit with full-time personnel.
 "DP"=Agency has specially designated personnel assigned address to this task as needed, but no full-time special unit.
 "PO"=Agency has special policies or procedures that address this task, but no specially designated personnel.
 "-"=Agency has no special policies or procedures, or specially designated personnel to address this task.

---Data were not provided by an agency.

Table 11a. Community policing activities and policies in local law enforcement agencies, 2000

County	Name of agency	Activities in 12-month period ending June 30, 2000						Geographic assignments		Officer problem-solving projects	
		Citizen academy	Citizen surveys	Citizen training	Community group meetings	Problem-solving partnership	Tech-nology upgrades	Investi-gators	Patrol officers	Actively encourage	Include in evaluation
ALABAMA											
Etowah	Gadsden Police	X	-	X	X	X	-	-	X	X	-
Houston	Dothan Police	X	X	X	X	X	X	-	X	X	-
Jefferson	Jefferson County Sheriff	-	-	-	X	X	-	X	X	-	-
Jefferson	Bessemer Police	X	X	X	X	-	-	-	X	X	-
Jefferson	Birmingham Police	X	X	X	X	X	X	X	X	-	-
Jefferson	Hoover Police	X	-	-	X	-	-	-	X	-	-
Madison	Huntsville Police	X	-	X	X	-	-	X	X	X	X
Mobile	Mobile County Sheriff	X	X	X	X	X	-	-	X	-	-
Mobile	Mobile Police	-	X	-	X	-	X	X	X	X	-
Montgomery	Montgomery County Sheriff	X	-	-	X	-	-	-	X	-	-
Montgomery	Montgomery Police	X	-	-	X	-	X	-	X	-	-
Morgan	Decatur Police	X	-	X	X	-	-	-	X	X	X
Tuscaloosa	Tuscaloosa Police	-	-	-	X	-	X	X	X	X	-
ALASKA											
Anchorage	Anchorage Police	-	-	X	X	-	-	X	X	X	X
ARIZONA											
Maricopa	Maricopa County Sheriff	---	---	---	---	---	---	---	---	---	---
Maricopa	Chandler Police	X	X	X	X	-	X	X	X	X	X
Maricopa	Glendale Police	X	X	X	X	X	X	X	X	X	X
Maricopa	Mesa Police	X	-	X	X	X	X	X	X	X	X
Maricopa	Phoenix Police	X	X	X	X	X	-	X	X	X	-
Maricopa	Scottsdale Police	X	X	X	X	X	-	X	X	X	X
Maricopa	Tempe Police	X	X	X	X	X	X	X	X	X	X
Pima	Pima County Sheriff	-	-	-	X	-	X	X	X	X	-
Pima	Tucson Police	X	X	-	X	-	-	X	X	X	-
Pinal	Pinal County Sheriff	-	-	X	X	-	-	X	X	-	-
Yuma	Yuma Police	X	X	-	X	-	X	X	X	X	X
ARKANSAS											
Craighead	Jonesboro Police	X	X	X	X	-	X	X	X	X	-
Jefferson	Pine Bluff Police	X	X	X	X	X	X	-	X	-	-
Pulaski	Pulaski County Sheriff	X	X	-	X	-	-	X	X	X	X
Pulaski	Little Rock Police	X	X	-	X	X	-	X	X	-	-
Pulaski	North Little Rock Police	X	-	-	X	-	X	X	X	X	-
Sebastian	Fort Smith Police	X	-	X	X	-	X	-	X	-	-
CALIFORNIA											
Alameda	Alameda County Sheriff	X	X	X	X	X	X	-	X	X	-
Alameda	Alameda Police	X	-	X	X	X	X	-	X	X	-
Alameda	Berkeley Police	X	X	X	X	X	X	X	X	X	X
Alameda	Fremont Police	X	X	X	X	X	X	X	X	X	X
Alameda	Hayward Police	-	-	X	X	X	-	-	X	X	X
Alameda	Oakland Police	X	X	X	X	X	X	X	X	X	-
Butte	Butte County Sheriff	X	-	X	X	X	X	-	X	-	-
Contra Costa	Contra Costa County Sheriff	X	-	X	X	X	X	-	X	X	X
Contra Costa	Concord Police	X	X	X	X	X	X	X	X	X	X
Contra Costa	Richmond Police	X	X	X	X	X	X	-	X	X	X
El Dorado	El Dorado County Sheriff	X	-	X	X	X	X	X	X	X	-
Fresno	Fresno County Sheriff	-	X	-	X	X	X	X	X	X	X
Fresno	Fresno Police	X	-	X	X	-	-	X	X	-	-
Kern	Kern County Sheriff	X	X	-	X	X	-	X	X	-	-
Kern	Bakersfield Police	-	X	X	X	X	-	-	X	X	X
Los Angeles	Los Angeles County Sheriff	X	X	X	X	X	X	X	X	X	-
Los Angeles	Beverly Hills Police	-	-	-	X	-	X	-	-	-	-
Los Angeles	Burbank Police	X	X	-	-	-	-	-	-	-	-
Los Angeles	Culver City Police	-	X	-	X	-	-	-	-	-	-
Los Angeles	Downey Police	X	-	-	X	-	-	-	X	-	-
Los Angeles	El Monte Police	X	X	X	X	X	X	-	X	X	X
Los Angeles	Glendale Police	X	X	X	X	-	X	X	X	X	X
Los Angeles	Inglewood Police	X	X	X	X	-	-	-	-	-	-
Los Angeles	Long Beach Police	X	X	-	X	-	-	X	X	-	-
Los Angeles	Los Angeles Police	X	X	X	X	X	X	X	X	X	X
Los Angeles	Pasadena Police	X	X	X	X	X	X	X	X	X	X
Los Angeles	Pomona Police	-	-	-	X	X	X	-	X	X	-
Los Angeles	Redondo Beach Police	X	X	X	X	-	X	-	X	X	X
Los Angeles	Santa Monica Police	X	-	X	X	X	-	X	X	-	-
Los Angeles	Torrance Police	X	-	-	X	-	-	-	-	X	-
Los Angeles	West Covina Police	X	X	X	X	X	X	-	X	X	X
Los Angeles	Whittier Police	X	-	X	X	-	X	-	X	X	X

Table 11a - continued

County	Name of agency	Activities in 12-month period ending June 30, 2000						Geographic assignments		Officer problem-solving projects	
		Citizen academy	Citizen surveys	Citizen training	Community group meetings	Problem-solving partnership	Tech-nology upgrades	Investi-gators	Patrol officers	Actively encourage	Include in evaluation
CALIFORNIA (cont)											
Marin	Marin County Sheriff	X	X	X	X	X	X	-	X	-	-
Monterey	Monterey County Sheriff	X	-	-	X	-	-	-	X	-	X
Monterey	Salinas Police	X	X	X	X	X	X	-	X	-	-
Orange	Orange County Sheriff-Coroner	-	X	-	X	X	-	X	X	X	-
Orange	Anaheim Police	X	-	X	X	X	X	X	X	X	X
Orange	Brea Police	X	-	X	X	X	X	X	X	X	X
Orange	Costa Mesa Police	---	---	---	---	---	---	---	---	---	---
Orange	Fullerton Police	-	X	-	X	X	-	X	X	X	X
Orange	Garden Grove Police	-	X	X	X	X	X	X	X	X	X
Orange	Huntington Beach Police	X	-	X	X	-	-	-	X	X	X
Orange	Irvine Police	X	X	X	X	X	X	X	X	X	X
Orange	Newport Beach Police	X	-	X	X	-	X	X	X	X	-
Orange	Orange Police	X	-	X	X	X	-	X	X	X	-
Orange	Santa Ana Police	X	-	X	X	X	X	X	X	X	X
Orange	Westminster Police	X	X	-	X	-	X	-	X	X	X
Placer	Placer County Sheriff	X	-	X	X	-	X	X	X	X	-
Riverside	Riverside County Sheriff	X	-	-	X	-	-	X	X	-	-
Riverside	Corona Police	-	X	-	X	X	X	-	X	X	X
Riverside	Riverside Police	X	-	X	X	X	X	-	X	X	X
Sacramento	Sacramento County Sheriff	X	-	X	X	X	X	X	X	X	X
Sacramento	Sacramento Police	X	-	X	X	-	X	-	X	X	-
San Bernardino	San Bernardino County Sheriff	X	X	X	X	X	X	X	X	X	X
San Bernardino	Fontana Police	X	X	X	X	-	X	-	X	X	X
San Bernardino	Ontario Police	X	-	X	X	-	X	-	X	X	X
San Bernardino	Rialto Police	-	X	-	X	X	X	-	X	X	X
San Bernardino	San Bernardino Police	X	X	X	X	X	X	X	X	X	X
San Diego	San Diego County Sheriff	-	X	X	X	X	X	X	X	X	X
San Diego	Chula Vista Police	X	X	X	X	X	X	X	X	X	X
San Diego	El Cajon Police	-	-	X	X	X	-	-	X	X	-
San Diego	Escondido Police	X	-	X	X	-	-	-	X	X	X
San Diego	Oceanside Police	X	X	X	X	X	X	X	X	X	X
San Diego	San Diego Police	X	-	X	X	-	X	X	X	X	X
San Francisco	San Francisco Police	X	-	X	X	-	-	X	X	X	-
San Joaquin	San Joaquin County Sheriff	X	-	X	X	-	-	X	X	X	X
San Joaquin	Stockton Police	X	-	X	X	X	X	X	X	X	X
San Luis Obispo	San Luis Obispo County Sheriff	X	-	X	X	X	X	X	X	X	-
San Mateo	San Mateo County Sheriff	X	X	X	X	X	-	X	X	-	-
San Mateo	Daly City Police	X	-	-	X	-	X	X	X	X	-
San Mateo	San Mateo Police	X	X	-	X	-	-	-	X	X	-
Santa Barbara	Santa Barbara County Sheriff	X	-	X	X	X	X	X	X	X	-
Santa Barbara	Santa Barbara Police	X	-	-	X	X	X	-	X	X	X
Santa Clara	Santa Clara County Sheriff	X	X	X	X	X	X	X	X	X	X
Santa Clara	San Jose Police	X	-	X	X	X	-	-	X	-	-
Santa Clara	Santa Clara Police	-	X	-	X	-	-	-	-	-	-
Santa Clara	Sunnyvale Police	X	X	-	X	X	X	-	X	X	-
Santa Cruz	Santa Cruz County Sheriff	X	-	X	X	X	X	-	X	X	-
Shasta	Shasta County Sheriff	X	-	X	X	-	-	X	X	X	-
Solano	Fairfield Police	-	X	X	X	X	-	-	-	-	-
Solano	Vallejo Police	X	-	X	X	-	X	-	X	X	-
Sonoma	Sonoma County Sheriff-Coroner	X	-	-	X	X	-	X	X	X	X
Sonoma	Santa Rosa Police	X	-	X	X	X	X	-	X	X	X
Stanislaus	Stanislaus County Sheriff	X	X	X	X	X	X	X	X	X	X
Stanislaus	Modesto Police	-	-	-	X	X	X	X	X	X	X
Tulare	Tulare County Sheriff	X	-	X	X	X	X	X	X	-	-
Tulare	Visalia Police	X	X	-	X	-	-	-	X	X	-
Ventura	Ventura County Sheriff	X	-	X	X	X	X	X	X	X	-
Ventura	Oxnard Police	X	-	X	X	X	X	X	X	X	X
Ventura	Simi Valley Police	-	-	-	X	-	-	-	-	-	-
Ventura	Ventura Police	X	-	X	X	-	X	X	X	X	X
COLORADO											
Adams	Adams County Sheriff	X	X	-	X	-	-	X	X	X	-
Adams	Thornton Police	X	X	-	X	X	-	-	X	X	X
Adams	Westminster Police	X	X	X	X	X	X	-	X	X	X
Arapahoe	Arapahoe County Sheriff	-	X	X	X	-	-	X	X	X	X
Arapahoe	Aurora Police	X	X	-	X	-	-	-	X	X	X
Boulder	Boulder County Sheriff	-	X	-	X	-	-	-	X	-	-
Boulder	Boulder Police	X	X	X	X	X	-	-	X	X	X
Denver	Denver Police	X	X	X	X	-	X	X	X	X	X
Douglas	Douglas County Sheriff	-	-	-	X	-	X	-	-	X	-
El Paso	El Paso County Sheriff	-	X	X	X	-	-	-	X	X	-
El Paso	Colorado Springs Police	-	X	X	X	-	X	X	X	X	X

Table 11a - continued

County	Name of agency	Activities in 12-month period ending June 30, 2000						Geographic assignments		Officer problem-solving projects	
		Citizen academy	Citizen surveys	Citizen training	Community group meetings	Problem-solving partnership	Tech-nology upgrades	Investi-gators	Patrol officers	Actively encourage	Include in evaluation
COLORADO (cont)											
Jefferson	Jefferson County Sheriff	X	-	X	X	-	-	X	X	X	-
Jefferson	Arvada Police	X	X	-	X	X	X	-	X	X	X
Jefferson	Lakewood Police	X	X	-	X	-	-	X	-	X	X
Larimer	Larimer County Sheriff	X	-	-	X	-	-	-	X	-	X
Larimer	Fort Collins Police	X	X	X	X	-	X	-	-	X	-
Pueblo	Pueblo Police	-	-	X	X	X	-	-	X	-	-
Weld	Weld County Sheriff	X	X	-	X	-	-	X	X	X	-
Weld	Greeley Police	X	X	-	X	-	X	-	X	X	X
CONNECTICUT											
Fairfield	Bridgeport Police	X	-	X	X	-	X	-	X	X	-
Fairfield	Danbury Police	X	X	-	X	-	-	-	-	-	-
Fairfield	Fairfield Police	X	-	-	X	-	X	-	X	-	-
Fairfield	Greenwich Police	-	-	-	X	X	X	X	-	-	-
Fairfield	Norwalk Police	-	-	-	X	-	-	-	X	-	-
Fairfield	Stamford Police	X	-	-	X	-	X	-	X	X	-
Fairfield	Stratford Police	-	X	-	X	-	-	-	-	X	-
Hartford	Bristol Police	-	-	-	X	X	X	X	X	-	-
Hartford	East Hartford Police	-	-	-	X	X	X	-	X	-	-
Hartford	Hartford Police	X	X	X	X	X	X	X	X	X	-
Hartford	Manchester Police	X	X	X	X	X	X	-	X	X	-
Hartford	New Britain Police	X	-	X	X	X	X	X	X	X	X
Hartford	West Hartford Police	-	X	-	X	-	-	-	-	-	-
Middlesex	Middletown Police	-	X	-	X	X	-	-	X	X	X
New Haven	Hamden Police	-	-	-	X	-	-	-	X	-	-
New Haven	Meriden Police	X	-	-	X	-	X	-	X	X	-
New Haven	Milford Police	-	-	X	X	X	X	-	X	-	-
New Haven	New Haven Police	-	X	-	X	X	X	-	X	X	-
New Haven	Waterbury Police	-	-	-	X	X	X	-	-	-	-
New Haven	West Haven Police	-	-	-	X	-	-	-	X	-	-
DELAWARE											
New Castle	New Castle County Police	-	X	-	X	-	-	-	-	-	-
New Castle	Wilmington Police	X	X	X	X	-	X	X	X	X	-
DISTRICT OF COLUMBIA											
Washington, DC	Washington Metropolitan Police	X	X	X	X	X	X	X	X	X	X
FLORIDA											
Alachua	Alachua County Sheriff	-	X	-	X	X	-	X	-	-	-
Alachua	Gainesville Police	X	X	-	X	-	-	-	-	X	-
Bay	Bay County Sheriff	X	X	X	X	X	X	-	X	-	-
Brevard	Brevard County Sheriff	-	X	X	X	X	-	X	X	-	X
Brevard	Melbourne Police	X	X	X	X	X	X	X	X	X	X
Brevard	Palm Bay Police	X	-	X	X	X	X	X	X	X	X
Broward	Broward County Sheriff	X	X	X	X	X	X	X	X	X	X
Broward	Coral Springs Police	X	X	-	X	-	X	X	X	X	-
Broward	Davie Police	X	-	X	X	-	X	X	X	-	-
Broward	Fort Lauderdale Police	X	X	X	X	-	X	-	X	X	-
Broward	Hollywood Police	X	X	X	X	X	X	X	X	X	-
Broward	Margate Police	-	X	-	X	X	X	X	X	X	X
Broward	Miramar Police	X	X	X	X	X	X	X	X	X	X
Broward	Pembroke Pines Police	X	-	X	X	-	X	-	X	-	-
Broward	Plantation Police	X	-	-	X	-	X	X	X	-	-
Broward	Sunrise Police	X	-	-	X	-	X	X	X	X	-
Charlotte	Charlotte County Sheriff	X	X	X	X	X	X	X	X	X	-
Citrus	Citrus County Sheriff	X	X	-	X	X	X	X	X	X	X
Clay	Clay County Sheriff	X	-	-	X	-	X	-	-	-	-
Collier	Collier County Sheriff	X	X	X	X	-	X	X	X	-	-
Duval	Jacksonville Sheriff	X	X	X	X	X	X	X	X	X	X
Escambia	Escambia County Sheriff	X	-	X	X	X	X	X	X	X	X
Escambia	Pensacola Police	X	-	-	X	-	-	X	X	-	-
Hernando	Hernando County Sheriff	X	X	X	X	X	X	X	X	X	X
Highlands	Highlands County Sheriff	-	X	X	X	-	X	X	X	X	-
Hillsborough	Hillsborough County Sheriff	X	-	X	X	-	X	X	X	X	-
Hillsborough	Tampa Police	-	X	-	X	X	X	-	X	X	-
Indian River	Indian River County Sheriff	X	X	-	X	-	-	-	X	X	-
Lake	Lake County Sheriff	X	X	X	X	X	X	X	X	X	X
Lee	Lee County Sheriff	X	X	X	X	X	X	X	X	X	X
Lee	Cape Coral Police	X	X	X	X	X	X	X	X	X	X
Lee	Fort Myers Police	X	X	X	X	X	X	-	X	X	-

Table 11a - continued

County	Name of agency	Activities in 12-month period ending June 30, 2000						Geographic assignments		Officer problem-solving projects	
		Citizen academy	Citizen surveys	Citizen training	Community group meetings	Problem-solving partnership	Tech-nology upgrades	Investi-gators	Patrol officers	Actively encourage	Include in evaluation
FLORIDA (cont)											
Leon	Leon County Sheriff	X	X	X	X	X	X	X	X	-	X
Leon	Tallahassee Police	X	X	X	X	X	X	X	X	X	X
Manatee	Manatee County Sheriff	X	X	X	X	-	X	X	X	X	-
Marion	Marion County Sheriff	X	-	X	X	-	X	X	X	-	X
Marion	Ocala Police	X	-	X	X	-	X	X	X	X	X
Martin	Martin County Sheriff	X	X	-	X	X	X	-	X	-	-
Miami-Dade	Miami-Dade Police	X	X	-	X	-	-	X	-	X	X
Miami-Dade	Coral Gables Police	-	-	X	X	-	X	X	X	-	-
Miami-Dade	Hialeah Police	-	-	-	X	-	X	X	-	-	X
Miami-Dade	Miami Police	X	X	X	X	X	X	X	X	X	X
Miami-Dade	Miami Beach Police	X	X	X	X	X	X	X	X	X	X
Miami-Dade	North Miami Police	X	X	X	X	X	X	X	X	-	-
Miami-Dade	North Miami Beach Police	X	X	-	X	-	X	-	X	X	-
Monroe	Monroe County Sheriff	-	X	-	X	X	X	X	X	X	X
Okaloosa	Okaloosa County Sheriff	X	-	X	X	X	X	-	X	-	-
Orange	Orange County Sheriff	X	X	X	X	-	X	X	X	-	X
Orange	Orlando Police	X	X	X	X	-	-	X	X	-	-
Osceola	Osceola County Sheriff	X	X	X	X	X	X	X	X	-	X
Palm Beach	Palm Beach County Sheriff	X	X	X	X	-	X	X	X	X	X
Palm Beach	Boca Raton Police	X	X	X	X	-	X	X	X	X	X
Palm Beach	Boynton Beach Police	X	-	-	X	-	X	-	X	-	-
Palm Beach	Delray Beach Police	X	-	X	X	X	X	X	X	X	X
Palm Beach	Riviera Beach Police	X	-	X	X	X	X	-	X	-	-
Palm Beach	West Palm Beach Police	X	X	X	X	X	X	X	X	X	X
Pasco	Pasco County Sheriff	X	-	-	X	X	-	-	-	X	-
Pinellas	Pinellas County Sheriff	X	X	X	X	X	X	X	X	X	X
Pinellas	Clearwater Police	-	X	-	X	X	X	X	-	-	-
Pinellas	Largo Police	X	X	X	X	-	X	-	X	X	-
Pinellas	St. Petersburg Police	X	X	X	X	-	X	X	X	X	-
Polk	Polk County Sheriff	-	X	-	X	-	X	X	X	-	-
Polk	Lakeland Police	X	X	X	X	X	X	X	X	X	X
Putnam	Putnam County Sheriff	-	X	-	X	-	-	X	X	-	-
St. Johns	St. Johns County Sheriff	-	X	-	X	X	-	-	X	-	-
St. Lucie	St. Lucie County Sheriff	-	X	X	X	X	-	X	X	-	-
St. Lucie	Fort Pierce Police	X	X	-	X	X	X	-	X	-	X
St. Lucie	Port St. Lucie Police	X	-	X	X	-	X	X	X	X	X
Santa Rosa	Santa Rosa County Sheriff	X	X	-	X	-	X	X	X	X	X
Sarasota	Sarasota County Sheriff	X	X	X	X	X	X	X	X	X	X
Sarasota	Sarasota Police	-	-	-	X	X	-	X	X	X	-
Seminole	Seminole County Sheriff	X	X	X	X	X	X	X	X	X	X
Seminole	Altamonte Springs Police	X	X	-	X	-	X	X	X	X	X
Volusia	Volusia County Sheriff	X	X	-	X	X	X	X	X	-	-
Volusia	Daytona Beach Police	-	X	X	X	-	X	X	X	-	-
GEORGIA											
Bartow	Bartow County Sheriff	X	-	-	X	X	X	-	X	-	-
Bibb	Bibb County Sheriff	-	-	-	X	-	-	-	-	-	-
Bibb	Macon Police	X	X	X	X	X	-	X	X	-	-
Chatham	Chatham County Police	-	-	-	X	-	-	X	X	-	-
Chatham	Savannah Police	X	X	X	X	-	-	-	X	X	X
Cherokee	Cherokee County Sheriff	-	X	-	X	-	-	-	X	-	-
Clarke	Athens-Clarke County Police	X	X	X	X	X	X	-	X	X	X
Clayton	Clayton County Police	---	---	---	---	---	---	---	---	---	---
Cobb	Cobb County Police	-	-	-	X	-	-	X	X	-	-
Cobb	Marietta Police	X	-	X	X	-	X	-	X	X	-
Columbia	Columbia County Sheriff	X	X	X	X	-	-	-	X	X	X
De Kalb	De Kalb County Police	-	X	-	X	-	-	-	-	-	-
Dougherty	Albany Police	X	-	X	X	X	X	-	-	X	-
Douglas	Douglas County Sheriff	X	X	X	X	-	X	-	X	-	-
Forsyth	Forsyth County Sheriff	X	X	-	X	-	X	-	-	-	X
Fulton	Fulton County Police	-	X	X	X	X	X	X	X	-	-
Fulton	Atlanta Police	X	-	X	X	X	X	X	X	X	-
Fulton	East Point Police	X	X	X	X	X	X	-	X	-	-
Fulton	Roswell Police	X	X	-	X	X	X	-	X	X	-
Glynn	Glynn County Police	-	-	-	X	-	-	X	X	X	-
Gwinnett	Gwinnett County Police	X	X	X	X	-	-	X	X	-	X
Hall	Hall County Sheriff	-	-	-	X	-	-	-	-	-	-
Muscogee	Muscogee County Sheriff	X	-	-	X	X	-	-	-	-	-
Muscogee	Columbus Police	X	X	-	X	-	-	X	X	-	-
Richmond	Augusta-Richmond Co Sheriff	-	X	-	X	X	X	X	X	-	-

Table 11a - continued

County	Name of agency	Activities in 12-month period ending June 30, 2000					Geographic assignments		Officer problem-solving projects		
		Citizen academy	Citizen surveys	Citizen training	Community group meetings	Problem-solving partnership	Tech-nology upgrades	Investi-gators	Patrol officers	Actively encourage	Include in evaluation
HAWAII											
Hawaii	Hawaii County Police	-	-	X	X	X	X	X	X	-	X
Honolulu	Honolulu Police	X	-	X	X	-	X	X	X	X	-
Kauai	Kauai County Police	-	X	-	X	-	-	X	X	-	-
Maui	Maui County Police	-	X	X	X	X	X	X	X	-	X
IDAHO											
Ada	Boise Police	-	-	X	X	X	X	X	X	X	X
Canyon	Canyon County Sheriff	X	-	X	X	X	-	-	-	-	-
ILLINOIS											
Champaign	Champaign Police	X	X	-	X	-	-	-	X	X	X
Cook	Cook County Sheriff	---	---	---	---	---	---	---	---	---	---
Cook	Arlington Heights Police	-	-	-	X	-	X	-	X	X	X
Cook	Chicago Police	-	-	X	X	-	X	X	X	-	-
Cook	Cicero Police	-	-	X	X	-	-	-	X	-	-
Cook	Evanston Police	-	X	-	X	X	-	-	X	X	-
Cook	Oak Lawn Police	-	-	-	X	-	X	-	X	X	-
Cook	Oak Park Police	X	X	X	X	X	X	-	X	X	-
Cook	Schaumburg Police	X	X	X	X	X	X	-	X	X	X
Cook	Skokie Police	X	X	X	X	-	X	-	X	X	-
Du Page	Du Page County Sheriff	X	X	X	X	X	X	X	X	X	X
Du Page	Naperville Police	X	X	X	X	X	X	-	X	X	X
Kane	Aurora Police	X	X	X	X	X	X	-	X	X	-
Kane	Elgin Police	X	X	X	X	X	X	-	X	X	X
Lake	Lake County Sheriff	-	X	X	X	-	X	X	X	X	X
Lake	Waukegan Police	X	X	X	X	X	X	-	X	X	-
Macon	Decatur Police	X	-	X	X	X	X	-	X	X	X
Peoria	Peoria Police	X	-	X	X	-	X	-	X	X	-
Sangamon	Springfield Police	X	X	X	X	X	X	X	X	X	X
Will	Will County Sheriff	X	-	X	X	-	X	X	X	X	X
Will	Joliet Police	X	X	X	X	X	X	X	X	X	X
Winnebago	Winnebago County Sheriff	X	-	-	X	-	-	-	X	-	-
Winnebago	Rockford Police	X	-	-	X	-	-	-	-	-	-
INDIANA											
Allen	Allen County Sheriff	-	-	-	X	X	X	-	X	-	-
Allen	Fort Wayne Police	X	X	X	X	X	X	X	X	X	X
Delaware	Muncie Police	X	-	-	X	-	-	-	-	-	-
Elkhart	Elkhart Police	X	X	-	X	-	X	-	X	-	-
Howard	Kokomo Police	-	X	X	X	X	X	-	X	X	-
Lake	Lake County Sheriff	-	-	X	X	X	-	X	X	-	-
Lake	East Chicago Police	-	X	X	X	X	-	-	X	X	-
Lake	Gary Police	-	X	X	X	-	-	X	X	X	-
Lake	Hammond Police	-	-	-	X	-	-	-	X	-	-
Madison	Anderson Police	X	X	-	X	X	X	-	X	-	-
Marion	Marion County Sheriff	X	-	X	X	-	-	-	X	-	X
Marion	Indianapolis Police	X	X	X	X	X	X	X	X	X	X
St. Joseph	St. Joseph County Sheriff	-	-	-	X	-	-	-	-	-	-
St. Joseph	South Bend Police	X	-	-	X	-	-	-	X	X	-
Vanderburgh	Vanderburgh County Sheriff	-	-	-	X	-	-	-	X	-	-
Vanderburgh	Evansville Police	X	X	X	X	X	X	X	X	X	X
Vigo	Terre Haute Police	-	-	-	X	X	X	X	X	-	-
IOWA											
Black Hawk	Waterloo Police	X	-	-	X	X	-	-	X	X	X
Linn	Cedar Rapids Police	X	-	X	X	-	X	-	X	X	-
Polk	Polk County Sheriff	-	X	-	X	-	-	-	X	X	-
Polk	Des Moines Police	X	-	-	X	-	X	-	X	-	-
Pottawattamie	Council Bluffs Police	X	X	X	X	-	-	-	X	X	-
Scott	Davenport Police	X	-	X	X	-	-	-	X	-	-
Woodbury	Sioux City Police	X	-	X	-	X	X	X	X	X	X
KANSAS											
Douglas	Lawrence Police	X	-	X	X	-	-	-	X	-	-
Johnson	Johnson County Sheriff	-	X	X	X	-	-	-	X	X	-
Johnson	Olathe Police	X	X	-	X	-	-	-	-	-	-
Johnson	Overland Park Police	X	-	-	X	-	X	-	X	X	-
Sedgwick	Sedgwick County Sheriff	X	X	X	X	-	-	-	X	X	-
Sedgwick	Wichita Police	X	X	-	X	-	-	-	X	X	-
Shawnee	Topeka Police	X	X	-	X	-	-	-	X	-	-
Wyandotte	Kansas City Police	X	X	X	X	-	X	-	X	X	-

Table 11a - continued

County	Name of agency	Activities in 12-month period ending June 30, 2000						Geographic assignments		Officer problem-solving projects	
		Citizen academy	Citizen surveys	Citizen training	Community group meetings	Problem-solving partnership	Tech-nology upgrades	Investi-gators	Patrol officers	Actively encourage	Include in evaluation
KENTUCKY											
Fayette	Lexington-Fayette County Police	X	X	X	X	-	X	-	X	X	-
Jefferson	Jefferson County Police	X	X	X	X	-	X	X	X	X	-
Jefferson	Louisville Police	X	X	X	X	X	X	X	X	X	-
Kenton	Covington Police	X	X	X	X	-	X	-	X	X	X
LOUISIANA											
Ascension	Ascension Parish Sheriff	-	X	-	X	-	-	-	-	-	-
Bossier	Bossier Parish Sheriff	-	-	-	X	-	X	X	X	-	X
Bossier	Bossier Police	-	X	X	X	-	-	X	X	-	X
Caddo	Caddo Parish Sheriff	X	-	X	X	X	X	X	X	-	-
Caddo	Shreveport Police	X	X	-	X	X	X	X	X	X	-
Calcasieu	Calcasieu Parish Sheriff	-	-	-	X	-	-	-	-	-	-
Calcasieu	Lake Charles Police	X	X	X	X	X	-	-	-	-	-
E. Baton Rouge	E. Baton Rouge Parish Sheriff	-	X	-	X	X	X	X	X	X	-
E. Baton Rouge	Baton Rouge Police	-	-	-	X	-	-	X	X	-	-
Jefferson	Jefferson Parish Sheriff	-	-	-	X	X	X	-	-	X	-
Jefferson	Kenner Police	X	-	X	X	X	X	-	X	-	-
Lafayette	Lafayette Parish Sheriff	X	-	-	X	-	-	X	X	-	-
Lafayette	Lafayette Police	X	-	X	X	-	X	-	X	-	-
Lafourche	Lafourche Parish Sheriff	X	X	-	X	-	X	X	X	-	X
Livingston	Livingston Parish Sheriff	-	X	-	X	X	X	X	X	-	-
Morehouse	Morehouse Parish Sheriff	-	-	-	X	-	-	-	-	-	-
Orleans	Orleans Parish Sheriff	-	-	-	X	-	X	-	X	-	-
Orleans	New Orleans Police	-	X	-	X	-	X	-	X	X	-
Ouachita	Ouachita Parish Sheriff	-	X	-	X	-	-	-	-	-	-
Ouachita	Monroe Police	-	X	-	X	-	X	-	-	-	-
Plaquemines	Plaquemines Parish Sheriff	-	-	X	X	X	-	-	X	-	-
Rapides	Rapides Parish Sheriff	-	X	X	X	X	-	-	X	X	-
Rapides	Alexandria Police	X	-	X	X	-	X	-	X	X	-
St. Charles	St. Charles Parish Sheriff	-	-	X	X	X	-	-	X	-	-
St. John the Baptist	St. John the Baptist Sheriff	-	-	-	X	-	X	-	X	-	X
St. Landry	St. Landry Parish Sheriff	-	X	-	X	X	X	X	X	X	X
St. Martin	St. Martin Parish Sheriff	X	X	X	X	X	X	X	X	X	X
St. Tammany	St. Tammany Parish Sheriff	X	-	-	X	X	X	X	X	-	-
Terrebonne	Terrebonne Parish Sheriff	-	-	X	X	-	-	X	X	-	-
MAINE											
Cumberland	Portland Police	X	X	X	X	X	X	-	X	X	X
MARYLAND											
Anne Arundel	Anne Arundel County Police	-	X	-	X	X	-	X	X	-	X
Anne Arundel	Annapolis Police	-	-	X	X	X	-	-	X	-	-
Baltimore	Baltimore County Police	X	X	X	X	X	-	-	-	-	-
Baltimore(city)	Baltimore Police	-	X	-	X	X	X	X	X	-	-
Charles	Charles County Sheriff	-	-	X	X	X	-	-	X	-	-
Harford	Harford County Sheriff	X	-	X	X	-	X	X	X	X	-
Howard	Howard County Police	X	X	X	X	X	X	X	X	X	X
Montgomery	Montgomery County Police	X	X	X	X	-	X	X	X	X	X
Prince George's	Prince George's County Police	X	-	X	X	X	X	X	X	X	X
MASSACHUSETTS											
Bristol	Fall River Police	-	X	-	X	-	-	X	X	-	-
Bristol	New Bedford Police	X	-	-	X	-	-	X	-	-	X
Bristol	Taunton Police	X	-	-	-	-	X	-	-	-	-
Essex	Lawrence Police	X	X	X	X	-	X	-	X	X	-
Essex	Lynn Police	-	-	-	X	X	X	-	X	X	-
Hampden	Chicopee Police	-	X	-	X	-	X	-	X	-	-
Hampden	Holyoke Police	X	X	-	X	X	X	-	X	-	-
Hampden	Springfield Police	X	-	X	X	X	X	X	X	X	-
Middlesex	Cambridge Police	X	-	X	X	X	X	X	X	X	-
Middlesex	Framingham Police	X	X	-	X	X	X	-	X	X	-
Middlesex	Lowell Police	X	X	X	X	-	X	X	X	X	-
Middlesex	Malden Police	-	-	-	X	X	X	-	X	X	-
Middlesex	Medford Police	---	---	---	---	---	---	---	---	---	---
Middlesex	Newton Police	X	X	-	X	X	X	-	X	X	-
Middlesex	Somerville Police	-	-	-	X	-	X	-	X	X	-
Middlesex	Waltham Police	X	-	-	X	-	X	X	X	X	-
Norfolk	Brookline Police	X	-	-	X	-	X	-	X	X	X
Norfolk	Quincy Police	X	-	-	X	-	X	-	X	-	-
Plymouth	Brockton Police	X	-	X	X	X	X	-	X	-	-
Suffolk	Boston Police	X	X	X	X	X	X	X	X	X	-
Suffolk	Revere Police	---	---	---	---	---	---	---	---	---	---
Worcester	Worcester Police	X	-	-	X	X	X	-	X	-	-

Table 11a - continued

County	Name of agency	Activities in 12-month period ending June 30, 2000						Geographic assignments		Officer problem-solving projects	
		Citizen academy	Citizen surveys	Citizen training	Community group meetings	Problem-solving partnership	Tech-nology upgrades	Investi-gators	Patrol officers	Actively encourage	Include in evaluation
MICHIGAN											
Calhoun	Battle Creek Police	X	X	X	X	X	X	-	X	X	X
Genesee	Genesee County Sheriff	-	-	X	X	-	-	-	X	-	-
Genesee	Flint Police	X	X	X	X	-	X	X	X	X	-
Ingham	Lansing Police	X	X	X	X	-	X	X	X	X	X
Kalamazoo	Kalamazoo County Sheriff	X	X	X	X	-	X	-	X	X	-
Kalamazoo	Kalamazoo Police	X	-	-	X	-	X	-	-	X	-
Kent	Kent County Sheriff	-	X	-	X	-	-	-	-	-	-
Kent	Grand Rapids Police	X	X	X	X	X	X	X	X	X	X
Kent	Wyoming Police	X	-	X	X	X	X	X	X	X	X
Macomb	Macomb County Sheriff	-	-	X	X	-	X	X	X	-	-
Macomb	Sterling Heights Police	X	-	-	X	X	-	-	X	-	-
Macomb	Warren Police	-	X	-	X	-	X	-	X	-	-
Oakland	Oakland County Sheriff	-	X	-	X	-	X	X	X	X	-
Oakland	Farmington Hills Police	X	X	-	X	-	X	-	X	-	-
Oakland	Pontiac Police	X	-	-	X	-	X	X	X	X	-
Oakland	Royal Oak Police	-	-	-	X	-	-	-	X	-	-
Oakland	Southfield Police	-	-	-	X	-	-	-	X	X	-
Oakland	Troy Police	X	-	-	X	-	X	-	X	X	X
Saginaw	Saginaw Police	X	-	X	X	-	X	X	X	X	-
Washtenaw	Washtenaw County Sheriff	-	X	-	X	-	-	-	-	-	-
Washtenaw	Ann Arbor Police	X	X	-	X	X	-	X	X	X	-
Wayne	Wayne County Sheriff	-	X	-	X	-	-	-	X	-	X
Wayne	Dearborn Police	X	-	-	X	X	X	-	X	X	X
Wayne	Detroit Police	X	-	X	X	X	-	-	X	-	-
Wayne	Livonia Police	X	-	X	X	-	-	X	X	-	-
Wayne	Taylor Police	-	-	X	X	X	X	X	X	-	-
Wayne	Westland Police	-	-	-	X	-	-	X	X	-	-
MINNESOTA											
Hennepin	Hennepin County Sheriff	X	-	-	X	-	-	-	-	-	-
Hennepin	Bloomington Police	X	X	X	X	X	X	X	X	X	-
Hennepin	Minneapolis Police	X	-	X	X	X	X	-	X	X	-
Olmsted	Rochester Police	X	-	X	X	-	X	-	X	-	X
Ramsey	Ramsey County Sheriff	-	X	-	X	-	-	-	-	-	-
Ramsey	St. Paul Police	-	-	-	X	X	-	X	X	X	-
St. Louis	Duluth Police	X	X	X	X	X	X	X	X	X	X
MISSISSIPPI											
Forrest	Hattiesburg Police	X	X	-	X	X	X	-	X	X	-
Harrison	Harrison County Sheriff	X	X	X	X	X	X	-	X	-	-
Harrison	Biloxi Police	-	X	-	X	-	-	-	X	X	-
Harrison	Gulfport Police	-	X	-	X	-	X	-	X	X	-
Hinds	Jackson Police	X	-	-	X	X	-	X	X	-	-
Lauderdale	Meridian Police	-	X	-	X	X	X	-	X	-	-
Lee	Tupelo Police	X	X	X	X	X	X	X	X	X	-
Warren	Vicksburg Police	-	X	-	X	-	X	-	X	X	X
Washington	Greenville Police	-	-	X	X	-	-	-	X	X	-
MISSOURI											
Boone	Columbia Police	X	-	X	X	X	-	-	X	X	X
Buchanan	St. Joseph Police	-	X	X	X	X	-	X	X	-	-
Greene	Springfield Police	X	X	X	X	X	X	X	X	X	X
Jackson	Independence Police	X	X	X	X	X	X	X	X	-	-
Jackson	Kansas City Police	X	X	X	X	X	X	X	X	X	-
Jefferson	Jefferson County Sheriff	X	X	-	X	-	-	-	X	-	-
St. Charles	St. Charles County Sheriff	-	X	-	X	-	-	X	X	-	X
St. Charles	St. Charles Police	---	---	---	---	---	---	---	---	---	---
St. Louis	St. Louis County Police	X	X	X	X	X	X	-	X	X	X
St. Louis(city)	St. Louis Police	X	-	X	X	X	X	X	X	-	X
MONTANA											
Yellowstone	Billings Police	-	-	X	X	X	X	-	X	X	X
NEBRASKA											
Douglas	Douglas County Sheriff	-	-	-	-	-	X	X	X	-	-
Douglas	Omaha Police	X	X	-	X	-	X	X	X	-	-
Lancaster	Lincoln Police	X	X	-	X	-	X	X	X	X	-
Sarpy	Sarpy County Sheriff	-	X	-	X	-	X	-	X	-	-

Table 11a - continued

County	Name of agency	Activities in 12-month period ending June 30, 2000						Geographic assignments		Officer problem-solving projects	
		Citizen academy	Citizen surveys	Citizen training	Community group meetings	Problem-solving partnership	Tech-nology upgrades	Investi-gators	Patrol officers	Actively encourage	Include in evaluation
NEVADA											
Clark	Las Vegas Metropolitan Police	X	X	-	X	-	X	X	X	X	-
Clark	Henderson Police	X	X	X	X	X	X	-	X	X	-
Clark	North Las Vegas Police	X	X	-	X	-	-	X	-	-	-
Washoe	Washoe County Sheriff	X	X	X	X	X	X	-	X	X	-
Washoe	Reno Police	X	X	X	X	-	X	-	X	X	X
NEW HAMPSHIRE											
Hillsborough	Manchester Police	X	X	X	X	X	-	-	X	X	-
Hillsborough	Nashua Police	-	X	-	X	-	-	-	X	-	-
NEW JERSEY											
Atlantic	Atlantic City Police	X	X	X	X	X	X	-	X	-	X
Bergen	Hackensack Police	X	X	X	X	-	X	-	X	-	-
Camden	Camden Police	-	X	-	X	X	-	X	X	X	-
Camden	Cherry Hill Police	X	X	-	X	-	X	X	X	-	-
Cape May	Cape May County Sheriff	X	X	-	X	-	-	-	-	X	-
Cumberland	Vineland Police	-	-	-	X	X	X	-	X	X	-
Essex	Belleville Police	-	X	X	X	X	X	-	X	X	-
Essex	Bloomfield Police	-	-	-	X	-	X	-	X	-	-
Essex	East Orange Police	-	X	-	X	-	X	-	X	X	X
Essex	Irvington Police	-	-	-	X	-	-	X	X	-	-
Essex	Montclair Police	-	-	X	X	X	X	-	X	-	-
Essex	Newark Police	-	-	X	X	X	-	X	X	-	-
Essex	Orange Police	-	-	-	X	-	-	-	-	-	-
Essex	West Orange Police	X	X	X	X	-	-	-	-	X	-
Hudson	Hudson County Sheriff	-	-	-	-	-	-	-	X	-	-
Hudson	Bayonne Police	-	X	X	X	X	X	-	X	X	X
Hudson	Hoboken Police	-	X	X	X	X	X	-	X	X	X
Hudson	Jersey City Police	X	X	X	X	X	X	-	X	X	-
Hudson	Kearny Police	-	X	-	X	-	-	-	-	-	-
Hudson	North Bergen Police	-	X	X	X	X	X	-	X	-	-
Hudson	Union City Police	-	-	-	X	X	-	-	X	X	-
Hudson	West New York Police	-	-	-	X	-	X	-	X	X	-
Mercer	Hamilton Police	-	-	X	X	-	X	-	X	X	X
Mercer	Trenton Police	X	X	X	X	-	X	-	X	X	-
Middlesex	Edison Police	---	---	---	---	---	---	---	---	---	---
Middlesex	New Brunswick Police	-	-	-	X	X	-	-	X	X	-
Middlesex	Perth Amboy Police	-	-	-	X	-	-	X	X	-	-
Middlesex	Woodbridge Police	-	-	-	X	-	X	-	-	-	-
Morris	Parsippany Police	-	-	-	X	-	X	-	X	X	-
Ocean	Brick Township Police	-	X	X	X	-	X	X	X	-	-
Ocean	Dover Township Police	X	X	X	X	X	X	X	X	X	X
Passaic	Passaic County Sheriff	-	-	-	-	-	-	-	X	-	-
Passaic	Clifton Police	-	-	-	X	-	X	-	X	-	-
Passaic	Passaic Police	-	-	-	X	X	-	-	-	-	-
Passaic	Paterson Police	---	---	---	---	---	---	---	---	---	---
Passaic	Wayne Police	X	-	-	X	-	-	-	X	-	-
Union	Elizabeth Police	-	-	-	X	-	X	-	X	X	-
Union	Linden Police	-	-	X	X	-	-	X	X	-	-
Union	Plainfield Police	-	-	-	X	X	X	X	X	-	-
Union	Union Police	-	-	X	X	X	X	-	X	-	X
NEW MEXICO											
Bernalillo	Bernalillo County Sheriff	-	X	X	X	-	X	-	X	X	-
Bernalillo	Albuquerque Police	X	X	X	X	X	X	X	X	X	X
Dona Ana	Las Cruces Police	X	-	-	X	X	X	-	X	-	-
Santa Fe	Santa Fe Police	-	X	X	X	X	X	X	X	-	-
NEW YORK											
Albany	Albany County Sheriff	-	-	-	X	-	-	-	-	-	-
Albany	Albany Police	X	X	-	X	-	-	-	X	X	-
Albany	Colonie Police	X	-	-	X	X	-	-	X	X	X
Broome	Binghamton Police	X	-	-	X	-	X	-	X	-	-
Dutchess	Dutchess County Sheriff	-	-	-	X	-	-	X	X	-	-
Erie	Erie County Sheriff	-	X	X	X	-	X	X	X	-	-
Erie	Amherst Police	X	-	-	X	-	X	-	-	-	-
Erie	Buffalo Police	X	X	X	X	X	X	X	X	X	-
Erie	Cheektowaga Police	X	X	X	X	-	X	-	X	X	-
Erie	Tonawanda Police	X	-	X	X	X	X	-	-	X	-
Monroe	Monroe County Sheriff	-	-	-	X	-	-	X	X	-	-
Monroe	Rochester Police	X	X	X	X	X	X	X	X	X	-

Table 11a - continued

County	Name of agency	Activities in 12-month period ending June 30, 2000						Geographic assignments		Officer problem-solving projects	
		Citizen academy	Citizen surveys	Citizen training	Community group meetings	Problem-solving partnership	Tech-nology upgrades	Investi-gators	Patrol officers	Actively encourage	Include in evaluation
NEW YORK (cont)											
Nassau	Nassau County Police	X	-	X	X	X	-	X	X	X	X
Nassau	Hempstead Police	X	X	X	X	X	X	X	X	X	-
New York City	New York City Police	X	X	X	X	-	X	X	X	X	X
Niagara	Niagara County Sheriff	-	-	-	X	-	X	-	X	X	-
Niagara	Niagara Falls Police	X	-	-	X	X	X	-	X	-	-
Oneida	Utica Police	-	-	X	X	X	X	-	-	X	-
Onondaga	Onondaga County Sheriff	-	-	X	X	-	X	X	X	X	X
Onondaga	Syracuse Police	X	-	-	X	X	X	-	X	X	-
Rensselaer	Troy Police	X	X	-	X	X	X	-	X	X	-
Rockland	Rockland County Sheriff	X	-	-	X	-	-	-	X	-	-
Rockland	Clarkstown Police	X	X	-	X	X	X	-	X	-	X
Rockland	Ramapo Police	-	-	X	X	X	X	-	X	X	-
Schenectady	Schenectady Police	X	-	-	X	-	X	-	X	X	-
Suffolk	Suffolk County Sheriff	-	-	-	X	X	-	X	X	-	-
Suffolk	Suffolk County Police	X	-	X	X	-	X	X	X	-	-
Westchester	Westchester County Police	-	X	-	-	-	-	-	X	-	-
Westchester	Greenburgh Police	X	X	-	X	-	X	-	X	-	-
Westchester	Mt. Vernon Police	X	-	-	X	X	X	-	X	-	-
Westchester	New Rochelle Police	X	X	X	X	X	X	X	X	X	X
Westchester	White Plains Police	-	-	-	X	-	X	-	X	X	-
Westchester	Yonkers Police	-	-	-	X	X	-	-	X	-	-
NORTH CAROLINA											
Alamance	Burlington Police	-	X	-	X	X	X	-	X	X	X
Buncombe	Buncombe County Sheriff	-	-	X	X	-	-	X	X	X	-
Buncombe	Asheville Police	X	X	-	X	-	X	X	X	X	X
Cabarrus	Cabarrus County Sheriff	-	-	-	X	-	X	-	-	X	-
Catawba	Hickory Police	X	-	X	X	X	X	X	X	X	X
Cumberland	Cumberland County Sheriff	-	-	-	-	X	X	-	X	X	X
Cumberland	Fayetteville Police	X	X	-	X	-	X	X	X	X	-
Davidson	Davidson County Sheriff	-	-	-	X	X	-	-	-	-	-
Durham	Durham County Sheriff	-	X	-	X	-	X	X	X	X	-
Durham	Durham Police	X	X	X	X	X	X	X	X	X	X
Forsyth	Forsyth County Sheriff	-	-	X	X	X	X	X	X	-	-
Forsyth	Winston-Salem Police	-	-	-	X	-	-	-	X	-	X
Gaston	Gaston County Police	X	X	X	X	X	X	X	X	X	-
Gaston	Gastonia Police	-	X	X	X	-	-	-	X	-	-
Guilford	Guilford County Sheriff	-	X	-	X	-	-	X	X	-	-
Guilford	Greensboro Police	X	-	-	X	X	X	X	X	X	X
Guilford	High Point Police	-	X	-	X	X	X	X	X	X	X
Mecklenburg	Charlotte-Mecklenburg Police	X	X	X	X	X	X	X	X	X	X
Nash	Rocky Mount Police	X	X	X	X	X	X	X	X	X	X
New Hanover	Wilmington Police	-	-	-	X	-	-	-	X	-	-
Orange	Orange County Sheriff	-	X	X	X	X	-	X	X	X	X
Pitt	Greenville Police	X	X	-	X	-	X	-	-	-	-
Rowan	Rowan County Sheriff	-	-	-	X	-	X	X	X	-	-
Union	Union County Sheriff	-	-	-	X	-	-	X	-	-	-
Wake	Wake County Sheriff	-	-	-	X	-	-	X	X	-	-
Wake	Raleigh Police	-	X	-	X	-	-	X	X	-	-
Wilson	Wilson Police	X	X	X	X	X	X	X	X	X	X
OHIO											
Butler	Butler County Sheriff	-	X	-	X	-	X	X	X	X	-
Butler	Hamilton Police	X	X	X	X	X	X	-	X	-	-
Clark	Clark County Sheriff	-	-	-	-	-	X	-	-	-	-
Clark	Springfield Police	-	-	-	X	-	X	X	X	X	X
Cuyahoga	Cleveland Police	X	-	-	X	-	X	X	X	-	-
Cuyahoga	Cleveland Heights Police	-	X	X	X	-	X	X	X	X	-
Cuyahoga	Euclid Police	X	-	X	X	X	X	X	X	X	X
Franklin	Franklin County Sheriff	-	-	X	X	-	-	-	X	-	-
Franklin	Columbus Police	X	X	X	X	X	X	X	X	X	-
Hamilton	Hamilton County Sheriff	-	X	-	X	-	X	-	-	-	-
Hamilton	Cincinnati Police	X	X	X	X	X	-	X	X	X	-
Lorain	Lorain Police	-	-	X	X	X	-	-	X	-	-
Lucas	Lucas County Sheriff	-	-	-	X	X	X	-	X	X	-
Lucas	Toledo Police	X	-	X	X	-	X	X	X	X	-
Mahoning	Youngstown Police	-	X	-	X	-	-	-	X	-	-
Montgomery	Montgomery County Sheriff	X	X	-	X	-	-	X	X	-	-
Montgomery	Dayton Police	-	X	-	X	-	-	X	X	-	-
Stark	Stark County Sheriff	X	-	-	X	-	-	-	X	-	-
Stark	Canton Police	X	-	-	X	-	-	-	X	-	-
Summit	Summit County Sheriff	X	-	-	X	-	X	X	X	-	-
Summit	Akron Police	X	X	-	X	X	X	X	X	X	-

Table 11a - continued

County	Name of agency	Activities in 12-month period ending June 30, 2000						Geographic assignments		Officer problem-solving projects	
		Citizen academy	Citizen surveys	Citizen training	Community group meetings	Problem-solving partnership	Tech-nology upgrades	Investi-gators	Patrol officers	Actively encourage	Include in evaluation
OKLAHOMA											
Cleveland	Norman Police	-	X	-	X	X	X	-	X	-	X
Comanche	Lawton Police	-	X	-	X	X	X	X	X	-	-
Oklahoma	Oklahoma County Sheriff	X	-	X	X	X	X	X	X	X	X
Oklahoma	Oklahoma City Police	X	X	X	X	-	-	X	X	X	X
Tulsa	Tulsa County Sheriff	X	X	X	X	X	X	-	X	X	-
Tulsa	Tulsa Police	X	-	X	X	-	X	X	X	X	X
OREGON											
Clackamas	Clackamas County Sheriff	-	-	X	X	X	-	-	X	-	-
Douglas	Douglas County Sheriff	-	X	X	-	X	X	-	-	X	-
Jackson	Jackson County Sheriff	-	X	-	X	-	X	-	X	X	-
Lane	Lane County Sheriff	X	X	-	X	X	-	X	X	X	-
Lane	Eugene Police	X	-	X	X	X	-	-	X	-	-
Marion	Salem Police	X	X	X	X	X	X	X	X	X	X
Multnomah	Gresham Police	-	X	X	X	-	-	-	-	-	-
Multnomah	Portland Police	X	X	X	X	X	X	X	X	X	-
Washington	Washington County Sheriff	-	-	X	X	-	X	-	X	X	-
Washington	Beaverton Police	X	X	X	X	X	X	-	X	X	X
PENNSYLVANIA											
Allegheny	Allegheny County Sheriff	-	X	-	X	X	X	-	-	-	-
Allegheny	Allegheny County Police	-	-	-	X	-	-	-	X	-	-
Allegheny	Pittsburgh Police	X	X	X	X	-	-	X	X	X	X
Berks	Reading Police	X	-	X	X	X	X	-	X	-	-
Dauphin	Harrisburg Police	X	X	X	X	X	-	-	X	-	-
Delaware	Chester Police	-	-	-	X	-	-	-	X	-	-
Delaware	Upper Darby Township Police	X	X	-	X	-	-	-	X	-	-
Erie	Erie Police	X	-	-	X	-	X	-	X	-	-
Lackawanna	Scranton Police	-	-	X	X	-	X	-	X	-	-
Lancaster	Lancaster Police	X	X	X	X	X	X	-	X	-	-
Lehigh	Allentown Police	-	X	-	X	-	-	-	X	X	-
Montgomery	Lower Merion Township Police	X	-	-	X	-	X	-	X	-	-
Northampton	Bethlehem Police	X	-	-	X	X	X	-	X	X	-
Philadelphia	Philadelphia Police	X	-	X	X	X	X	X	X	X	-
RHODE ISLAND											
Kent	Warwick Police	X	X	X	X	X	X	X	X	X	-
Providence	Cranston Police	X	-	-	X	-	-	-	X	-	-
Providence	Pawtucket Police	-	-	-	X	-	X	X	X	X	-
Providence	Providence Police	-	-	-	X	-	X	-	-	-	-
SOUTH CAROLINA											
Anderson	Anderson County Sheriff	-	X	-	X	X	-	X	X	X	X
Beaufort	Beaufort County Sheriff	-	-	-	X	-	-	-	-	-	-
Charleston	Charleston County Sheriff	-	-	-	X	X	-	-	X	-	-
Charleston	Charleston Police	-	-	-	X	X	X	X	X	-	-
Charleston	North Charleston Police	-	-	-	X	-	X	X	-	-	-
Florence	Florence County Sheriff	-	-	X	X	-	X	X	-	-	-
Greenville	Greenville County Sheriff	-	X	-	X	X	X	X	X	X	X
Greenville	Greenville Police	-	X	-	X	X	X	-	X	-	-
Horry	Horry County Police	-	X	-	X	X	-	X	X	-	X
Horry	Myrtle Beach Police	-	X	-	X	X	X	-	X	-	-
Lexington	Lexington County Sheriff	X	X	X	X	X	X	X	X	-	-
Richland	Richland County Sheriff	X	X	X	X	X	X	X	X	X	-
Richland	Columbia Police	X	X	X	X	X	X	X	X	X	X
Spartanburg	Spartanburg County Sheriff	-	X	X	X	X	X	X	X	X	X
Spartanburg	Spartanburg Police	-	X	-	X	-	-	-	X	X	X
SOUTH DAKOTA											
Minnehaha	Sioux Falls Police	X	-	-	X	-	-	-	X	-	-
TENNESSEE											
Blount	Blount County Sheriff	X	-	-	X	-	-	-	X	-	-
Davidson	Nashville Metropolitan Police	X	X	-	X	X	X	-	X	-	-
Hamilton	Hamilton County Sheriff	-	X	-	X	-	-	-	-	-	-
Hamilton	Chattanooga Police	X	X	X	X	X	X	X	X	-	X
Knox	Knox County Sheriff	X	X	-	X	X	-	X	X	-	-
Knox	Knoxville Police	X	X	-	X	X	X	X	X	X	X

Table 11a - continued

County	Name of agency	Activities in 12-month period ending June 30, 2000						Geographic assignments		Officer problem-solving projects	
		Citizen academy	Citizen surveys	Citizen training	Community group meetings	Problem-solving partnership	Tech-nology upgrades	Investi-gators	Patrol officers	Actively encourage	Include in evaluation
TENNESSEE (cont)											
Madison	Jackson Police	X	X	X	X	-	X	-	X	X	X
Montgomery	Clarksville Police	X	X	X	X	-	X	X	X	-	-
Rutherford	Murfreesboro Police	X	-	X	X	-	X	-	X	X	-
Shelby	Shelby County Sheriff	-	X	-	X	-	-	-	-	-	-
Shelby	Memphis Police	X	X	X	X	X	X	X	X	-	-
Sullivan	Sullivan County Sheriff	X	X	-	X	X	-	X	X	-	-
Washington	Johnson City Police	X	X	X	X	X	X	-	X	-	-
TEXAS											
Bell	Killeen Police	X	-	X	X	-	-	-	-	-	-
Bell	Temple Police	X	X	X	X	X	X	-	X	X	-
Bexar	Bexar County Sheriff	-	-	X	X	-	X	X	X	-	-
Bexar	San Antonio Police	X	-	X	X	X	X	X	X	X	-
Brazoria	Brazoria County Sheriff	X	-	-	X	-	-	X	X	-	-
Cameron	Brownsville Police	X	-	X	X	X	-	-	X	-	-
Cameron	Harlingen Police	X	-	-	X	X	-	-	-	-	-
Collin	Plano Police	X	X	-	X	X	-	-	-	-	-
Dallas	Dallas County Sheriff	-	-	-	-	-	-	X	-	-	-
Dallas	Carrollton Police	X	X	-	X	-	X	X	X	X	X
Dallas	Dallas Police	X	-	X	X	-	X	-	X	X	-
Dallas	Garland Police	X	-	-	X	-	X	-	X	X	-
Dallas	Grand Prairie Police	X	-	X	X	X	-	-	X	X	X
Dallas	Irving Police	X	X	X	X	X	-	-	X	-	X
Dallas	Mesquite Police	X	-	X	X	X	X	X	X	-	-
Dallas	Richardson Police	X	X	-	X	-	-	-	X	X	X
Denton	Denton County Sheriff	-	-	-	X	X	-	-	-	-	-
Denton	Denton Police	X	X	-	X	X	X	-	X	X	X
Ector	Odessa Police	X	-	X	X	X	X	-	X	X	-
El Paso	El Paso County Sheriff	-	X	-	X	X	X	X	X	X	-
El Paso	El Paso Police	X	-	X	X	X	X	X	X	X	-
Fort Bend	Fort Bend County Sheriff	X	-	-	X	X	-	-	X	-	-
Galveston	Galveston County Sheriff	-	X	-	X	-	-	-	-	-	-
Galveston	Galveston Police	X	-	-	X	-	-	-	X	-	-
Gregg	Longview Police	X	X	X	X	-	-	X	X	-	-
Harris	Harris County Sheriff	X	-	-	X	X	X	X	X	-	-
Harris	Baytown Police	X	-	X	X	X	X	-	X	X	X
Harris	Houston Police	X	X	X	X	X	X	X	X	-	X
Harris	Pasadena Police	X	-	-	X	-	X	-	X	-	-
Hidalgo	Hidalgo County Sheriff	-	-	-	X	-	X	X	X	X	-
Hidalgo	McAllen Police	-	-	-	X	X	X	X	X	X	-
Jefferson	Beaumont Police	X	-	X	X	X	X	-	X	-	-
Jefferson	Port Arthur Police	X	X	X	X	-	X	X	X	X	-
Lubbock	Lubbock Police	X	X	-	X	-	-	X	X	-	-
McLennan	McLennan County Sheriff	-	X	-	X	-	-	-	-	-	-
McLennan	Waco Police	X	-	-	X	-	-	X	-	-	-
Midland	Midland Police	X	X	X	X	-	X	-	X	X	X
Montgomery	Montgomery County Sheriff	X	X	X	X	X	X	X	X	X	X
Nueces	Nueces County Sheriff	-	X	-	X	X	X	X	X	X	X
Nueces	Corpus Christi Police	X	X	-	X	-	-	-	-	X	-
Potter	Amarillo Police	X	X	-	X	-	X	-	X	-	-
Smith	Smith County Sheriff	-	-	-	X	-	X	X	X	-	-
Smith	Tyler Police	X	X	X	X	X	X	X	X	X	X
Tarrant	Tarrant County Sheriff	-	-	X	X	-	-	-	-	-	-
Tarrant	Arlington Police	X	X	X	X	X	X	X	X	X	X
Tarrant	Fort Worth Police	X	X	X	X	-	X	X	X	X	-
Taylor	Abilene Police	X	X	-	-	-	-	-	-	X	-
Tom Green	San Angelo Police	X	-	-	X	-	-	-	X	-	-
Travis	Travis County Sheriff	X	-	-	X	X	X	X	X	-	X
Travis	Austin Police	X	X	X	X	X	X	X	X	X	X
Victoria	Victoria County Sheriff	-	-	-	X	-	-	-	-	-	-
Webb	Webb County Sheriff	-	X	X	X	X	-	-	X	X	X
Webb	Laredo Police	X	-	-	X	-	X	-	X	X	-
Wichita	Wichita Falls Police	X	-	X	X	-	X	-	X	X	-
Williamson	Williamson County Sheriff	-	-	-	X	-	X	X	X	-	-
UTAH											
Salt Lake	Salt Lake County Sheriff	-	X	X	X	X	X	X	X	X	-
Salt Lake	Salt Lake City Police	X	X	X	X	X	X	-	-	X	-
Salt Lake	West Valley City Police	X	-	X	X	-	X	X	X	X	-
Utah	Utah County Sheriff	-	-	X	X	-	-	-	X	-	-
Weber	Ogden Police	-	X	X	X	X	X	X	X	X	X

Table 11a - continued

County	Name of agency	Activities in 12-month period ending June 30, 2000					Geographic assignments		Officer problem-solving projects		
		Citizen academy	Citizen surveys	Citizen training	Community group meetings	Problem-solving partnership	Tech-nology upgrades	Investi-gators	Patrol officers	Actively encourage	Include in evaluation
VIRGINIA											
Albemarle	Albemarle County Police	-	-	X	X	X	X	-	X	X	X
Alexandria(city)	Alexandria Police	X	X	-	X	-	X	X	X	X	X
Arlington	Arlington County Police	X	X	X	X	X	X	X	X	X	X
Chesapeake(city)	Chesapeake Police	X	X	-	X	-	X	-	-	X	-
Chesterfield	Chesterfield County Police	X	X	X	X	X	X	X	X	X	X
Danville(city)	Danville Police	-	X	X	X	X	X	-	X	X	X
Fairfax	Fairfax County Police	-	-	-	X	X	X	-	X	-	-
Hampton(city)	Hampton Police	X	-	X	X	X	X	-	X	X	X
Hanover	Hanover County Sheriff	X	-	X	X	X	-	-	X	X	X
Henrico	Henrico County Police	X	X	X	X	-	X	-	-	X	-
Loudoun	Loudoun County Sheriff	X	X	-	X	X	-	-	X	X	-
Lynchburg(city)	Lynchburg Police	X	-	X	X	-	X	X	X	X	X
Newport News(city)	Newport News Police	X	X	X	X	-	X	X	X	X	X
Norfolk(city)	Norfolk Police	X	X	X	X	-	X	-	X	X	X
Portsmouth(city)	Portsmouth Police	X	X	X	X	-	-	X	X	X	-
Prince William	Prince William County Police	X	X	X	X	-	X	X	X	X	X
Richmond(city)	Richmond Police	X	X	X	X	X	X	X	X	X	X
Roanoke(city)	Roanoke Police	X	X	X	X	-	X	X	X	X	X
Suffolk(city)	Suffolk Police	X	X	-	X	-	-	-	X	X	-
Virginia Beach(city)	Virginia Beach Police	X	X	X	X	X	X	X	X	X	-
WASHINGTON											
Clark	Clark County Sheriff	-	X	-	X	-	-	-	X	X	-
Clark	Vancouver Police	X	-	X	X	X	X	-	X	X	X
King	King County Sheriff	X	-	-	X	-	X	X	X	X	X
King	Bellevue Police	X	X	-	X	-	-	-	-	X	X
King	Federal Way Police	X	X	X	X	X	-	-	X	X	X
King	Kent Police	X	X	X	X	X	-	-	X	-	-
King	Seattle Police	X	X	X	X	X	X	X	X	X	X
Kitsap	Kitsap County Sheriff	-	X	-	X	X	-	X	X	X	X
Pierce	Pierce County Sheriff	X	-	-	X	-	X	-	X	X	-
Pierce	Tacoma Police	X	-	-	X	X	X	X	X	X	-
Snohomish	Snohomish County Sheriff	X	-	-	X	-	-	X	X	X	-
Snohomish	Everett Police	-	-	X	X	X	X	X	X	X	X
Spokane	Spokane County Sheriff	-	-	X	X	-	-	X	X	X	-
Spokane	Spokane Police	X	X	X	X	X	X	X	X	X	X
Thurston	Thurston County Sheriff	-	-	X	X	X	X	-	X	X	X
Yakima	Yakima Police	X	-	X	X	X	X	X	X	X	X
WEST VIRGINIA											
Cabell	Huntington Police	-	-	X	X	X	X	-	X	-	-
Kanawha	Charleston Police	X	-	-	X	-	X	X	X	X	-
WISCONSIN											
Brown	Brown County Sheriff	X	-	-	X	X	X	X	X	X	X
Brown	Green Bay Police	X	X	X	X	X	X	-	X	X	-
Dane	Dane County Sheriff	-	X	X	X	X	-	-	X	X	X
Dane	Madison Police	-	X	X	X	X	X	X	X	X	X
Kenosha	Kenosha County Sheriff	X	-	X	X	-	-	-	X	-	-
Kenosha	Kenosha Police	-	-	-	X	X	X	-	X	-	-
Milwaukee	Milwaukee County Sheriff	-	-	-	X	-	-	-	-	-	-
Milwaukee	Milwaukee Police	-	X	-	X	-	-	X	X	-	-
Milwaukee	West Allis Police	X	X	X	X	X	X	-	X	X	-
Outgamie	Appleton Police	X	X	X	X	-	X	-	X	X	-
Racine	Racine County Sheriff	X	X	-	X	-	X	-	X	-	-
Racine	Racine Police	X	-	X	X	X	X	X	X	X	X
Waukesha	Waukesha County Sheriff	X	X	X	X	-	-	-	X	-	-
Waukesha	Waukesha Police	X	-	X	X	-	X	-	X	X	-

Note: Codes for the table are as follows:

"X"=Agency participates in activity or has policy .

"-"=Agency does not participate in activity or have policy.

---Data were not provided by an agency.

Table 12a. Special units, designated personnel, or policies and procedures to address youth and family problems in local law enforcement agencies, 2000

County	Name of agency	Agencies with a special unit, designated personnel, or policies and procedures that address:						
		Child abuse	Domestic violence	Drug education in schools	Gangs	Juvenile delinquency	Missing children	Youth outreach
ALABAMA								
Etowah	Gadsden Police	FTU	PO	FTU	-	FTU	PO	PO
Houston	Dothan Police	DP	PO	FTU	DP	FTU	DP	DP
Jefferson	Jefferson County Sheriff	FTU	DP	FTU	DP	FTU	FTU	FTU
Jefferson	Bessemer Police	FTU	PO	FTU	PO	FTU	FTU	PO
Jefferson	Birmingham Police	DP	FTU	FTU	FTU	FTU	DP	FTU
Jefferson	Hoover Police	DP	DP	FTU	PO	DP	DP	PO
Madison	Huntsville Police	FTU	FTU	FTU	PO	PO	PO	PO
Mobile	Mobile County Sheriff	FTU	PO	FTU	FTU	FTU	FTU	FTU
Mobile	Mobile Police	FTU	FTU	DP	FTU	FTU	DP	FTU
Montgomery	Montgomery County Sheriff	PO	PO	DP	DP	DP	DP	-
Montgomery	Montgomery Police	FTU	FTU	FTU	FTU	FTU	FTU	-
Morgan	Decatur Police	FTU	FTU	FTU	DP	FTU	DP	DP
Tuscaloosa	Tuscaloosa Police	FTU	FTU	FTU	FTU	FTU	DP	FTU
ALASKA								
Anchorage	Anchorage Police	DP	DP	DP	DP	DP	DP	-
ARIZONA								
Maricopa	Maricopa County Sheriff	---	---	---	---	---	---	---
Maricopa	Chandler Police	FTU	FTU	FTU	FTU	FTU	FTU	FTU
Maricopa	Glendale Police	FTU	FTU	FTU	FTU	FTU	FTU	FTU
Maricopa	Mesa Police	FTU	FTU	FTU	FTU	DP	FTU	FTU
Maricopa	Phoenix Police	FTU	FTU	FTU	FTU	FTU	FTU	FTU
Maricopa	Scottsdale Police	DP	FTU	FTU	FTU	FTU	DP	PO
Maricopa	Tempe Police	PO	FTU	PO	DP	DP	PO	FTU
Pima	Pima County Sheriff	DP	DP	DP	DP	DP	DP	DP
Pima	Tucson Police	DP	DP	DP	DP	DP	DP	DP
Pinal	Pinal County Sheriff	DP	DP	FTU	FTU	DP	DP	FTU
Yuma	Yuma Police	DP	DP	FTU	DP	FTU	DP	DP
ARKANSAS								
Craighead	Jonesboro Police	FTU	-	FTU	-	-	-	-
Jefferson	Pine Bluff Police	DP	PO	FTU	PO	FTU	PO	-
Pulaski	Pulaski County Sheriff	PO	PO	FTU	PO	PO	PO	-
Pulaski	Little Rock Police	FTU	FTU	-	FTU	FTU	FTU	-
Pulaski	North Little Rock Police	DP	DP	FTU	DP	DP	DP	DP
Sebastian	Fort Smith Police	FTU	FTU	DP	DP	FTU	FTU	-
CALIFORNIA								
Alameda	Alameda County Sheriff	FTU	DP	FTU	FTU	FTU	FTU	FTU
Alameda	Alameda Police	DP	DP	FTU	DP	FTU	DP	-
Alameda	Berkeley Police	FTU	FTU	FTU	PO	FTU	PO	FTU
Alameda	Fremont Police	FTU	FTU	FTU	FTU	FTU	FTU	DP
Alameda	Hayward Police	FTU	FTU	FTU	FTU	DP	DP	FTU
Alameda	Oakland Police	FTU	FTU	DP	FTU	FTU	FTU	FTU
Butte	Butte County Sheriff	DP	DP	FTU	FTU	DP	DP	FTU
Contra Costa	Contra Costa County Sheriff	FTU	FTU	FTU	FTU	FTU	FTU	FTU
Contra Costa	Concord Police	DP	FTU	FTU	FTU	FTU	DP	DP
Contra Costa	Richmond Police	FTU	FTU	FTU	FTU	FTU	FTU	FTU
El Dorado	El Dorado County Sheriff	FTU	FTU	FTU	PO	PO	FTU	-
Fresno	Fresno County Sheriff	DP	FTU	FTU	FTU	-	-	FTU
Fresno	Fresno Police	DP	FTU	FTU	FTU	PO	FTU	FTU
Kern	Kern County Sheriff	FTU	DP	FTU	FTU	PO	DP	-
Kern	Bakersfield Police	FTU	FTU	FTU	FTU	FTU	FTU	FTU
Los Angeles	Los Angeles County Sheriff	FTU	FTU	FTU	FTU	DP	DP	DP
Los Angeles	Beverly Hills Police	DP	DP	FTU	-	FTU	DP	PO
Los Angeles	Burbank Police	FTU	DP	DP	FTU	FTU	FTU	FTU
Los Angeles	Culver City Police	---	---	---	---	---	---	---
Los Angeles	Downey Police	DP	PO	FTU	FTU	FTU	DP	-
Los Angeles	El Monte Police	FTU	DP	DP	FTU	FTU	DP	FTU
Los Angeles	Glendale Police	FTU	FTU	FTU	FTU	FTU	FTU	FTU
Los Angeles	Inglewood Police	FTU	PO	-	FTU	DP	DP	FTU
Los Angeles	Long Beach Police	FTU	FTU	FTU	FTU	FTU	DP	FTU
Los Angeles	Los Angeles Police	FTU	FTU	FTU	FTU	FTU	FTU	FTU
Los Angeles	Pasadena Police	FTU	FTU	FTU	FTU	FTU	FTU	FTU
Los Angeles	Pomona Police	PO	PO	FTU	FTU	PO	PO	-
Los Angeles	Redondo Beach Police	DP	FTU	FTU	DP	FTU	DP	FTU
Los Angeles	Santa Monica Police	DP	FTU	DP	FTU	FTU	DP	FTU
Los Angeles	Torrance Police	DP	DP	FTU	FTU	FTU	DP	FTU
Los Angeles	West Covina Police	FTU	FTU	FTU	FTU	FTU	FTU	DP
Los Angeles	Whittier Police	DP	DP	DP	DP	DP	DP	DP

Table 12a - continued

County	Name of agency	Agencies with a special unit, designated personnel, or policies and procedures that address:						
		Child abuse	Domestic violence	Drug education in schools	Gangs	Juvenile delinquency	Missing children	Youth outreach
CALIFORNIA (cont)								
Marin	Marin County Sheriff	DP	DP	FTU	DP	FTU	DP	FTU
Monterey	Monterey County Sheriff	-	-	-	-	-	-	-
Monterey	Salinas Police	PO	PO	FTU	FTU	PO	DP	DP
Orange	Orange County Sheriff-Coroner	FTU	FTU	FTU	FTU	-	FTU	-
Orange	Anaheim Police	FTU	FTU	FTU	FTU	FTU	FTU	FTU
Orange	Brea Police	FTU	FTU	FTU	FTU	FTU	DP	DP
Orange	Costa Mesa Police	---	---	---	---	---	---	---
Orange	Fullerton Police	FTU	PO	FTU	FTU	PO	PO	-
Orange	Garden Grove Police	DP	DP	DP	FTU	FTU	DP	FTU
Orange	Huntington Beach Police	FTU	FTU	FTU	FTU	FTU	FTU	FTU
Orange	Irvine Police	FTU	FTU	FTU	DP	FTU	DP	FTU
Orange	Newport Beach Police	DP	PO	FTU	DP	FTU	FTU	DP
Orange	Orange Police	DP	FTU	FTU	FTU	DP	DP	DP
Orange	Santa Ana Police	FTU	FTU	FTU	FTU	FTU	FTU	DP
Orange	Westminster Police	DP	FTU	FTU	FTU	PO	DP	DP
Placer	Placer County Sheriff	DP	DP	FTU	DP	PO	FTU	FTU
Riverside	Riverside County Sheriff	PO	PO	DP	FTU	DP	DP	FTU
Riverside	Corona Police	FTU	FTU	DP	FTU	FTU	FTU	FTU
Riverside	Riverside Police	FTU	FTU	DP	FTU	FTU	PO	FTU
Sacramento	Sacramento County Sheriff	FTU	FTU	PO	FTU	PO	FTU	DP
Sacramento	Sacramento Police	FTU	FTU	DP	FTU	FTU	FTU	PO
San Bernardino	San Bernardino County Sheriff	FTU	PO	FTU	FTU	PO	PO	DP
San Bernardino	Fontana Police	DP	DP	FTU	FTU	DP	DP	DP
San Bernardino	Ontario Police	FTU	FTU	FTU	FTU	PO	FTU	FTU
San Bernardino	Rialto Police	DP	PO	FTU	FTU	PO	PO	FTU
San Bernardino	San Bernardino Police	FTU	FTU	PO	FTU	DP	FTU	PO
San Diego	San Diego County Sheriff	FTU	FTU	FTU	FTU	FTU	FTU	FTU
San Diego	Chula Vista Police	FTU	FTU	DP	FTU	FTU	DP	FTU
San Diego	El Cajon Police	FTU	FTU	FTU	FTU	DP	FTU	FTU
San Diego	Escondido Police	FTU	DP	DP	FTU	FTU	FTU	DP
San Diego	Oceanside Police	DP	DP	DP	DP	DP	DP	DP
San Diego	San Diego Police	FTU	FTU	DP	FTU	DP	DP	FTU
San Francisco	San Francisco Police	DP	FTU	DP	FTU	FTU	DP	DP
San Joaquin	San Joaquin County Sheriff	FTU	FTU	FTU	FTU	FTU	DP	DP
San Joaquin	Stockton Police	FTU	FTU	FTU	FTU	FTU	FTU	-
San Luis Obispo	San Luis Obispo County Sheriff	DP	PO	DP	FTU	DP	DP	FTU
San Mateo	San Mateo County Sheriff	FTU	FTU	FTU	FTU	FTU	FTU	FTU
San Mateo	Daly City Police	DP	DP	DP	DP	DP	DP	-
San Mateo	San Mateo Police	FTU	DP	DP	DP	FTU	DP	DP
Santa Barbara	Santa Barbara County Sheriff	DP	DP	FTU	FTU	DP	DP	DP
Santa Barbara	Santa Barbara Police	PO	PO	FTU	FTU	FTU	PO	DP
Santa Clara	Santa Clara County Sheriff	DP	FTU	FTU	-	DP	DP	DP
Santa Clara	San Jose Police	FTU	FTU	FTU	FTU	FTU	FTU	FTU
Santa Clara	Santa Clara Police	---	---	---	---	---	---	---
Santa Clara	Sunnyvale Police	DP	DP	FTU	FTU	FTU	DP	FTU
Santa Cruz	Santa Cruz County Sheriff	FTU	FTU	FTU	FTU	FTU	DP	FTU
Shasta	Shasta County Sheriff	DP	PO	DP	PO	DP	DP	-
Solano	Fairfield Police	DP	PO	FTU	FTU	FTU	DP	DP
Solano	Vallejo Police	-	FTU	DP	DP	FTU	PO	FTU
Sonoma	Sonoma County Sheriff-Coroner	FTU	FTU	DP	FTU	PO	DP	PO
Sonoma	Santa Rosa Police	FTU	FTU	-	FTU	FTU	FTU	FTU
Stanislaus	Stanislaus County Sheriff	FTU	DP	FTU	FTU	FTU	DP	FTU
Stanislaus	Modesto Police	FTU	FTU	FTU	FTU	FTU	FTU	FTU
Tulare	Tulare County Sheriff	FTU	DP	FTU	FTU	FTU	DP	FTU
Tulare	Visalia Police	DP	DP	FTU	FTU	DP	DP	DP
Ventura	Ventura County Sheriff	FTU	DP	FTU	FTU	DP	PO	FTU
Ventura	Oxnard Police	FTU	FTU	-	FTU	-	FTU	FTU
Ventura	Simi Valley Police	DP	DP	FTU	FTU	PO	DP	-
Ventura	Ventura Police	DP	DP	FTU	FTU	DP	DP	DP
COLORADO								
Adams	Adams County Sheriff	DP	FTU	DP	FTU	DP	DP	DP
Adams	Thornton Police	FTU	FTU	FTU	PO	FTU	DP	FTU
Adams	Westminster Police	FTU	FTU	FTU	FTU	DP	DP	DP
Arapahoe	Arapahoe County Sheriff	FTU	FTU	FTU	FTU	DP	DP	DP
Arapahoe	Aurora Police	DP	PO	DP	FTU	FTU	DP	-
Boulder	Boulder County Sheriff	DP	FTU	FTU	-	DP	DP	DP
Boulder	Boulder Police	DP	DP	FTU	-	DP	DP	-
Denver	Denver Police	FTU	FTU	FTU	FTU	FTU	FTU	FTU
Douglas	Douglas County Sheriff	FTU	FTU	FTU	DP	FTU	FTU	-
El Paso	El Paso County Sheriff	-	FTU	FTU	DP	DP	DP	FTU
El Paso	Colorado Springs Police	FTU	FTU	FTU	FTU	FTU	PO	FTU

Table 12a - continued

County	Name of agency	Agencies with a special unit, designated personnel, or policies and procedures that address:						
		Child abuse	Domestic violence	Drug education in schools	Gangs	Juvenile delinquency	Missing children	Youth outreach
COLORADO (cont)								
Jefferson	Jefferson County Sheriff	FTU	FTU	FTU	DP	FTU	FTU	-
Jefferson	Arvada Police	FTU	FTU	FTU	DP	FTU	FTU	DP
Jefferson	Lakewood Police	FTU	FTU	FTU	FTU	FTU	FTU	DP
Larimer	Larimer County Sheriff	DP	PO	FTU	DP	FTU	DP	FTU
Larimer	Fort Collins Police	DP	PO	FTU	FTU	FTU	DP	DP
Pueblo	Pueblo Police	FTU	FTU	FTU	FTU	FTU	PO	FTU
Weld	Weld County Sheriff	PO	PO	FTU	-	-	PO	-
Weld	Greeley Police	DP	PO	FTU	FTU	FTU	DP	FTU
CONNECTICUT								
Fairfield	Bridgeport Police	FTU	FTU	FTU	FTU	FTU	FTU	FTU
Fairfield	Danbury Police	FTU	PO	FTU	DP	FTU	FTU	-
Fairfield	Fairfield Police	PO	PO	DP	PO	DP	PO	PO
Fairfield	Greenwich Police	DP	DP	DP	-	FTU	DP	DP
Fairfield	Norwalk Police	DP	PO	FTU	PO	FTU	FTU	FTU
Fairfield	Stamford Police	-	FTU	FTU	DP	FTU	FTU	-
Fairfield	Stratford Police	DP	DP	FTU	DP	FTU	DP	DP
Hartford	Bristol Police	DP	FTU	DP	DP	FTU	FTU	FTU
Hartford	East Hartford Police	DP	PO	DP	DP	FTU	-	DP
Hartford	Hartford Police	FTU	PO	FTU	FTU	FTU	FTU	DP
Hartford	Manchester Police	FTU	FTU	FTU	DP	FTU	PO	DP
Hartford	New Britain Police	DP	DP	DP	DP	DP	DP	FTU
Hartford	West Hartford Police	---	---	---	---	---	---	---
Middlesex	Middletown Police	DP	DP	DP	DP	FTU	FTU	DP
New Haven	Hamden Police	DP	DP	FTU	FTU	FTU	FTU	DP
New Haven	Meriden Police	FTU	DP	FTU	DP	FTU	DP	DP
New Haven	Milford Police	FTU	DP	FTU	DP	FTU	FTU	DP
New Haven	New Haven Police	FTU	FTU	DP	FTU	FTU	FTU	DP
New Haven	Waterbury Police	-	PO	FTU	FTU	FTU	PO	FTU
New Haven	West Haven Police	FTU	PO	FTU	DP	FTU	DP	DP
DELAWARE								
New Castle	New Castle County Police							
New Castle	Wilmington Police	FTU	FTU	FTU	DP	FTU	FTU	-
DISTRICT OF COLUMBIA								
Washington, DC	Washington Metropolitan Police	FTU	DP	DP	FTU	FTU	DP	FTU
FLORIDA								
Alachua	Alachua County Sheriff	DP	PO	DP	DP	DP	PO	DP
Alachua	Gainesville Police	DP	DP	FTU	-	DP	DP	FTU
Bay	Bay County Sheriff	FTU	FTU	FTU	FTU	FTU	FTU	FTU
Brevard	Brevard County Sheriff	PO	FTU	FTU	PO	FTU	FTU	DP
Brevard	Melbourne Police	DP	PO	DP	FTU	FTU	DP	FTU
Brevard	Palm Bay Police	DP	FTU	PO	FTU	FTU	DP	DP
Broward	Broward County Sheriff	FTU	FTU	DP	FTU	DP	FTU	FTU
Broward	Coral Springs Police	FTU	DP	FTU	FTU	-	DP	FTU
Broward	Davie Police	DP	DP	DP	DP	DP	DP	DP
Broward	Fort Lauderdale Police	DP	DP	FTU	FTU	FTU	FTU	DP
Broward	Hollywood Police	FTU	FTU	DP	FTU	FTU	DP	FTU
Broward	Margate Police	PO	PO	FTU	DP	PO	PO	PO
Broward	Miramar Police	FTU	FTU	FTU	FTU	FTU	FTU	-
Broward	Pembroke Pines Police	DP	DP	FTU	FTU	FTU	DP	-
Broward	Plantation Police	DP	DP	FTU	DP	DP	PO	FTU
Broward	Sunrise Police	DP	DP	FTU	FTU	FTU	PO	FTU
Charlotte	Charlotte County Sheriff	DP	FTU	FTU	FTU	FTU	DP	FTU
Citrus	Citrus County Sheriff	FTU	PO	FTU	FTU	FTU	FTU	FTU
Clay	Clay County Sheriff	DP	PO	FTU	DP	DP	PO	DP
Collier	Collier County Sheriff	DP	FTU	FTU	FTU	FTU	DP	FTU
Duval	Jacksonville Sheriff	FTU	DP	FTU	FTU	FTU	FTU	FTU
Escambia	Escambia County Sheriff	FTU	FTU	FTU	FTU	FTU	FTU	FTU
Escambia	Pensacola Police	PO	PO	DP	DP	DP	DP	-
Hernando	Hernando County Sheriff	FTU	DP	DP	DP	FTU	FTU	DP
Highlands	Highlands County Sheriff	FTU	PO	FTU	DP	FTU	DP	DP
Hillsborough	Hillsborough County Sheriff	FTU	FTU	FTU	FTU	FTU	FTU	FTU
Hillsborough	Tampa Police	DP	DP	DP	DP	DP	DP	DP
Indian River	Indian River County Sheriff	FTU	DP	FTU	DP	FTU	FTU	DP
Lake	Lake County Sheriff	FTU	DP	FTU	FTU	-	FTU	-
Lee	Lee County Sheriff	DP	DP	DP	DP	DP	DP	DP
Lee	Cape Coral Police	DP	PO	FTU	DP	FTU	DP	FTU
Lee	Fort Myers Police	FTU	FTU	FTU	FTU	FTU	FTU	-

Table 12a - continued

County	Name of agency	Agencies with a special unit, designated personnel, or policies and procedures that address:						
		Child abuse	Domestic violence	Drug education in schools	Gangs	Juvenile delinquency	Missing children	Youth outreach
FLORIDA (cont)								
Leon	Leon County Sheriff	DP	DP	FTU	FTU	FTU	-	DP
Leon	Tallahassee Police	-	DP	FTU	-	FTU	-	-
Manatee	Manatee County Sheriff	FTU	DP	DP	FTU	FTU	DP	DP
Marion	Marion County Sheriff	PO	PO	FTU	-	PO	PO	-
Marion	Ocala Police	DP	DP	FTU	DP	DP	DP	FTU
Martin	Martin County Sheriff	PO	-	-	-	FTU	-	-
Miami-Dade	Miami-Dade Police	FTU	FTU	FTU	FTU	FTU	FTU	FTU
Miami-Dade	Coral Gables Police	DP	FTU	FTU	FTU	FTU	DP	FTU
Miami-Dade	Hialeah Police	FTU	FTU	FTU	FTU	FTU	FTU	PO
Miami-Dade	Miami Police	-	DP	DP	DP	DP	DP	FTU
Miami-Dade	Miami Beach Police	FTU	FTU	FTU	FTU	FTU	FTU	FTU
Miami-Dade	North Miami Police	PO	FTU	-	FTU	DP	DP	FTU
Miami-Dade	North Miami Beach Police	PO	FTU	FTU	FTU	FTU	DP	FTU
Monroe	Monroe County Sheriff	FTU	PO	FTU	DP	DP	DP	FTU
Okaloosa	Okaloosa County Sheriff	FTU	PO	FTU	DP	DP	DP	PO
Orange	Orange County Sheriff	FTU	FTU	FTU	FTU	-	-	-
Orange	Orlando Police	DP	FTU	FTU	FTU	PO	DP	DP
Osceola	Osceola County Sheriff	FTU	FTU	FTU	DP	DP	DP	-
Palm Beach	Palm Beach County Sheriff	FTU	FTU	FTU	FTU	FTU	FTU	FTU
Palm Beach	Boca Raton Police	DP	FTU	DP	DP	DP	DP	DP
Palm Beach	Boynton Beach Police	DP	PO	FTU	-	FTU	PO	FTU
Palm Beach	Delray Beach Police	FTU	DP	FTU	FTU	FTU	FTU	PO
Palm Beach	Riviera Beach Police	PO	PO	-	PO	PO	PO	DP
Palm Beach	West Palm Beach Police	DP	DP	DP	DP	DP	DP	FTU
Pasco	Pasco County Sheriff	FTU	FTU	FTU	FTU	FTU	FTU	DP
Pinellas	Pinellas County Sheriff	FTU	DP	FTU	FTU	DP	FTU	DP
Pinellas	Clearwater Police	PO	PO	DP	PO	DP	DP	-
Pinellas	Largo Police	FTU	FTU	FTU	-	FTU	DP	-
Pinellas	St. Petersburg Police	FTU	FTU	FTU	FTU	FTU	FTU	FTU
Polk	Polk County Sheriff	FTU	DP	FTU	FTU	FTU	FTU	FTU
Polk	Lakeland Police	FTU	FTU	FTU	FTU	FTU	FTU	FTU
Putnam	Putnam County Sheriff	FTU	FTU	FTU	PO	FTU	PO	FTU
St. Johns	St. Johns County Sheriff	DP	FTU	FTU	DP	FTU	DP	FTU
St. Lucie	St. Lucie County Sheriff	DP	FTU	FTU	DP	DP	DP	-
St. Lucie	Fort Pierce Police	PO	PO	FTU	DP	PO	PO	DP
St. Lucie	Port St. Lucie Police	DP	FTU	FTU	DP	DP	DP	FTU
Santa Rosa	Santa Rosa County Sheriff	-	-	FTU	-	FTU	-	-
Sarasota	Sarasota County Sheriff	DP	PO	FTU	-	FTU	FTU	FTU
Sarasota	Sarasota Police	DP	PO	DP	DP	FTU	DP	DP
Seminole	Seminole County Sheriff	FTU	-	FTU	FTU	FTU	-	FTU
Seminole	Altamonte Springs Police	PO	-	FTU	PO	PO	PO	PO
Volusia	Volusia County Sheriff	DP	PO	FTU	DP	DP	DP	FTU
Volusia	Daytona Beach Police	DP	DP	FTU	DP	DP	DP	FTU
GEORGIA								
Bartow	Bartow County Sheriff	DP	DP	DP	DP	FTU	DP	DP
Bibb	Bibb County Sheriff	PO	PO	FTU	PO	PO	PO	FTU
Bibb	Macon Police	FTU	DP	FTU	FTU	FTU	FTU	DP
Chatham	Chatham County Police	DP	PO	-	FTU	PO	PO	PO
Chatham	Savannah Police	DP	FTU	FTU	FTU	DP	DP	FTU
Cherokee	Cherokee County Sheriff	DP	DP	FTU	-	PO	PO	-
Clarke	Athens-Clarke County Police	DP	DP	DP	PO	DP	DP	DP
Clayton	Clayton County Police	---	---	---	---	---	---	---
Cobb	Cobb County Police	FTU	FTU	DP	FTU	FTU	FTU	FTU
Cobb	Marietta Police	DP	DP	FTU	DP	DP	DP	-
Columbia	Columbia County Sheriff	DP	FTU	FTU	-	FTU	PO	DP
De Kalb	De Kalb County Police	---	---	---	---	---	---	---
Dougherty	Albany Police	FTU	FTU	FTU	DP	FTU	FTU	DP
Douglas	Douglas County Sheriff	FTU	PO	FTU	FTU	FTU	DP	PO
Forsyth	Forsyth County Sheriff	FTU	FTU	FTU	FTU	FTU	PO	PO
Fulton	Fulton County Police	DP	PO	DP	PO	DP	DP	-
Fulton	Atlanta Police	FTU	FTU	DP	FTU	FTU	FTU	FTU
Fulton	East Point Police	FTU	FTU	FTU	DP	FTU	DP	DP
Fulton	Roswell Police	DP	DP	DP	DP	FTU	DP	DP
Glynn	Glynn County Police	FTU	FTU	FTU	FTU	FTU	FTU	FTU
Gwinnett	Gwinnett County Police	FTU	DP	-	FTU	DP	DP	-
Hall	Hall County Sheriff	DP	-	FTU	FTU	DP	DP	DP
Muscogee	Muscogee County Sheriff	DP	DP	DP	DP	DP	DP	DP
Muscogee	Columbus Police	DP	PO	FTU	FTU	FTU	FTU	DP
Richmond	Augusta-Richmond Co Sheriff	FTU	FTU	FTU	DP	FTU	FTU	FTU

Table 12a - continued

County	Name of agency	Agencies with a special unit, designated personnel, or policies and procedures that address:						
		Child abuse	Domestic violence	Drug education in schools	Gangs	Juvenile delinquency	Missing children	Youth outreach
HAWAII								
Hawaii	Hawaii County Police	DP	FTU	FTU	FTU	FTU	DP	DP
Honolulu	Honolulu Police	FTU	FTU	FTU	FTU	FTU	FTU	DP
Kauai	Kauai County Police	FTU	FTU	FTU	FTU	FTU	FTU	FTU
Maui	Maui County Police	FTU	FTU	FTU	FTU	FTU	FTU	DP
IDAHO								
Ada	Boise Police	FTU	DP	FTU	FTU	FTU	DP	FTU
Canyon	Canyon County Sheriff	FTU	FTU	FTU	FTU	FTU	DP	DP
ILLINOIS								
Champaign	Champaign Police	DP	PO	PO	PO	DP	DP	DP
Cook	Cook County Sheriff	---	---	---	---	---	---	---
Cook	Arlington Heights Police	FTU	PO	FTU	FTU	FTU	FTU	FTU
Cook	Chicago Police	PO	FTU	FTU	FTU	FTU	FTU	FTU
Cook	Cicero Police	DP	DP	FTU	FTU	DP	DP	DP
Cook	Evanston Police	PO	PO	DP	FTU	FTU	PO	FTU
Cook	Oak Lawn Police	PO	PO	DP	DP	DP	PO	DP
Cook	Oak Park Police	DP	DP	DP	DP	FTU	DP	FTU
Cook	Schaumburg Police	PO	PO	PO	PO	FTU	PO	PO
Cook	Skokie Police	PO	PO	FTU	PO	DP	PO	FTU
Du Page	Du Page County Sheriff	DP	FTU	FTU	FTU	FTU	PO	PO
Du Page	Naperville Police	FTU	DP	FTU	DP	FTU	DP	DP
Kane	Aurora Police	-	FTU	DP	FTU	FTU	DP	-
Kane	Elgin Police	DP	DP	FTU	FTU	FTU	PO	DP
Lake	Lake County Sheriff	DP	PO	-	DP	FTU	FTU	DP
Lake	Waukegan Police	FTU	FTU	FTU	FTU	FTU	FTU	DP
Macon	Decatur Police	PO	PO	FTU	FTU	FTU	FTU	PO
Peoria	Peoria Police	FTU	FTU	DP	FTU	FTU	DP	DP
Sangamon	Springfield Police	DP	FTU	DP	FTU	FTU	DP	DP
Will	Will County Sheriff	FTU	FTU	FTU	FTU	FTU	DP	DP
Will	Joliet Police	DP	DP	FTU	FTU	FTU	FTU	DP
Winnebago	Winnebago County Sheriff	DP	FTU	FTU	-	DP	PO	-
Winnebago	Rockford Police	FTU	PO	-	FTU	FTU	FTU	-
INDIANA								
Allen	Allen County Sheriff	PO	PO	FTU	PO	PO	PO	PO
Allen	Fort Wayne Police	DP	PO	FTU	PO	FTU	DP	PO
Delaware	Muncie Police	FTU	FTU	FTU	FTU	FTU	FTU	DP
Elkhart	Elkhart Police	FTU	PO	FTU	DP	DP	DP	DP
Howard	Kokomo Police	FTU	FTU	FTU	PO	FTU	FTU	PO
Lake	Lake County Sheriff	FTU	FTU	FTU	FTU	FTU	FTU	FTU
Lake	East Chicago Police	DP	PO	FTU	FTU	FTU	DP	FTU
Lake	Gary Police	DP	PO	FTU	FTU	FTU	DP	FTU
Lake	Hammond Police	PO	FTU	FTU	FTU	FTU	PO	-
Madison	Anderson Police	FTU	PO	FTU	DP	FTU	FTU	FTU
Marion	Marion County Sheriff	FTU	FTU	FTU	FTU	DP	FTU	FTU
Marion	Indianapolis Police	FTU	FTU	FTU	FTU	FTU	FTU	FTU
St. Joseph	St. Joseph County Sheriff	DP	FTU	FTU	DP	DP	DP	-
St. Joseph	South Bend Police	PO	FTU	FTU	PO	PO	PO	PO
Vanderburgh	Vanderburgh County Sheriff	DP	FTU	FTU	DP	DP	DP	FTU
Vanderburgh	Evansville Police	FTU	FTU	DP	DP	FTU	FTU	DP
Vigo	Terre Haute Police	FTU	DP	FTU	FTU	FTU	DP	DP
IOWA								
Black Hawk	Waterloo Police	FTU	FTU	FTU	PO	FTU	DP	PO
Linn	Cedar Rapids Police	PO	PO	FTU	PO	FTU	DP	-
Polk	Polk County Sheriff	DP	PO	FTU	PO	DP	DP	FTU
Polk	Des Moines Police	FTU	PO	PO	PO	PO	PO	-
Pottawattamie	Council Bluffs Police	DP	FTU	DP	DP	DP	DP	-
Scott	Davenport Police	FTU	PO	FTU	FTU	PO	PO	FTU
Woodbury	Sioux City Police	DP	PO	FTU	FTU	FTU	FTU	-
KANSAS								
Douglas	Lawrence Police	FTU	PO	FTU	FTU	FTU	DP	DP
Johnson	Johnson County Sheriff	DP	DP	DP	DP	DP	DP	DP
Johnson	Olathe Police	DP	DP	FTU	DP	DP	DP	DP
Johnson	Overland Park Police	DP	PO	FTU	DP	DP	DP	-
Sedgwick	Sedgwick County Sheriff	FTU	PO	FTU	FTU	PO	FTU	-
Sedgwick	Wichita Police	PO	FTU	-	FTU	-	FTU	-
Shawnee	Topeka Police	FTU	FTU	FTU	DP	FTU	FTU	DP
Wyandotte	Kansas City Police	FTU	PO	FTU	DP	PO	PO	-

Table 12a - continued

County	Name of agency	Agencies with a special unit, designated personnel, or policies and procedures that address:						
		Child abuse	Domestic violence	Drug education in schools	Gangs	Juvenile delinquency	Missing children	Youth outreach
KENTUCKY								
Fayette	Lexington-Fayette County Police	FTU	FTU	FTU	DP	PO	FTU	FTU
Jefferson	Jefferson County Police	FTU	FTU	DP	DP	-	FTU	FTU
Jefferson	Louisville Police	FTU	FTU	FTU	FTU	PO	FTU	DP
Kenton	Covington Police	FTU	FTU	FTU	FTU	FTU	FTU	FTU
LOUISIANA								
Ascension	Ascension Parish Sheriff	FTU	FTU	FTU	DP	FTU	DP	-
Bossier	Bossier Parish Sheriff	PO	FTU	FTU	-	PO	PO	-
Bossier	Bossier Police	FTU	FTU	DP	DP	FTU	FTU	DP
Caddo	Caddo Parish Sheriff	DP	DP	FTU	FTU	FTU	DP	DP
Caddo	Shreveport Police	FTU	PO	FTU	DP	FTU	DP	-
Calcasieu	Calcasieu Parish Sheriff	FTU	DP	FTU	-	DP	DP	DP
Calcasieu	Lake Charles Police	DP	DP	FTU	DP	FTU	DP	DP
E. Baton Rouge	E. Baton Rouge Parish Sheriff	DP	PO	-	DP	DP	DP	-
E. Baton Rouge	Baton Rouge Police	DP	DP	FTU	DP	FTU	FTU	DP
Jefferson	Jefferson Parish Sheriff	FTU	FTU	FTU	FTU	FTU	FTU	DP
Jefferson	Kenner Police	PO	PO	FTU	FTU	FTU	PO	DP
Lafayette	Lafayette Parish Sheriff	FTU	FTU	FTU	-	FTU	FTU	-
Lafayette	Lafayette Police	DP	PO	FTU	PO	FTU	DP	DP
Lafourche	Lafourche Parish Sheriff	FTU	FTU	FTU	PO	FTU	FTU	FTU
Livingston	Livingston Parish Sheriff	PO	PO	DP	PO	DP	PO	PO
Morehouse	Morehouse Parish Sheriff	DP	PO	FTU	-	FTU	FTU	-
Orleans	Orleans Parish Sheriff	PO	PO	FTU	PO	FTU	PO	FTU
Orleans	New Orleans Police	FTU	PO	FTU	FTU	FTU	FTU	DP
Ouachita	Ouachita Parish Sheriff	---	---	---	---	---	---	---
Ouachita	Monroe Police	FTU	FTU	FTU	FTU	FTU	DP	PO
Plaquemines	Plaquemines Parish Sheriff	DP	DP	FTU	DP	FTU	DP	DP
Rapides	Rapides Parish Sheriff	DP	FTU	FTU	PO	FTU	DP	PO
Rapides	Alexandria Police	FTU	DP	FTU	DP	FTU	FTU	DP
St. Charles	St. Charles Parish Sheriff	DP	PO	FTU	-	FTU	FTU	-
St. John the Baptist	St. John the Baptist Sheriff	DP	DP	DP	PO	FTU	DP	DP
St. Landry	St. Landry Parish Sheriff	FTU	FTU	FTU	FTU	FTU	-	-
St. Martin	St. Martin Parish Sheriff	DP	DP	FTU	DP	FTU	DP	FTU
St. Tammany	St. Tammany Parish Sheriff	FTU	FTU	FTU	DP	FTU	DP	DP
Terrebonne	Terrebonne Parish Sheriff	PO	FTU	DP	-	DP	DP	-
MAINE								
Cumberland	Portland Police	FTU	FTU	FTU	DP	FTU	FTU	FTU
MARYLAND								
Anne Arundel	Anne Arundel County Police	FTU	DP	FTU	DP	DP	FTU	FTU
Anne Arundel	Annapolis Police	DP	PO	FTU	-	PO	PO	-
Baltimore	Baltimore County Police	FTU	DP	FTU	DP	FTU	FTU	FTU
Baltimore(city)	Baltimore Police	FTU	FTU	FTU	DP	PO	FTU	FTU
Charles	Charles County Sheriff	FTU	FTU	FTU	FTU	FTU	FTU	FTU
Harford	Harford County Sheriff	FTU	FTU	DP	DP	PO	DP	-
Howard	Howard County Police	FTU	DP	FTU	DP	FTU	DP	FTU
Montgomery	Montgomery County Police	FTU	FTU	FTU	FTU	FTU	FTU	FTU
Prince George's	Prince George's County Police	FTU	FTU	FTU	DP	PO	DP	PO
MASSACHUSETTS								
Bristol	Fall River Police	DP	FTU	FTU	FTU	PO	PO	-
Bristol	New Bedford Police	DP	DP	DP	DP	DP	DP	DP
Bristol	Taunton Police	DP	FTU	FTU	DP	PO	PO	-
Essex	Lawrence Police	DP	DP	DP	FTU	PO	PO	PO
Essex	Lynn Police	FTU	FTU	FTU	DP	FTU	FTU	DP
Hampden	Chicopee Police	DP	DP	FTU	FTU	DP	DP	-
Hampden	Holyoke Police	DP	FTU	FTU	FTU	FTU	DP	DP
Hampden	Springfield Police	FTU	FTU	FTU	FTU	FTU	FTU	-
Middlesex	Cambridge Police	DP	FTU	DP	DP	DP	DP	DP
Middlesex	Framingham Police	DP	FTU	DP	DP	FTU	DP	DP
Middlesex	Lowell Police	PO	DP	FTU	PO	PO	-	-
Middlesex	Malden Police	FTU	FTU	FTU	DP	FTU	DP	FTU
Middlesex	Medford Police	---	---	---	---	---	---	---
Middlesex	Newton Police	DP	FTU	FTU	DP	FTU	FTU	DP
Middlesex	Somerville Police	FTU	DP	DP	PO	DP	DP	PO
Middlesex	Waltham Police	FTU	FTU	FTU	FTU	FTU	FTU	DP
Norfolk	Brookline Police	FTU	FTU	FTU	DP	FTU	DP	DP
Norfolk	Quincy Police	FTU	FTU	FTU	PO	FTU	FTU	PO
Plymouth	Brockton Police	DP	FTU	FTU	DP	DP	DP	-
Suffolk	Boston Police	PO	FTU	FTU	FTU	DP	FTU	DP
Suffolk	Revere Police	---	---	---	---	---	---	---
Worcester	Worcester Police	FTU	FTU	FTU	FTU	FTU	FTU	FTU

Table 12a - continued

County	Name of agency	Agencies with a special unit, designated personnel, or policies and procedures that address:						
		Child abuse	Domestic violence	Drug education in schools	Gangs	Juvenile delinquency	Missing children	Youth outreach
MICHIGAN								
Calhoun	Battle Creek Police	-	-	FTU	-	-	-	-
Genesee	Genesee County Sheriff	PO	PO	FTU	DP	PO	PO	-
Genesee	Flint Police	FTU	FTU	FTU	FTU	FTU	FTU	PO
Ingham	Lansing Police	DP	PO	FTU	FTU	DP	DP	-
Kalamazoo	Kalamazoo County Sheriff	DP	PO	FTU	-	PO	PO	-
Kalamazoo	Kalamazoo Police	PO	PO	FTU	-	FTU	PO	-
Kent	Kent County Sheriff	---	---	---	---	---	---	---
Kent	Grand Rapids Police	FTU	FTU	DP	FTU	FTU	FTU	FTU
Kent	Wyoming Police	DP	DP	FTU	DP	DP	DP	DP
Macomb	Macomb County Sheriff	DP	PO	FTU	FTU	FTU	PO	DP
Macomb	Sterling Heights Police	PO	PO	FTU	PO	FTU	PO	PO
Macomb	Warren Police	DP	PO	FTU	FTU	FTU	FTU	-
Oakland	Oakland County Sheriff	PO	PO	FTU	FTU	PO	PO	PO
Oakland	Farmington Hills Police	DP	DP	DP	PO	FTU	DP	DP
Oakland	Pontiac Police	DP	DP	DP	DP	FTU	DP	DP
Oakland	Royal Oak Police	DP	DP	FTU	DP	DP	DP	DP
Oakland	Southfield Police	FTU	FTU	FTU	FTU	FTU	DP	-
Oakland	Troy Police	DP	PO	FTU	PO	FTU	PO	DP
Saginaw	Saginaw Police	DP	DP	DP	FTU	DP	DP	FTU
Washtenaw	Washtenaw County Sheriff	---	---	---	---	---	---	---
Washtenaw	Ann Arbor Police	FTU	FTU	FTU	PO	FTU	DP	DP
Wayne	Wayne County Sheriff	FTU	PO	FTU	PO	FTU	PO	PO
Wayne	Dearborn Police	DP	DP	DP	DP	DP	DP	DP
Wayne	Detroit Police	FTU	FTU	DP	FTU	FTU	DP	FTU
Wayne	Livonia Police	FTU	DP	FTU	DP	FTU	DP	DP
Wayne	Taylor Police	DP	FTU	FTU	-	FTU	DP	DP
Wayne	Westland Police	PO	PO	FTU	-	FTU	FTU	DP
MINNESOTA								
Hennepin	Hennepin County Sheriff	DP	DP	FTU	FTU	DP	DP	PO
Hennepin	Bloomington Police	FTU	FTU	FTU	FTU	FTU	FTU	FTU
Hennepin	Minneapolis Police	FTU	FTU	FTU	FTU	FTU	DP	DP
Olmsted	Rochester Police	DP	PO	-	FTU	FTU	PO	-
Ramsey	Ramsey County Sheriff	---	---	---	---	---	---	---
Ramsey	St. Paul Police	FTU	FTU	FTU	FTU	FTU	FTU	FTU
St. Louis	Duluth Police	FTU	FTU	FTU	FTU	FTU	FTU	FTU
MISSISSIPPI								
Forrest	Hattiesburg Police	DP	PO	FTU	PO	FTU	PO	DP
Harrison	Harrison County Sheriff	FTU	DP	DP	DP	DP	DP	FTU
Harrison	Biloxi Police	-	-	FTU	-	FTU	-	-
Harrison	Gulfport Police	FTU	FTU	FTU	-	FTU	-	-
Hinds	Jackson Police	FTU	FTU	FTU	-	FTU	FTU	FTU
Lauderdale	Meridian Police	FTU	DP	FTU	FTU	FTU	DP	FTU
Lee	Tupelo Police	DP	DP	FTU	DP	FTU	DP	DP
Warren	Vicksburg Police	PO	PO	DP	DP	FTU	DP	DP
Washington	Greenville Police	-	FTU	FTU	-	FTU	FTU	-
MISSOURI								
Boone	Columbia Police	FTU	FTU	FTU	-	FTU	FTU	-
Buchanan	St. Joseph Police	FTU	FTU	FTU	PO	PO	PO	PO
Greene	Springfield Police	FTU	PO	FTU	FTU	FTU	FTU	-
Jackson	Independence Police	DP	DP	FTU	DP	DP	DP	DP
Jackson	Kansas City Police	FTU	FTU	FTU	FTU	FTU	FTU	FTU
Jefferson	Jefferson County Sheriff	DP	FTU	FTU	FTU	DP	DP	DP
St. Charles	St. Charles County Sheriff	DP	DP	DP	FTU	FTU	DP	DP
St. Charles	St. Charles Police	---	---	---	---	---	---	---
St. Louis	St. Louis County Police	FTU	FTU	FTU	FTU	DP	DP	-
St. Louis(city)	St. Louis Police	FTU	FTU	FTU	FTU	FTU	FTU	PO
MONTANA								
Yellowstone	Billings Police	DP	PO	DP	PO	DP	DP	PO
NEBRASKA								
Douglas	Douglas County Sheriff	FTU	-	FTU	-	-	-	-
Douglas	Omaha Police	DP	DP	DP	DP	DP	DP	DP
Lancaster	Lincoln Police	DP	DP	DP	PO	DP	DP	DP
Sarpy	Sarpy County Sheriff	DP	PO	FTU	FTU	PO	DP	-

Table 12a - continued

County	Name of agency	Agencies with a special unit, designated personnel, or policies and procedures that address:						
		Child abuse	Domestic violence	Drug education in schools	Gangs	Juvenile delinquency	Missing children	Youth outreach
NEVADA								
Clark	Las Vegas Metropolitan Police	FTU	FTU	FTU	FTU	FTU	DP	DP
Clark	Henderson Police	PO	PO	FTU	DP	PO	PO	DP
Clark	North Las Vegas Police	DP	DP	FTU	FTU	FTU	FTU	DP
Washoe	Washoe County Sheriff	FTU	FTU	FTU	FTU	FTU	DP	FTU
Washoe	Reno Police	FTU	FTU	FTU	FTU	PO	FTU	DP
NEW HAMPSHIRE								
Hillsborough	Manchester Police	FTU	FTU	FTU	DP	FTU	DP	DP
Hillsborough	Nashua Police	PO	FTU	FTU	DP	FTU	DP	FTU
NEW JERSEY								
Atlantic	Atlantic City Police	DP	DP	DP	DP	DP	DP	DP
Bergen	Hackensack Police	DP	DP	FTU	DP	FTU	FTU	DP
Camden	Camden Police	DP	FTU	DP	FTU	FTU	FTU	FTU
Camden	Cherry Hill Police	DP	PO	DP	-	FTU	FTU	-
Cape May	Cape May County Sheriff	-	PO	PO	-	DP	DP	FTU
Cumberland	Vineland Police	PO	FTU	FTU	DP	FTU	DP	-
Essex	Belleville Police	DP	DP	FTU	PO	FTU	PO	PO
Essex	Bloomfield Police	DP	PO	DP	DP	FTU	DP	FTU
Essex	East Orange Police	FTU	DP	DP	DP	FTU	FTU	FTU
Essex	Irvington Police	DP	PO	DP	DP	DP	DP	-
Essex	Montclair Police	DP	FTU	DP	DP	FTU	DP	DP
Essex	Newark Police	DP	FTU	FTU	FTU	FTU	FTU	FTU
Essex	Orange Police	FTU	PO	-	-	FTU	FTU	-
Essex	West Orange Police	DP	FTU	FTU	-	FTU	DP	FTU
Hudson	Hudson County Sheriff	PO	PO	-	-	-	DP	-
Hudson	Bayonne Police	DP	DP	FTU	DP	FTU	FTU	FTU
Hudson	Hoboken Police	PO	PO	DP	DP	DP	DP	DP
Hudson	Jersey City Police	PO	DP	DP	PO	FTU	PO	PO
Hudson	Kearny Police	---	---	---	---	---	---	---
Hudson	North Bergen Police	PO	DP	DP	DP	FTU	DP	PO
Hudson	Union City Police	PO	PO	DP	PO	FTU	FTU	DP
Hudson	West New York Police	DP	DP	FTU	FTU	FTU	DP	DP
Mercer	Hamilton Police	FTU	DP	FTU	FTU	FTU	DP	PO
Mercer	Trenton Police	DP	DP	FTU	DP	FTU	FTU	FTU
Middlesex	Edison Police	---	---	---	---	---	---	---
Middlesex	New Brunswick Police	DP	FTU	DP	DP	FTU	DP	DP
Middlesex	Perth Amboy Police	DP	FTU	DP	DP	FTU	DP	DP
Middlesex	Woodbridge Police	DP	DP	FTU	DP	FTU	FTU	DP
Morris	Parsippany Police	-	DP	DP	-	FTU	PO	FTU
Ocean	Brick Township Police	DP	DP	FTU	DP	FTU	DP	DP
Ocean	Dover Township Police	DP	DP	DP	DP	FTU	FTU	DP
Passaic	Passaic County Sheriff	PO	DP	DP	DP	DP	DP	-
Passaic	Clifton Police	DP	DP	FTU	DP	FTU	DP	FTU
Passaic	Passaic Police	DP	PO	DP	-	FTU	PO	-
Passaic	Paterson Police	---	---	---	---	---	---	---
Passaic	Wayne Police	DP	DP	DP	DP	FTU	DP	DP
Union	Elizabeth Police	DP	FTU	FTU	DP	FTU	DP	DP
Union	Linden Police	FTU	-	PO	PO	FTU	FTU	PO
Union	Plainfield Police	DP	FTU	DP	DP	FTU	DP	DP
Union	Union Police	FTU	FTU	FTU	FTU	FTU	FTU	FTU
NEW MEXICO								
Bernalillo	Bernalillo County Sheriff	FTU	DP	FTU	FTU	DP	FTU	-
Bernalillo	Albuquerque Police	FTU	DP	FTU	FTU	PO	FTU	FTU
Dona Ana	Las Cruces Police	PO	DP	DP	FTU	DP	DP	DP
Santa Fe	Santa Fe Police	DP	DP	DP	FTU	FTU	PO	-
NEW YORK								
Albany	Albany County Sheriff	PO	FTU	-	PO	PO	-	-
Albany	Albany Police	FTU	FTU	FTU	FTU	FTU	FTU	FTU
Albany	Colonie Police	FTU	PO	FTU	DP	FTU	DP	FTU
Broome	Binghamton Police	DP	DP	DP	DP	FTU	DP	DP
Dutchess	Dutchess County Sheriff	FTU	FTU	FTU	-	FTU	DP	FTU
Erie	Erie County Sheriff	FTU	DP	DP	-	PO	PO	DP
Erie	Amherst Police	DP	FTU	FTU	DP	FTU	DP	DP
Erie	Buffalo Police	FTU	FTU	FTU	FTU	FTU	DP	FTU
Erie	Cheektowaga Police	DP	DP	FTU	PO	FTU	FTU	FTU
Erie	Tonawanda Police	FTU	FTU	FTU	PO	FTU	DP	DP
Monroe	Monroe County Sheriff	DP	PO	FTU	-	FTU	PO	FTU
Monroe	Rochester Police	FTU	FTU	DP	DP	FTU	DP	FTU

Table 12a - continued

County	Name of agency	Agencies with a special unit, designated personnel, or policies and procedures that address:						
		Child abuse	Domestic violence	Drug education in schools	Gangs	Juvenile delinquency	Missing children	Youth outreach
NEW YORK (cont)								
Nassau	Nassau County Police	DP	DP	FTU	FTU	FTU	PO	FTU
Nassau	Hempstead Police	FTU	FTU	FTU	FTU	FTU	FTU	FTU
New York City	New York City Police	FTU	FTU	FTU	FTU	FTU	FTU	FTU
Niagara	Niagara County Sheriff	DP	FTU	FTU	DP	FTU	DP	DP
Niagara	Niagara Falls Police	FTU	FTU	FTU	PO	FTU	FTU	FTU
Oneida	Utica Police	DP	PO	FTU	PO	FTU	FTU	-
Onondaga	Onondaga County Sheriff	FTU	PO	FTU	FTU	DP	DP	FTU
Onondaga	Syracuse Police	FTU	FTU	FTU	-	FTU	FTU	FTU
Rensselaer	Troy Police	DP	FTU	FTU	PO	DP	DP	FTU
Rockland	Rockland County Sheriff	PO	PO	-	-	-	FTU	DP
Rockland	Clarkstown Police	PO	PO	DP	DP	DP	DP	PO
Rockland	Ramapo Police	FTU	PO	FTU	-	FTU	FTU	-
Schenectady	Schenectady Police	DP	DP	FTU	-	FTU	DP	-
Suffolk	Suffolk County Sheriff	FTU	FTU	-	FTU	FTU	DP	FTU
Suffolk	Suffolk County Police	PO	FTU	FTU	DP	FTU	FTU	DP
Westchester	Westchester County Police	DP	PO	FTU	DP	PO	PO	DP
Westchester	Greenburgh Police	FTU	PO	FTU	FTU	FTU	FTU	FTU
Westchester	Mt. Vernon Police	PO	PO	FTU	-	DP	PO	-
Westchester	New Rochelle Police	DP	DP	DP	DP	DP	DP	DP
Westchester	White Plains Police	DP	DP	DP	DP	DP	DP	DP
Westchester	Yonkers Police	PO	PO	FTU	FTU	FTU	PO	FTU
NORTH CAROLINA								
Alamance	Burlington Police	DP	DP	FTU	PO	FTU	DP	FTU
Buncombe	Buncombe County Sheriff	FTU	FTU	FTU	FTU	FTU	FTU	PO
Buncombe	Asheville Police	FTU	DP	FTU	DP	FTU	FTU	DP
Cabarrus	Cabarrus County Sheriff	DP	PO	FTU	DP	-	PO	DP
Catawba	Hickory Police	-	-	FTU	-	-	-	-
Cumberland	Cumberland County Sheriff	FTU	DP	FTU	FTU	FTU	DP	FTU
Cumberland	Fayetteville Police	FTU	PO	-	FTU	FTU	FTU	FTU
Davidson	Davidson County Sheriff	FTU	DP	FTU	DP	DP	DP	-
Durham	Durham County Sheriff	FTU	FTU	FTU	FTU	FTU	DP	FTU
Durham	Durham Police	DP	FTU	FTU	FTU	FTU	DP	DP
Forsyth	Forsyth County Sheriff	FTU	FTU	FTU	FTU	FTU	PO	FTU
Forsyth	Winston-Salem Police	FTU	FTU	FTU	FTU	FTU	DP	DP
Gaston	Gaston County Police	DP	-	FTU	DP	FTU	FTU	DP
Gaston	Gastonia Police	DP	FTU	DP	DP	FTU	FTU	-
Guilford	Guilford County Sheriff	DP	FTU	FTU	DP	DP	DP	-
Guilford	Greensboro Police	FTU	PO	FTU	FTU	FTU	FTU	PO
Guilford	High Point Police	DP	PO	FTU	FTU	DP	DP	-
Mecklenburg	Charlotte-Mecklenburg Police	FTU	FTU	DP	DP	FTU	DP	FTU
Nash	Rocky Mount Police	DP	FTU	FTU	DP	FTU	FTU	DP
New Hanover	Wilmington Police	DP	FTU	FTU	FTU	FTU	DP	FTU
Orange	Orange County Sheriff	FTU	FTU	FTU	FTU	FTU	FTU	FTU
Pitt	Greenville Police	DP	DP	FTU	-	FTU	DP	DP
Rowan	Rowan County Sheriff	FTU	DP	FTU	-	FTU	FTU	DP
Union	Union County Sheriff	FTU	DP	FTU	-	FTU	DP	DP
Wake	Wake County Sheriff	FTU	FTU	FTU	DP	FTU	FTU	PO
Wake	Raleigh Police	DP	FTU	FTU	DP	FTU	DP	-
Wilson	Wilson Police	DP	FTU	DP	-	FTU	PO	DP
OHIO								
Butler	Butler County Sheriff	DP	FTU	FTU	-	DP	DP	PO
Butler	Hamilton Police	DP	DP	FTU	DP	FTU	DP	-
Clark	Clark County Sheriff	DP	DP	FTU	DP	DP	DP	-
Clark	Springfield Police	FTU	DP	FTU	PO	FTU	DP	DP
Cuyahoga	Cleveland Police	FTU	FTU	FTU	FTU	FTU	FTU	FTU
Cuyahoga	Cleveland Heights Police	DP	DP	FTU	DP	FTU	FTU	FTU
Cuyahoga	Euclid Police	DP	PO	FTU	DP	FTU	FTU	FTU
Franklin	Franklin County Sheriff	DP	DP	PO	DP	FTU	FTU	PO
Franklin	Columbus Police	FTU	FTU	FTU	FTU	FTU	FTU	DP
Hamilton	Hamilton County Sheriff	FTU	PO	DP	PO	FTU	PO	PO
Hamilton	Cincinnati Police	FTU	DP	FTU	FTU	DP	FTU	FTU
Lorain	Lorain Police	DP	FTU	DP	DP	DP	DP	DP
Lucas	Lucas County Sheriff	DP	FTU	FTU	FTU	DP	DP	DP
Lucas	Toledo Police	DP	FTU	FTU	FTU	PO	DP	DP
Mahoning	Youngstown Police	FTU	FTU	FTU	FTU	FTU	FTU	PO
Montgomery	Montgomery County Sheriff	FTU	FTU	FTU	DP	FTU	FTU	PO
Montgomery	Dayton Police	FTU	FTU	DP	PO	FTU	FTU	-
Stark	Stark County Sheriff	PO	FTU	FTU	PO	PO	PO	-
Stark	Canton Police	DP	DP	FTU	DP	FTU	DP	-
Summit	Summit County Sheriff	DP	FTU	FTU	DP	DP	DP	DP
Summit	Akron Police	FTU	FTU	FTU	FTU	FTU	FTU	FTU

Table 12a - continued

County	Name of agency	Agencies with a special unit, designated personnel, or policies and procedures that address:						
		Child abuse	Domestic violence	Drug education in schools	Gangs	Juvenile delinquency	Missing children	Youth outreach
OKLAHOMA								
Cleveland	Norman Police	DP	PO	FTU	DP	FTU	FTU	-
Comanche	Lawton Police	PO	PO	-	PO	PO	PO	-
Oklahoma	Oklahoma County Sheriff	PO	PO	FTU	FTU	FTU	DP	FTU
Oklahoma	Oklahoma City Police	FTU	FTU	FTU	FTU	DP	FTU	FTU
Tulsa	Tulsa County Sheriff	-	DP	DP	FTU	DP	PO	DP
Tulsa	Tulsa Police	FTU	FTU	FTU	FTU	PO	FTU	-
OREGON								
Clackamas	Clackamas County Sheriff	FTU	DP	DP	DP	PO	-	-
Douglas	Douglas County Sheriff	DP	DP	DP	DP	DP	DP	PO
Jackson	Jackson County Sheriff	FTU	DP	FTU	DP	DP	DP	DP
Lane	Lane County Sheriff	FTU	FTU	FTU	DP	DP	DP	FTU
Lane	Eugene Police	PO	PO	FTU	PO	PO	PO	-
Marion	Salem Police	FTU	PO	FTU	FTU	FTU	PO	-
Multnomah	Gresham Police	DP	FTU	FTU	DP	FTU	PO	DP
Multnomah	Portland Police	FTU	FTU	FTU	FTU	FTU	PO	FTU
Washington	Washington County Sheriff	FTU	PO	FTU	FTU	PO	PO	PO
Washington	Beaverton Police	DP	PO	FTU	DP	DP	PO	DP
PENNSYLVANIA								
Allegheny	Allegheny County Sheriff	-	-	FTU	-	-	DP	FTU
Allegheny	Allegheny County Police	FTU	PO	DP	FTU	DP	DP	DP
Allegheny	Pittsburgh Police	FTU	FTU	FTU	DP	PO	FTU	-
Berks	Reading Police	FTU	PO	FTU	PO	FTU	PO	DP
Dauphin	Harrisburg Police	DP	FTU	FTU	FTU	FTU	FTU	DP
Delaware	Chester Police	FTU	FTU	-	DP	FTU	-	FTU
Delaware	Upper Darby Township Police	DP	PO	DP	DP	FTU	FTU	-
Erie	Erie Police	FTU	FTU	FTU	FTU	FTU	DP	DP
Lackawanna	Scranton Police	FTU	FTU	FTU	FTU	FTU	FTU	FTU
Lancaster	Lancaster Police	DP	PO	-	DP	FTU	DP	-
Lehigh	Allentown Police	FTU	DP	FTU	DP	FTU	DP	PO
Montgomery	Lower Merion Township Police	DP	PO	FTU	-	FTU	PO	PO
Northampton	Bethlehem Police	FTU	PO	FTU	DP	FTU	FTU	FTU
Philadelphia	Philadelphia Police	FTU	DP	FTU	FTU	FTU	FTU	FTU
RHODE ISLAND								
Kent	Warwick Police	PO	PO	FTU	PO	FTU	FTU	FTU
Providence	Cranston Police	FTU	DP	FTU	DP	FTU	DP	FTU
Providence	Pawtucket Police	PO	PO	FTU	PO	FTU	PO	PO
Providence	Providence Police	DP	FTU	FTU	FTU	FTU	FTU	FTU
SOUTH CAROLINA								
Anderson	Anderson County Sheriff	DP	DP	DP	PO	FTU	DP	FTU
Beaufort	Beaufort County Sheriff	PO	FTU	FTU	PO	PO	PO	DP
Charleston	Charleston County Sheriff	PO	PO	FTU	-	FTU	PO	PO
Charleston	Charleston Police	FTU	FTU	DP	DP	FTU	DP	DP
Charleston	North Charleston Police	DP	FTU	FTU	-	FTU	DP	-
Florence	Florence County Sheriff	FTU	FTU	FTU	DP	DP	DP	DP
Greenville	Greenville County Sheriff	FTU	DP	FTU	FTU	FTU	FTU	FTU
Greenville	Greenville Police	FTU	PO	DP	DP	FTU	FTU	DP
Horry	Horry County Police	DP	FTU	FTU	DP	DP	DP	DP
Horry	Myrtle Beach Police	DP	DP	FTU	DP	DP	DP	FTU
Lexington	Lexington County Sheriff	FTU	FTU	FTU	-	FTU	DP	PO
Richland	Richland County Sheriff	FTU	PO	FTU	DP	DP	DP	-
Richland	Columbia Police	PO	DP	FTU	-	DP	PO	DP
Spartanburg	Spartanburg County Sheriff	FTU	DP	FTU	DP	DP	FTU	FTU
Spartanburg	Spartanburg Police	PO	FTU	FTU	PO	PO	PO	FTU
SOUTH DAKOTA								
Minnehaha	Sioux Falls Police	DP	DP	FTU	DP	DP	DP	-
TENNESSEE								
Blount	Blount County Sheriff	FTU	FTU	FTU	DP	PO	PO	-
Davidson	Nashville Metropolitan Police	FTU	FTU	FTU	DP	FTU	DP	FTU
Hamilton	Hamilton County Sheriff	---	---	---	---	---	---	---
Hamilton	Chattanooga Police	FTU	FTU	FTU	FTU	FTU	FTU	FTU
Knox	Knox County Sheriff	FTU	FTU	FTU	-	FTU	FTU	-
Knox	Knoxville Police	-	FTU	FTU	FTU	FTU	FTU	FTU

Table 12a - continued

County	Name of agency	Agencies with a special unit, designated personnel, or policies and procedures that address:						
		Child abuse	Domestic violence	Drug education in schools	Gangs	Juvenile delinquency	Missing children	Youth outreach
TENNESSEE (cont)								
Madison	Jackson Police	PO	PO	PO	FTU	PO	PO	PO
Montgomery	Clarksville Police	DP	FTU	FTU	FTU	FTU	DP	-
Rutherford	Murfreesboro Police	DP	FTU	FTU	PO	PO	PO	PO
Shelby	Shelby County Sheriff	---	---	---	---	---	---	---
Shelby	Memphis Police	FTU	FTU	DP	FTU	FTU	DP	FTU
Sullivan	Sullivan County Sheriff	FTU	FTU	FTU	DP	FTU	FTU	DP
Washington	Johnson City Police	FTU	FTU	FTU	PO	DP	PO	DP
TEXAS								
Bell	Killeen Police	DP	DP	DP	FTU	FTU	DP	DP
Bell	Temple Police	FTU	FTU	FTU	PO	FTU	PO	PO
Bexar	Bexar County Sheriff	DP	DP	FTU	FTU	DP	DP	DP
Bexar	San Antonio Police	DP	FTU	FTU	FTU	FTU	FTU	FTU
Brazoria	Brazoria County Sheriff	DP	DP	FTU	DP	FTU	DP	DP
Cameron	Brownsville Police	DP	PO	FTU	DP	FTU	FTU	-
Cameron	Harlingen Police	FTU	PO	FTU	FTU	FTU	DP	DP
Collin	Plano Police	FTU	FTU	FTU	DP	FTU	PO	DP
Dallas	Dallas County Sheriff	FTU	DP	DP	DP	DP	DP	-
Dallas	Carrollton Police	DP	DP	DP	DP	FTU	PO	DP
Dallas	Dallas Police	FTU	FTU	FTU	FTU	FTU	FTU	-
Dallas	Garland Police	FTU	FTU	FTU	FTU	FTU	FTU	FTU
Dallas	Grand Prairie Police	FTU	FTU	FTU	FTU	FTU	FTU	FTU
Dallas	Irving Police	DP	FTU	DP	FTU	FTU	FTU	FTU
Dallas	Mesquite Police	DP	DP	FTU	DP	FTU	DP	-
Dallas	Richardson Police	DP	DP	FTU	FTU	FTU	DP	FTU
Denton	Denton County Sheriff	FTU	FTU	FTU	PO	FTU	FTU	FTU
Denton	Denton Police	FTU	FTU	DP	-	FTU	PO	DP
Ector	Odessa Police	DP	PO	FTU	FTU	FTU	PO	FTU
El Paso	El Paso County Sheriff	DP	PO	FTU	FTU	PO	PO	FTU
El Paso	El Paso Police	DP	DP	DP	DP	DP	DP	DP
Fort Bend	Fort Bend County Sheriff	FTU	FTU	FTU	FTU	FTU	DP	FTU
Galveston	Galveston County Sheriff	---	---	---	---	---	---	---
Galveston	Galveston Police	FTU	FTU	FTU	FTU	FTU	FTU	-
Gregg	Longview Police	FTU	FTU	FTU	FTU	FTU	PO	-
Harris	Harris County Sheriff	FTU	FTU	FTU	FTU	FTU	FTU	DP
Harris	Baytown Police	FTU	FTU	FTU	FTU	FTU	FTU	FTU
Harris	Houston Police	FTU	FTU	FTU	FTU	FTU	FTU	FTU
Harris	Pasadena Police	FTU	FTU	FTU	FTU	FTU	FTU	FTU
Hidalgo	Hidalgo County Sheriff	DP	DP	FTU	FTU	FTU	DP	FTU
Hidalgo	McAllen Police	FTU	DP	FTU	FTU	FTU	DP	-
Jefferson	Beaumont Police	FTU	FTU	DP	FTU	FTU	FTU	FTU
Jefferson	Port Arthur Police	FTU	DP	DP	DP	DP	DP	-
Lubbock	Lubbock Police	FTU	FTU	-	FTU	FTU	-	-
McLennan	McLennan County Sheriff	---	---	---	---	---	---	---
McLennan	Waco Police	-	FTU	-	-	-	-	-
Midland	Midland Police	DP	PO	FTU	FTU	FTU	PO	DP
Montgomery	Montgomery County Sheriff	FTU	FTU	FTU	FTU	FTU	DP	DP
Nueces	Nueces County Sheriff	DP	DP	FTU	FTU	DP	DP	FTU
Nueces	Corpus Christi Police	PO	FTU	FTU	FTU	FTU	PO	-
Potter	Amarillo Police	FTU	DP	FTU	DP	FTU	FTU	DP
Smith	Smith County Sheriff	FTU	FTU	PO	-	DP	FTU	-
Smith	Tyler Police	DP	PO	DP	DP	FTU	DP	DP
Tarrant	Tarrant County Sheriff	DP	DP	FTU	DP	FTU	FTU	DP
Tarrant	Arlington Police	FTU	FTU	FTU	FTU	FTU	DP	FTU
Tarrant	Fort Worth Police	FTU	FTU	FTU	FTU	FTU	FTU	DP
Taylor	Abilene Police	DP	DP	DP	DP	FTU	DP	DP
Tom Green	San Angelo Police	FTU	DP	FTU	FTU	FTU	DP	DP
Travis	Travis County Sheriff	FTU	PO	PO	PO	PO	PO	PO
Travis	Austin Police	FTU	FTU	FTU	FTU	FTU	FTU	FTU
Victoria	Victoria County Sheriff	DP	DP	FTU	DP	DP	DP	-
Webb	Webb County Sheriff	DP	DP	DP	DP	DP	DP	DP
Webb	Laredo Police	FTU	FTU	FTU	FTU	FTU	FTU	-
Wichita	Wichita Falls Police	DP	PO	FTU	PO	FTU	FTU	-
Williamson	Williamson County Sheriff	DP	PO	DP	PO	DP	PO	PO
UTAH								
Salt Lake	Salt Lake County Sheriff	FTU	FTU	FTU	FTU	DP	FTU	PO
Salt Lake	Salt Lake City Police	PO	FTU	-	FTU	FTU	PO	PO
Salt Lake	West Valley City Police	DP	FTU	FTU	FTU	FTU	DP	FTU
Utah	Utah County Sheriff	DP	DP	DP	PO	PO	PO	PO
Weber	Ogden Police	FTU	FTU	FTU	FTU	FTU	DP	DP

Table 12a - continued

County	Name of agency	Agencies with a special unit, designated personnel, or policies and procedures that address:						
		Child abuse	Domestic violence	Drug education in schools	Gangs	Juvenile delinquency	Missing children	Youth outreach
VIRGINIA								
Albemarle	Albemarle County Police	PO	DP	FTU	PO	PO	PO	FTU
Alexandria(city)	Alexandria Police	DP	FTU	FTU	FTU	FTU	PO	DP
Arlington	Arlington County Police	DP	DP	FTU	FTU	FTU	DP	FTU
Chesapeake(city)	Chesapeake Police	FTU	FTU	FTU	PO	FTU	DP	PO
Chesterfield	Chesterfield County Police	FTU	DP	FTU	DP	FTU	FTU	FTU
Danville(city)	Danville Police	PO	DP	FTU	PO	FTU	PO	PO
Fairfax	Fairfax County Police	FTU	PO	FTU	FTU	FTU	FTU	FTU
Hampton(city)	Hampton Police	DP	FTU	FTU	PO	PO	FTU	-
Hanover	Hanover County Sheriff	DP	DP	DP	DP	DP	DP	DP
Henrico	Henrico County Police	DP	FTU	FTU	PO	FTU	PO	PO
Loudoun	Loudoun County Sheriff	FTU	PO	FTU	FTU	FTU	FTU	FTU
Lynchburg(city)	Lynchburg Police	PO	DP	DP	PO	PO	PO	DP
Newport News(city)	Newport News Police	FTU	DP	FTU	FTU	FTU	FTU	FTU
Norfolk(city)	Norfolk Police	FTU	FTU	FTU	FTU	FTU	FTU	FTU
Portsmouth(city)	Portsmouth Police	DP	DP	DP	DP	DP	DP	DP
Prince William	Prince William County Police	FTU	DP	FTU	FTU	FTU	FTU	---
Richmond(city)	Richmond Police	FTU	-	FTU	PO	FTU	PO	-
Roanoke(city)	Roanoke Police	FTU	FTU	FTU	DP	FTU	FTU	DP
Suffolk(city)	Suffolk Police	DP	FTU	FTU	-	DP	DP	-
Virginia Beach(city)	Virginia Beach Police	FTU	FTU	---	---	---	FTU	DP
WASHINGTON								
Clark	Clark County Sheriff	FTU	FTU	-	FTU	PO	PO	FTU
Clark	Vancouver Police	FTU	DP	-	FTU	PO	PO	PO
King	King County Sheriff	FTU	FTU	PO	PO	PO	FTU	PO
King	Bellevue Police	FTU	FTU	FTU	FTU	FTU	FTU	DP
King	Federal Way Police	-	-	-	-	FTU	-	-
King	Kent Police	DP	FTU	FTU	-	DP	DP	FTU
King	Seattle Police	FTU	FTU	PO	FTU	FTU	FTU	FTU
Kitsap	Kitsap County Sheriff	DP	DP	DP	DP	PO	PO	DP
Pierce	Pierce County Sheriff	DP	FTU	-	DP	FTU	FTU	FTU
Pierce	Tacoma Police	DP	DP	-	FTU	FTU	DP	-
Snohomish	Snohomish County Sheriff	FTU	DP	FTU	PO	PO	DP	DP
Snohomish	Everett Police	FTU	FTU	FTU	DP	DP	DP	DP
Spokane	Spokane County Sheriff	DP	FTU	FTU	FTU	DP	DP	-
Spokane	Spokane Police	DP	FTU	DP	FTU	-	-	-
Thurston	Thurston County Sheriff	DP	FTU	FTU	DP	DP	DP	PO
Yakima	Yakima Police	FTU	FTU	FTU	FTU	FTU	FTU	DP
WEST VIRGINIA								
Cabell	Huntington Police	DP	DP	DP	DP	FTU	DP	DP
Kanawha	Charleston Police	DP	FTU	FTU	DP	FTU	DP	FTU
WISCONSIN								
Brown	Brown County Sheriff	DP	DP	FTU	FTU	FTU	FTU	FTU
Brown	Green Bay Police	---	---	---	---	---	---	---
Dane	Dane County Sheriff	PO	FTU	FTU	DP	DP	PO	DP
Dane	Madison Police	DP	PO	FTU	FTU	DP	PO	-
Kenosha	Kenosha County Sheriff	FTU	FTU	FTU	-	FTU	DP	-
Kenosha	Kenosha Police	DP	DP	FTU	FTU	DP	PO	-
Milwaukee	Milwaukee County Sheriff	-	DP	FTU	DP	DP	DP	DP
Milwaukee	Milwaukee Police	FTU	PO	FTU	FTU	PO	FTU	FTU
Milwaukee	West Allis Police	FTU	DP	FTU	FTU	FTU	FTU	DP
Outgamie	Appleton Police	DP	DP	DP	FTU	FTU	DP	DP
Racine	Racine County Sheriff	DP	PO	FTU	FTU	DP	DP	DP
Racine	Racine Police	DP	DP	FTU	FTU	DP	DP	DP
Waukesha	Waukesha County Sheriff	DP	PO	FTU	-	DP	DP	DP
Waukesha	Waukesha Police	DP	DP	FTU	DP	FTU	DP	DP

Codes for table are as follows:

"FTU"=Agency has special unit with full-time personnel.

"DP"=Agency has specially designated personnel assigned address to this task as needed, but no full-time special unit..

"PO"=Agency has special policies or procedures that address this task, but no specially designated personnel.

"-"=Agency has no special policies or procedures, or specially designated personnel to address this task.

---Data were not provided by an agency.

Table 13a. Special units, designated personnel, or policies and procedures to address youth and family problems in local law enforcement agencies, 2000

County	Name of agency	Agencies with a special unit, designated personnel, or policies and procedures to address:									
		Specific types of crimes				General issues or tasks					
		Bias/hate crime	Cyber-crime	Drunk driving	Environmental crimes	Crime analysis	Crime prevention	Internal affairs	Prosecutor relations	Repeat offenders	Victim assistance
ALABAMA											
Etowah	Gadsden Police	-	-	FTU	-	PO	FTU	FTU	-	PO	PO
Houston	Dothan Police	-	-	PO	-	DP	DP	FTU	DP	-	DP
Jefferson	Jefferson County Sheriff	DP	FTU	DP	FTU	-	DP	FTU	-	-	FTU
Jefferson	Bessemer Police	PO	-	PO	PO	FTU	FTU	FTU	-	-	-
Jefferson	Birmingham Police	PO	DP	PO	PO	FTU	FTU	FTU	FTU	-	DP
Jefferson	Hoover Police	-	-	DP	-	DP	DP	DP	-	PO	PO
Madison	Huntsville Police	-	PO	FTU	-	FTU	FTU	FTU	PO	PO	PO
Mobile	Mobile County Sheriff	PO	PO	FTU	FTU	FTU	FTU	FTU	PO	PO	PO
Mobile	Mobile Police	PO	-	DP	-	FTU	FTU	FTU	DP	PO	DP
Montgomery	Montgomery County Sheriff	PO	-	DP	-	-	PO	FTU	-	-	DP
Montgomery	Montgomery Police	PO	PO	FTU	-	FTU	FTU	FTU	-	PO	-
Morgan	Decatur Police	DP	-	DP	-	DP	FTU	FTU	DP	-	FTU
Tuscaloosa	Tuscaloosa Police	DP	-	DP	FTU	PO	FTU	FTU	DP	-	DP
ALASKA											
Anchorage	Anchorage Police	PO	DP	DP	PO	FTU	FTU	FTU	PO	-	-
ARIZONA											
Maricopa	Maricopa County Sheriff	---	---	---	---	---	---	---	---	---	---
Maricopa	Chandler Police	DP	FTU	FTU	DP	FTU	FTU	FTU	FTU	FTU	FTU
Maricopa	Glendale Police	DP	FTU	FTU	-	FTU	FTU	FTU	-	FTU	FTU
Maricopa	Mesa Police	PO	FTU	FTU	PO	FTU	FTU	FTU	PO	FTU	FTU
Maricopa	Phoenix Police	FTU	FTU	FTU	-	FTU	FTU	FTU	-	FTU	FTU
Maricopa	Scottsdale Police	DP	DP	FTU	DP	FTU	FTU	FTU	PO	DP	PO
Maricopa	Tempe Police	PO	PO	DP	PO	PO	FTU	FTU	PO	PO	PO
Pima	Pima County Sheriff	DP	DP	DP	DP	DP	DP	DP	DP	DP	DP
Pima	Tucson Police	-	-	DP	DP	-	DP	DP	DP	-	DP
Pinal	Pinal County Sheriff	-	-	FTU	-	DP	FTU	FTU	DP	DP	FTU
Yuma	Yuma Police	DP	DP	PO	DP	FTU	DP	FTU	PO	PO	DP
ARKANSAS											
Craighead	Jonesboro Police	-	-	-	-	-	-	-	-	-	-
Jefferson	Pine Bluff Police	PO	-	PO	-	DP	FTU	FTU	PO	-	-
Pulaski	Pulaski County Sheriff	-	PO	FTU	-	PO	PO	FTU	PO	PO	PO
Pulaski	Little Rock Police	FTU	-	FTU	-	FTU	FTU	FTU	-	-	FTU
Pulaski	North Little Rock Police	-	DP	DP	-	DP	DP	FTU	-	DP	FTU
Sebastian	Fort Smith Police	-	-	DP	-	FTU	FTU	FTU	-	-	-
CALIFORNIA											
Alameda	Alameda County Sheriff	DP	DP	PO	DP	FTU	FTU	FTU	PO	PO	DP
Alameda	Alameda Police	DP	DP	PO	DP	FTU	FTU	FTU	DP	FTU	PO
Alameda	Berkeley Police	PO	FTU	PO	-	FTU	FTU	FTU	PO	-	FTU
Alameda	Fremont Police	DP	FTU	DP	-	FTU	FTU	FTU	FTU	DP	FTU
Alameda	Hayward Police	PO	PO	FTU	-	FTU	FTU	FTU	FTU	-	-
Alameda	Oakland Police	DP	PO	DP	FTU	FTU	FTU	FTU	PO	DP	DP
Butte	Butte County Sheriff	DP	PO	PO	PO	DP	FTU	FTU	DP	-	DP
Contra Costa	Contra Costa County Sheriff	DP	DP	PO	PO	FTU	FTU	FTU	DP	DP	PO
Contra Costa	Concord Police	PO	DP	DP	PO	FTU	DP	FTU	PO	PO	DP
Contra Costa	Richmond Police	FTU	DP	FTU	PO	FTU	FTU	FTU	PO	PO	FTU
El Dorado	El Dorado County Sheriff	DP	FTU	PO	-	FTU	DP	FTU	-	-	-
Fresno	Fresno County Sheriff	-	-	-	-	FTU	FTU	FTU	FTU	-	FTU
Fresno	Fresno Police	FTU	DP	PO	-	FTU	FTU	FTU	FTU	PO	PO
Kern	Kern County Sheriff	PO	DP	DP	-	-	FTU	FTU	-	-	-
Kern	Bakersfield Police	FTU	FTU	FTU	FTU	FTU	FTU	FTU	FTU	FTU	FTU
Los Angeles	Los Angeles County Sheriff	DP	FTU	PO	PO	FTU	DP	FTU	DP	FTU	DP
Los Angeles	Beverly Hills Police	DP	DP	FTU	DP	DP	FTU	FTU	DP	PO	DP
Los Angeles	Burbank Police	DP	-	PO	-	DP	FTU	FTU	DP	-	PO
Los Angeles	Culver City Police	---	---	---	---	---	---	---	---	---	---
Los Angeles	Downey Police	PO	-	-	-	-	-	DP	-	-	PO
Los Angeles	El Monte Police	DP	DP	DP	DP	FTU	FTU	FTU	DP	DP	DP
Los Angeles	Glendale Police	FTU	DP	DP	DP	FTU	FTU	FTU	FTU	FTU	DP
Los Angeles	Inglewood Police	PO	-	FTU	-	FTU	FTU	FTU	-	-	-
Los Angeles	Long Beach Police	DP	FTU	FTU	PO	FTU	FTU	FTU	-	FTU	PO
Los Angeles	Los Angeles Police	FTU	FTU	FTU	FTU	FTU	FTU	FTU	FTU	FTU	FTU
Los Angeles	Pasadena Police	DP	DP	PO	-	FTU	FTU	FTU	PO	PO	FTU
Los Angeles	Pomona Police	PO	PO	PO	-	FTU	FTU	FTU	-	-	-
Los Angeles	Redondo Beach Police	DP	FTU	FTU	DP	FTU	DP	FTU	DP	DP	FTU
Los Angeles	Santa Monica Police	PO	DP	PO	DP	FTU	FTU	FTU	-	FTU	DP
Los Angeles	Torrance Police	DP	FTU	FTU	-	FTU	FTU	FTU	FTU	-	FTU
Los Angeles	West Covina Police	DP	DP	FTU	-	FTU	FTU	FTU	FTU	-	FTU
Los Angeles	Whittier Police	DP	DP	DP	DP	DP	DP	DP	PO	PO	PO

Table 13a - continued

		Agencies with a special unit, designated personnel, or policies and procedures to address:									
		Specific types of crimes				General issues or tasks					
County	Name of agency	Bias/hate crime	Cyber-crime	Drunk driving	Environmen-tal crimes	Crime analysis	Crime prevention	Internal affairs	Prosecutor relations	Repeat offenders	Victim assistance
CALIFORNIA (cont)											
Marin	Marin County Sheriff	DP	-	DP	DP	FTU	FTU	DP	DP	DP	DP
Monterey	Monterey County Sheriff	-	-	-	-	-	-	FTU	-	-	-
Monterey	Salinas Police	PO	-	PO	-	DP	FTU	FTU	DP	-	PO
Orange	Orange County Sheriff-Coroner	-	FTU	-	FTU	-	FTU	FTU	-	-	FTU
Orange	Anaheim Police	FTU	FTU	FTU	FTU	FTU	FTU	FTU	FTU	-	FTU
Orange	Brea Police	DP	DP	DP	PO	DP	DP	DP	DP	-	DP
Orange	Costa Mesa Police	---	---	---	---	---	---	---	---	---	---
Orange	Fullerton Police	PO	-	-	-	FTU	FTU	PO	FTU	-	PO
Orange	Garden Grove Police	PO	PO	DP	PO	FTU	DP	FTU	DP	PO	DP
Orange	Huntington Beach Police	FTU	DP	DP	-	FTU	FTU	FTU	-	-	DP
Orange	Irvine Police	DP	FTU	FTU	DP	FTU	FTU	FTU	FTU	-	FTU
Orange	Newport Beach Police	DP	DP	DP	FTU	FTU	FTU	FTU	FTU	DP	DP
Orange	Orange Police	DP	-	DP	-	FTU	FTU	FTU	-	-	-
Orange	Santa Ana Police	PO	PO	FTU	-	FTU	FTU	FTU	FTU	-	FTU
Orange	Westminster Police	PO	-	DP	-	FTU	FTU	DP	DP	FTU	DP
Placer	Placer County Sheriff	-	FTU	PO	-	FTU	FTU	DP	-	-	-
Riverside	Riverside County Sheriff	PO	FTU	PO	-	FTU	DP	FTU	DP	FTU	-
Riverside	Corona Police	DP	DP	FTU	DP	FTU	FTU	FTU	DP	DP	FTU
Riverside	Riverside Police	DP	DP	DP	-	FTU	FTU	FTU	-	-	-
Sacramento	Sacramento County Sheriff	FTU	FTU	DP	PO	FTU	FTU	FTU	PO	PO	DP
Sacramento	Sacramento Police	DP	DP	DP	PO	FTU	DP	FTU	-	DP	PO
San Bernardino	San Bernardino County Sheriff	PO	FTU	FTU	FTU	FTU	FTU	FTU	FTU	PO	-
San Bernardino	Fontana Police	DP	DP	DP	DP	FTU	FTU	FTU	FTU	DP	DP
San Bernardino	Ontario Police	PO	PO	DP	PO	FTU	FTU	FTU	DP	PO	DP
San Bernardino	Rialto Police	DP	PO	FTU	-	FTU	FTU	FTU	PO	PO	PO
San Bernardino	San Bernardino Police	DP	DP	DP	PO	FTU	FTU	FTU	FTU	FTU	PO
San Diego	San Diego County Sheriff	FTU	FTU	DP	DP	FTU	FTU	FTU	DP	DP	FTU
San Diego	Chula Vista Police	DP	DP	DP	-	FTU	FTU	FTU	DP	FTU	-
San Diego	El Cajon Police	FTU	FTU	DP	PO	FTU	FTU	FTU	DP	DP	FTU
San Diego	Escondido Police	DP	DP	PO	DP	FTU	DP	FTU	PO	-	DP
San Diego	Oceanside Police	DP	DP	DP	-	DP	DP	FTU	DP	DP	DP
San Diego	San Diego Police	DP	DP	DP	DP	FTU	FTU	FTU	FTU	PO	DP
San Francisco	San Francisco Police	FTU	DP	PO	DP	DP	PO	FTU	PO	FTU	PO
San Joaquin	San Joaquin County Sheriff	DP	FTU	DP	FTU	FTU	FTU	FTU	FTU	DP	PO
San Joaquin	Stockton Police	DP	DP	DP	-	FTU	FTU	FTU	-	-	-
San Luis Obispo	San Luis Obispo County Sheriff	PO	-	PO	PO	FTU	FTU	FTU	PO	PO	PO
San Mateo	San Mateo County Sheriff	DP	FTU	DP	PO	FTU	FTU	FTU	FTU	FTU	PO
San Mateo	Daly City Police	DP	DP	-	-	-	DP	DP	DP	-	-
San Mateo	San Mateo Police	DP	DP	DP	PO	FTU	FTU	DP	DP	PO	PO
Santa Barbara	Santa Barbara County Sheriff	DP	FTU	PO	-	FTU	DP	FTU	DP	PO	PO
Santa Barbara	Santa Barbara Police	PO	PO	FTU	PO	FTU	DP	FTU	PO	PO	PO
Santa Clara	Santa Clara County Sheriff	DP	DP	DP	-	FTU	FTU	FTU	-	PO	DP
Santa Clara	San Jose Police	FTU	FTU	FTU	DP	FTU	FTU	FTU	-	FTU	FTU
Santa Clara	Santa Clara Police	---	---	---	---	---	---	---	---	---	---
Santa Clara	Sunnyvale Police	DP	DP	DP	PO	FTU	FTU	FTU	FTU	DP	DP
Santa Cruz	Santa Cruz County Sheriff	DP	FTU	PO	PO	DP	DP	FTU	DP	DP	DP
Shasta	Shasta County Sheriff	PO	-	PO	-	FTU	DP	DP	-	PO	PO
Solano	Fairfield Police	-	-	FTU	-	-	FTU	FTU	DP	-	-
Solano	Vallejo Police	PO	DP	PO	DP	FTU	DP	FTU	DP	-	PO
Sonoma	Sonoma County Sheriff-Coroner	DP	DP	PO	DP	FTU	FTU	FTU	PO	DP	PO
Sonoma	Santa Rosa Police	PO	-	FTU	FTU	FTU	FTU	FTU	DP	FTU	DP
Stanislaus	Stanislaus County Sheriff	DP	FTU	-	-	FTU	FTU	DP	DP	-	-
Stanislaus	Modesto Police	DP	DP	FTU	-	FTU	FTU	FTU	FTU	DP	-
Tulare	Tulare County Sheriff	PO	DP	PO	DP	PO	FTU	FTU	DP	DP	PO
Tulare	Visalia Police	DP	DP	FTU	-	FTU	DP	DP	FTU	DP	PO
Ventura	Ventura County Sheriff	PO	PO	DP	FTU	FTU	FTU	FTU	FTU	-	-
Ventura	Oxnard Police	-	DP	-	-	FTU	-	FTU	FTU	-	FTU
Ventura	Simi Valley Police	PO	DP	PO	-	FTU	DP	FTU	DP	-	DP
Ventura	Ventura Police	PO	DP	PO	-	FTU	FTU	FTU	DP	PO	-
COLORADO											
Adams	Adams County Sheriff	DP	-	FTU	-	-	FTU	FTU	DP	-	FTU
Adams	Thornton Police	PO	-	PO	-	PO	FTU	FTU	PO	-	FTU
Adams	Westminster Police	DP	DP	FTU	DP	FTU	FTU	FTU	DP	DP	FTU
Arapahoe	Arapahoe County Sheriff	DP	DP	PO	FTU	FTU	-	FTU	DP	FTU	DP
Arapahoe	Aurora Police	PO	DP	DP	-	FTU	FTU	FTU	-	FTU	FTU
Boulder	Boulder County Sheriff	-	DP	FTU	-	DP	FTU	DP	FTU	-	FTU
Boulder	Boulder Police	-	FTU	FTU	-	FTU	FTU	FTU	DP	DP	FTU
Denver	Denver Police	DP	DP	-	-	-	FTU	FTU	-	-	FTU
Douglas	Douglas County Sheriff	DP	FTU	FTU	DP	DP	FTU	FTU	PO	DP	FTU
El Paso	El Paso County Sheriff	-	FTU	DP	-	FTU	FTU	FTU	-	-	FTU
El Paso	Colorado Springs Police	PO	FTU	FTU	PO	FTU	FTU	FTU	PO	PO	FTU

Table 13a - continued

County	Name of agency	Agencies with a special unit, designated personnel, or policies and procedures to address:									
		Specific types of crimes				General issues or tasks					
		Bias/hate crime	Cyber-crime	Drunk driving	Environmental crimes	Crime analysis	Crime prevention	Internal affairs	Prosecutor relations	Repeat offenders	Victim assistance
COLORADO (cont)											
Jefferson	Jefferson County Sheriff	PO	FTU	DP	DP	FTU	FTU	FTU	PO	DP	FTU
Jefferson	Arvada Police	PO	FTU	DP	PO	FTU	PO	FTU	PO	DP	FTU
Jefferson	Lakewood Police	PO	FTU	PO	DP	FTU	FTU	FTU	PO	PO	FTU
Larimer	Larimer County Sheriff	PO	DP	FTU	PO	PO	FTU	FTU	PO	PO	FTU
Larimer	Fort Collins Police	DP	DP	FTU	-	FTU	FTU	FTU	PO	FTU	FTU
Pueblo	Pueblo Police	-	DP	DP	-	DP	FTU	FTU	DP	DP	DP
Weld	Weld County Sheriff	-	-	-	-	FTU	-	FTU	-	-	-
Weld	Greeley Police	PO	DP	DP	-	FTU	FTU	FTU	PO	PO	FTU
CONNECTICUT											
Fairfield	Bridgeport Police	DP	-	DP	-	FTU	FTU	FTU	FTU	-	FTU
Fairfield	Danbury Police	-	-	PO	-	-	FTU	FTU	FTU	-	-
Fairfield	Fairfield Police	PO	PO	PO	PO	PO	FTU	DP	PO	PO	PO
Fairfield	Greenwich Police	PO	DP	PO	-	DP	DP	DP	DP	-	-
Fairfield	Norwalk Police	PO	-	DP	-	DP	DP	FTU	-	-	-
Fairfield	Stamford Police	-	-	-	-	FTU	FTU	FTU	FTU	FTU	-
Fairfield	Stratford Police	PO	-	DP	-	DP	DP	DP	FTU	-	DP
Hartford	Bristol Police	PO	-	PO	DP	-	DP	-	FTU	-	FTU
Hartford	East Hartford Police	PO	-	PO	-	DP	DP	FTU	-	-	-
Hartford	Hartford Police	DP	-	DP	PO	FTU	FTU	FTU	FTU	DP	FTU
Hartford	Manchester Police	PO	DP	PO	PO	FTU	DP	DP	PO	-	PO
Hartford	New Britain Police	DP	DP	DP	DP	DP	DP	DP	DP	DP	FTU
Hartford	West Hartford Police	---	---	---	---	---	---	---	---	---	---
Middlesex	Middletown Police	PO	PO	PO	PO	DP	FTU	FTU	DP	PO	PO
New Haven	Hamden Police	PO	FTU	DP	-	DP	DP	FTU	FTU	DP	FTU
New Haven	Meriden Police	PO	-	DP	-	FTU	FTU	FTU	FTU	DP	DP
New Haven	Milford Police	PO	FTU	DP	-	-	FTU	FTU	-	-	-
New Haven	New Haven Police	FTU	DP	DP	-	FTU	FTU	FTU	FTU	-	FTU
New Haven	Waterbury Police	-	DP	PO	-	-	FTU	FTU	FTU	-	FTU
New Haven	West Haven Police	PO	DP	DP	-	FTU	FTU	DP	DP	-	PO
DELAWARE											
New Castle	New Castle County Police										
New Castle	Wilmington Police	DP	-	DP	-	FTU	DP	FTU	DP	FTU	FTU
DISTRICT OF COLUMBIA											
Washington, DC	Washington Metropolitan Police	FTU	-	FTU	FTU	FTU	FTU	FTU	DP	DP	FTU
FLORIDA											
Alachua	Alachua County Sheriff	-	DP	DP	DP	DP	DP	DP	DP	PO	DP
Alachua	Gainesville Police	PO	DP	DP	DP	FTU	FTU	FTU	FTU	DP	FTU
Bay	Bay County Sheriff	DP	DP	DP	DP	FTU	FTU	FTU	DP	FTU	PO
Brevard	Brevard County Sheriff	PO	DP	FTU	PO	FTU	FTU	FTU	PO	PO	PO
Brevard	Melbourne Police	PO	-	FTU	-	FTU	FTU	FTU	-	DP	DP
Brevard	Palm Bay Police	PO	FTU	FTU	PO	DP	PO	FTU	PO	PO	FTU
Broward	Broward County Sheriff	FTU	DP	FTU	FTU	FTU	DP	FTU	DP	DP	FTU
Broward	Coral Springs Police	-	-	-	-	FTU	FTU	FTU	-	-	FTU
Broward	Davie Police	PO	DP	DP	-	DP	DP	DP	DP	-	DP
Broward	Fort Lauderdale Police	DP	DP	PO	DP	FTU	FTU	FTU	FTU	-	FTU
Broward	Hollywood Police	DP	DP	FTU	PO	FTU	FTU	FTU	-	DP	FTU
Broward	Margate Police	PO	-	PO	PO	FTU	FTU	FTU	PO	-	PO
Broward	Miramar Police	FTU	FTU	FTU	DP	FTU	FTU	FTU	-	-	FTU
Broward	Pembroke Pines Police	-	DP	FTU	-	FTU	FTU	FTU	DP	-	FTU
Broward	Plantation Police	PO	-	DP	-	FTU	FTU	FTU	DP	PO	FTU
Broward	Sunrise Police	PO	-	FTU	-	FTU	FTU	FTU	-	-	FTU
Charlotte	Charlotte County Sheriff	DP	DP	DP	-	DP	FTU	FTU	FTU	FTU	PO
Citrus	Citrus County Sheriff	PO	DP	DP	DP	FTU	FTU	DP	DP	DP	FTU
Clay	Clay County Sheriff	PO	PO	FTU	-	DP	DP	DP	DP	-	DP
Collier	Collier County Sheriff	FTU	DP	FTU	DP	FTU	FTU	FTU	FTU	FTU	FTU
Duval	Jacksonville Sheriff	DP	PO	DP	DP	FTU	FTU	FTU	PO	PO	FTU
Escambia	Escambia County Sheriff	DP	DP	DP	-	FTU	FTU	FTU	-	FTU	FTU
Escambia	Pensacola Police	DP	-	FTU	-	FTU	FTU	FTU	-	-	FTU
Hernando	Hernando County Sheriff	DP	DP	DP	PO	FTU	FTU	DP	-	FTU	-
Highlands	Highlands County Sheriff	-	-	DP	-	FTU	FTU	FTU	-	PO	FTU
Hillsborough	Hillsborough County Sheriff	-	FTU	FTU	FTU	FTU	FTU	FTU	FTU	FTU	PO
Hillsborough	Tampa Police	DP	-	DP	-	DP	DP	DP	-	DP	DP
Indian River	Indian River County Sheriff	-	-	FTU	FTU	FTU	FTU	FTU	-	FTU	FTU
Lake	Lake County Sheriff	FTU	FTU	-	FTU	FTU	FTU	FTU	-	-	FTU
Lee	Lee County Sheriff	PO	PO	DP	DP	DP	DP	DP	PO	DP	DP
Lee	Cape Coral Police	PO	PO	FTU	FTU	FTU	FTU	FTU	FTU	PO	FTU
Lee	Fort Myers Police	PO	-	FTU	-	FTU	FTU	FTU	-	FTU	FTU

Table 13a - continued

		Agencies with a special unit, designated personnel, or policies and procedures to address:									
		Specific types of crimes				General issues or tasks					
County	Name of agency	Bias/hate crime	Cyber-crime	Drunk driving	Environmental crimes	Crime analysis	Crime prevention	Internal affairs	Prosecutor relations	Repeat offenders	Victim assistance
FLORIDA (cont)											
Leon	Leon County Sheriff	DP	DP	FTU	PO	DP	FTU	FTU	DP	DP	FTU
Leon	Tallahassee Police	-	-	DP	-	-	-	FTU	-	FTU	FTU
Manatee	Manatee County Sheriff	DP	DP	DP	DP	FTU	FTU	FTU	DP	DP	FTU
Marion	Marion County Sheriff	PO	-	FTU	-	FTU	PO	FTU	-	-	FTU
Marion	Ocala Police	PO	DP	PO	-	FTU	FTU	FTU	PO	PO	FTU
Martin	Martin County Sheriff	PO	-	FTU	FTU	FTU	FTU	FTU	-	-	-
Miami-Dade	Miami-Dade Police	DP	DP	FTU	FTU	FTU	FTU	FTU	PO	FTU	PO
Miami-Dade	Coral Gables Police	DP	DP	DP	FTU	FTU	FTU	FTU	DP	DP	FTU
Miami-Dade	Hialeah Police	FTU	-	DP	PO	PO	PO	FTU	-	FTU	PO
Miami-Dade	Miami Police	-	-	DP	-	DP	DP	DP	-	DP	FTU
Miami-Dade	Miami Beach Police	PO	PO	FTU	PO	PO	FTU	FTU	FTU	PO	FTU
Miami-Dade	North Miami Police	DP	-	PO	-	PO	FTU	PO	DP	FTU	FTU
Miami-Dade	North Miami Beach Police	PO	-	DP	-	FTU	FTU	FTU	DP	-	FTU
Monroe	Monroe County Sheriff	PO	-	FTU	FTU	FTU	FTU	FTU	-	-	DP
Okaloosa	Okaloosa County Sheriff	PO	FTU	FTU	FTU	FTU	FTU	FTU	PO	PO	FTU
Orange	Orange County Sheriff	-	-	-	-	FTU	FTU	FTU	-	-	FTU
Orange	Orlando Police	PO	DP	PO	PO	FTU	FTU	FTU	DP	FTU	PO
Osceola	Osceola County Sheriff	FTU	FTU	FTU	-	FTU	FTU	FTU	DP	-	DP
Palm Beach	Palm Beach County Sheriff	DP	FTU	FTU	FTU	FTU	FTU	FTU	DP	DP	FTU
Palm Beach	Boca Raton Police	DP	FTU	DP	DP	FTU	FTU	FTU	DP	DP	DP
Palm Beach	Boynton Beach Police	-	-	FTU	-	FTU	FTU	FTU	-	FTU	PO
Palm Beach	Delray Beach Police	DP	PO	DP	DP	FTU	FTU	FTU	FTU	DP	DP
Palm Beach	Riviera Beach Police	-	-	PO	PO	-	PO	FTU	PO	-	DP
Palm Beach	West Palm Beach Police	DP	DP	FTU	DP	FTU	FTU	FTU	DP	DP	DP
Pasco	Pasco County Sheriff	DP	-	FTU	FTU	FTU	FTU	FTU	FTU	-	FTU
Pinellas	Pinellas County Sheriff	PO	-	FTU	FTU	FTU	FTU	FTU	FTU	-	FTU
Pinellas	Clearwater Police	PO	-	DP	-	DP	PO	DP	-	PO	DP
Pinellas	Largo Police	PO	-	PO	-	FTU	FTU	FTU	-	-	FTU
Pinellas	St. Petersburg Police	PO	-	FTU	-	FTU	FTU	FTU	DP	FTU	FTU
Polk	Polk County Sheriff	PO	FTU	PO	FTU	FTU	FTU	FTU	DP	PO	FTU
Polk	Lakeland Police	-	-	FTU	-	FTU	FTU	FTU	FTU	FTU	FTU
Putnam	Putnam County Sheriff	PO	-	PO	PO	PO	FTU	FTU	-	-	PO
St. Johns	St. Johns County Sheriff	-	DP	DP	DP	FTU	FTU	FTU	DP	DP	FTU
St. Lucie	St. Lucie County Sheriff	DP	DP	FTU	DP	FTU	FTU	FTU	-	-	FTU
St. Lucie	Fort Pierce Police	PO	-	PO	PO	FTU	FTU	FTU	DP	-	FTU
St. Lucie	Port St. Lucie Police	DP	DP	FTU	FTU	FTU	DP	FTU	PO	PO	PO
Santa Rosa	Santa Rosa County Sheriff	-	-	-	-	FTU	-	FTU	-	-	FTU
Sarasota	Sarasota County Sheriff	PO	-	FTU	-	FTU	FTU	FTU	-	-	FTU
Sarasota	Sarasota Police	PO	-	PO	-	FTU	FTU	FTU	FTU	DP	FTU
Seminole	Seminole County Sheriff	-	-	-	-	FTU	FTU	FTU	-	FTU	FTU
Seminole	Altamonte Springs Police	PO	-	DP	PO	FTU	PO	FTU	PO	PO	PO
Volusia	Volusia County Sheriff	PO	DP	FTU	DP	PO	FTU	FTU	DP	FTU	PO
Volusia	Daytona Beach Police	-	DP	FTU	-	FTU	FTU	FTU	-	PO	PO
GEORGIA											
Bartow	Bartow County Sheriff	-	-	PO	-	DP	DP	FTU	DP	-	DP
Bibb	Bibb County Sheriff	PO	PO	PO	PO	PO	FTU	DP	-	PO	PO
Bibb	Macon Police	-	-	FTU	-	FTU	FTU	FTU	DP	DP	FTU
Chatham	Chatham County Police	-	DP	PO	-	FTU	FTU	FTU	PO	PO	PO
Chatham	Savannah Police	-	PO	DP	-	FTU	FTU	FTU	FTU	PO	FTU
Cherokee	Cherokee County Sheriff	-	DP	FTU	-	FTU	DP	FTU	PO	-	DP
Clarke	Athens-Clarke County Police	PO	PO	DP	PO	PO	DP	DP	DP	PO	PO
Clayton	Clayton County Police	---	---	---	---	---	---	---	---	---	---
Cobb	Cobb County Police	-	FTU	FTU	-	FTU	FTU	FTU	-	-	PO
Cobb	Marietta Police	-	DP	FTU	-	FTU	DP	DP	DP	DP	DP
Columbia	Columbia County Sheriff	-	DP	DP	-	DP	DP	FTU	-	-	DP
De Kalb	De Kalb County Police	---	---	---	---	---	---	---	---	---	---
Dougherty	Albany Police	DP	PO	DP	-	FTU	FTU	FTU	PO	-	FTU
Douglas	Douglas County Sheriff	PO	-	FTU	-	PO	FTU	FTU	DP	-	PO
Forsyth	Forsyth County Sheriff	PO	-	FTU	FTU	FTU	FTU	FTU	PO	PO	-
Fulton	Fulton County Police	DP	DP	DP	DP	FTU	FTU	FTU	DP	-	DP
Fulton	Atlanta Police	DP	-	FTU	-	FTU	DP	FTU	DP	FTU	FTU
Fulton	East Point Police	PO	-	DP	-	FTU	FTU	FTU	-	-	DP
Fulton	Roswell Police	DP	-	FTU	DP	FTU	FTU	FTU	-	-	DP
Glynn	Glynn County Police	FTU	FTU	FTU	PO	FTU	FTU	FTU	FTU	PO	PO
Gwinnett	Gwinnett County Police	DP	DP	FTU	FTU	FTU	FTU	FTU	DP	-	DP
Hall	Hall County Sheriff	-	-	FTU	-	-	DP	DP	-	-	DP
Muscogee	Muscogee County Sheriff	DP	DP	DP	-	DP	DP	DP	DP	-	DP
Muscogee	Columbus Police	-	DP	FTU	-	FTU	FTU	FTU	PO	-	PO
Richmond	Augusta-Richmond Co Sheriff	DP	DP	FTU	PO	FTU	FTU	FTU	PO	PO	PO

Table 13a - continued

County	Name of agency	Agencies with a special unit, designated personnel, or policies and procedures to address:									
		Specific types of crimes				General issues or tasks					
		Bias/hate crime	Cyber-crime	Drunk driving	Environmental crimes	Crime analysis	Crime prevention	Internal affairs	Prosecutor relations	Repeat offenders	Victim assistance
HAWAII											
Hawaii	Hawaii County Police	-	-	FTU	-	FTU	FTU	FTU	-	-	PO
Honolulu	Honolulu Police	-	DP	FTU	-	-	FTU	FTU	PO	PO	DP
Kauai	Kauai County Police	PO	DP	FTU	-	-	FTU	DP	-	-	DP
Maui	Maui County Police	FTU	FTU	FTU	FTU	FTU	FTU	FTU	DP	DP	DP
IDAHO											
Ada	Boise Police	PO	FTU	FTU	-	FTU	FTU	FTU	-	PO	FTU
Canyon	Canyon County Sheriff	DP	FTU	DP	DP	FTU	FTU	FTU	-	FTU	FTU
ILLINOIS											
Champaign	Champaign Police	PO	DP	-	-	FTU	FTU	FTU	PO	PO	PO
Cook	Cook County Sheriff	-	-	-	-	-	-	-	-	-	-
Cook	Arlington Heights Police	-	FTU	PO	-	-	FTU	PO	PO	PO	PO
Cook	Chicago Police	FTU	FTU	PO	-	FTU	FTU	FTU	DP	-	PO
Cook	Cicero Police	DP	-	DP	-	-	DP	FTU	DP	PO	DP
Cook	Evanston Police	PO	PO	DP	-	DP	FTU	FTU	PO	PO	FTU
Cook	Oak Lawn Police	PO	DP	PO	PO	PO	PO	DP	-	-	PO
Cook	Oak Park Police	PO	-	DP	DP	DP	DP	FTU	FTU	DP	DP
Cook	Schaumburg Police	PO	DP	PO	PO	DP	FTU	DP	PO	PO	PO
Cook	Skokie Police	PO	DP	PO	-	FTU	FTU	FTU	DP	-	FTU
Du Page	Du Page County Sheriff	PO	FTU	PO	PO	FTU	FTU	FTU	FTU	FTU	FTU
Du Page	Naperville Police	PO	FTU	DP	PO	FTU	FTU	FTU	DP	DP	DP
Kane	Aurora Police	-	-	PO	-	FTU	FTU	FTU	FTU	DP	-
Kane	Elgin Police	PO	DP	DP	PO	FTU	FTU	FTU	FTU	PO	FTU
Lake	Lake County Sheriff	PO	FTU	DP	-	-	FTU	FTU	PO	FTU	PO
Lake	Waukegan Police	PO	DP	FTU	PO	FTU	FTU	FTU	FTU	FTU	DP
Macon	Decatur Police	PO	-	PO	-	FTU	FTU	FTU	-	PO	-
Peoria	Peoria Police	FTU	DP	DP	PO	FTU	FTU	FTU	DP	PO	FTU
Sangamon	Springfield Police	DP	DP	DP	DP	FTU	FTU	FTU	DP	-	-
Will	Will County Sheriff	-	FTU	FTU	FTU	-	FTU	FTU	FTU	-	DP
Will	Joliet Police	DP	DP	DP	PO	FTU	FTU	FTU	FTU	-	FTU
Winnebago	Winnebago County Sheriff	PO	DP	DP	-	FTU	DP	DP	-	-	FTU
Winnebago	Rockford Police	-	-	FTU	-	DP	FTU	FTU	-	-	FTU
INDIANA											
Allen	Allen County Sheriff	PO	PO	PO	PO	PO	-	FTU	-	-	PO
Allen	Fort Wayne Police	-	DP	PO	PO	FTU	DP	FTU	DP	DP	FTU
Delaware	Muncie Police	-	-	DP	-	-	FTU	FTU	DP	-	FTU
Elkhart	Elkhart Police	DP	-	PO	-	DP	DP	DP	DP	-	FTU
Howard	Kokomo Police	FTU	-	-	PO	FTU	FTU	FTU	FTU	PO	FTU
Lake	Lake County Sheriff	DP	-	FTU	DP	DP	FTU	FTU	DP	DP	DP
Lake	East Chicago Police	DP	-	PO	DP	DP	FTU	DP	DP	DP	DP
Lake	Gary Police	PO	-	PO	-	FTU	DP	FTU	-	PO	FTU
Lake	Hammond Police	-	-	PO	-	FTU	FTU	FTU	-	-	-
Madison	Anderson Police	-	-	PO	-	FTU	FTU	FTU	FTU	-	FTU
Marion	Marion County Sheriff	FTU	DP	DP	DP	FTU	FTU	FTU	DP	DP	FTU
Marion	Indianapolis Police	DP	FTU	FTU	PO	FTU	FTU	FTU	FTU	PO	FTU
St. Joseph	St. Joseph County Sheriff	PO	-	DP	DP	-	-	DP	DP	-	-
St. Joseph	South Bend Police	PO	PO	PO	PO	FTU	FTU	FTU	PO	PO	PO
Vanderburgh	Vanderburgh County Sheriff	DP	PO	DP	DP	DP	-	FTU	DP	DP	FTU
Vanderburgh	Evansville Police	DP	FTU	DP	FTU	FTU	FTU	FTU	DP	FTU	DP
Vigo	Terre Haute Police	-	-	DP	DP	DP	DP	DP	FTU	DP	DP
IOWA											
Black Hawk	Waterloo Police	PO	PO	-	-	PO	FTU	FTU	DP	-	FTU
Linn	Cedar Rapids Police	PO	DP	FTU	-	FTU	FTU	FTU	-	-	PO
Polk	Polk County Sheriff	PO	DP	PO	-	DP	FTU	DP	DP	DP	DP
Polk	Des Moines Police	PO	-	DP	-	-	FTU	FTU	PO	-	FTU
Pottawattamie	Council Bluffs Police	PO	DP	PO	-	-	FTU	FTU	-	-	-
Scott	Davenport Police	PO	DP	-	-	DP	FTU	FTU	-	-	PO
Woodbury	Sioux City Police	PO	-	FTU	-	FTU	FTU	DP	PO	-	FTU
KANSAS											
Douglas	Lawrence Police	PO	DP	PO	PO	FTU	FTU	FTU	PO	PO	PO
Johnson	Johnson County Sheriff	DP	DP	PO	-	FTU	DP	DP	-	-	-
Johnson	Olathe Police	PO	DP	FTU	-	DP	FTU	DP	-	-	-
Johnson	Overland Park Police	PO	FTU	DP	-	FTU	FTU	FTU	DP	-	PO
Sedgwick	Sedgwick County Sheriff	PO	-	PO	PO	PO	FTU	FTU	-	-	-
Sedgwick	Wichita Police	PO	FTU	PO	-	FTU	FTU	FTU	-	-	-
Shawnee	Topeka Police	DP	DP	DP	-	FTU	FTU	FTU	FTU	DP	PO
Wyandotte	Kansas City Police	PO	-	FTU	-	FTU	FTU	FTU	-	FTU	FTU

Table 13a - continued

County	Name of agency	Agencies with a special unit, designated personnel, or policies and procedures to address:									
		Specific types of crimes					General issues or tasks				
		Bias/hate crime	Cyber-crime	Drunk driving	Environmen-tal crimes	Crime analysis	Crime prevention	Internal affairs	Prosecutor relations	Repeat offenders	Victim assistance
KENTUCKY											
Fayette	Lexington-Fayette County Police	DP	DP	PO	-	FTU	FTU	FTU	FTU	FTU	PO
Jefferson	Jefferson County Police	PO	-	PO	-	FTU	DP	FTU	-	-	-
Jefferson	Louisville Police	PO	FTU	PO	-	FTU	FTU	FTU	-	-	FTU
Kenton	Covington Police	DP	DP	FTU	-	DP	FTU	DP	DP	DP	DP
LOUISIANA											
Ascension	Ascension Parish Sheriff	PO	DP	PO	-	DP	-	DP	-	-	DP
Bossier	Bossier Parish Sheriff	-	-	FTU	-	-	-	DP	FTU	-	-
Bossier	Bossier Police	PO	-	DP	-	DP	FTU	FTU	-	-	FTU
Caddo	Caddo Parish Sheriff	DP	-	FTU	DP	PO	FTU	FTU	FTU	PO	FTU
Caddo	Shreveport Police	-	-	FTU	-	FTU	DP	FTU	FTU	-	PO
Calcasieu	Calcasieu Parish Sheriff	DP	DP	PO	-	DP	DP	DP	-	-	DP
Calcasieu	Lake Charles Police	DP	-	DP	DP	FTU	FTU	FTU	DP	DP	DP
E. Baton Rouge	E. Baton Rouge Parish Sheriff	-	-	PO	-	-	FTU	FTU	FTU	-	DP
E. Baton Rouge	Baton Rouge Police	DP	FTU	FTU	DP	FTU	DP	FTU	FTU	DP	DP
Jefferson	Jefferson Parish Sheriff	DP	DP	DP	DP	FTU	FTU	FTU	DP	FTU	FTU
Jefferson	Kenner Police	-	-	DP	-	FTU	FTU	FTU	PO	-	PO
Lafayette	Lafayette Parish Sheriff	-	-	-	-	-	FTU	FTU	-	-	FTU
Lafayette	Lafayette Police	-	DP	FTU	-	FTU	FTU	FTU	FTU	FTU	PO
Lafourche	Lafourche Parish Sheriff	PO	DP	FTU	PO	FTU	FTU	FTU	PO	-	FTU
Livingston	Livingston Parish Sheriff	PO	PO	PO	PO	PO	PO	PO	PO	PO	PO
Morehouse	Morehouse Parish Sheriff	-	-	-	-	-	-	FTU	-	-	-
Orleans	Orleans Parish Sheriff	PO	PO	PO	PO	PO	FTU	FTU	PO	PO	FTU
Orleans	New Orleans Police	DP	-	FTU	-	FTU	FTU	FTU	DP	PO	PO
Ouachita	Ouachita Parish Sheriff	---	---	---	---	---	---	---	---	---	---
Ouachita	Monroe Police	DP	DP	FTU	DP	FTU	FTU	FTU	PO	-	DP
Plaquemines	Plaquemines Parish Sheriff	DP	DP	DP	DP	DP	FTU	FTU	FTU	DP	DP
Rapides	Rapides Parish Sheriff	PO	PO	PO	PO	-	DP	FTU	-	-	DP
Rapides	Alexandria Police	DP	PO	FTU	-	PO	FTU	FTU	-	-	-
St. Charles	St. Charles Parish Sheriff	-	-	PO	-	-	FTU	FTU	-	FTU	FTU
St. John the Baptist	St. John the Baptist Sheriff	-	-	DP	PO	DP	DP	FTU	DP	DP	DP
St. Landry	St. Landry Parish Sheriff	-	-	-	-	-	FTU	FTU	-	-	-
St. Martin	St. Martin Parish Sheriff	PO	PO	DP	DP	FTU	DP	DP	DP	DP	FTU
St. Tammany	St. Tammany Parish Sheriff	DP	-	DP	-	-	FTU	FTU	DP	-	FTU
Terrebonne	Terrebonne Parish Sheriff	-	-	PO	-	-	-	PO	DP	-	DP
MAINE											
Cumberland	Portland Police	FTU	DP	DP	-	FTU	FTU	FTU	-	PO	FTU
MARYLAND											
Anne Arundel	Anne Arundel County Police	DP	DP	DP	DP	FTU	FTU	FTU	FTU	FTU	FTU
Anne Arundel	Annapolis Police	PO	-	PO	-	DP	FTU	FTU	PO	-	PO
Baltimore	Baltimore County Police	DP	FTU	FTU	-	FTU	FTU	FTU	-	FTU	PO
Baltimore(city)	Baltimore Police	PO	PO	PO	PO	FTU	FTU	FTU	PO	PO	PO
Charles	Charles County Sheriff	PO	-	FTU	-	FTU	FTU	FTU	DP	DP	FTU
Harford	Harford County Sheriff	PO	DP	DP	FTU	FTU	FTU	FTU	-	-	FTU
Howard	Howard County Police	DP	DP	DP	PO	FTU	FTU	FTU	DP	DP	FTU
Montgomery	Montgomery County Police	FTU	FTU	FTU	-	FTU	FTU	FTU	FTU	FTU	FTU
Prince George's	Prince George's County Police	DP	DP	PO	-	FTU	DP	FTU	PO	FTU	FTU
MASSACHUSETTS											
Bristol	Fall River Police	PO	-	PO	PO	FTU	FTU	FTU	-	-	-
Bristol	New Bedford Police	DP	-	PO	-	PO	DP	DP	-	-	-
Bristol	Taunton Police	DP	-	PO	-	DP	DP	DP	FTU	-	-
Essex	Lawrence Police	DP	-	DP	-	FTU	DP	FTU	FTU	PO	PO
Essex	Lynn Police	PO	-	PO	PO	DP	DP	FTU	FTU	PO	PO
Hampden	Chicopee Police	DP	DP	DP	DP	FTU	DP	FTU	FTU	-	-
Hampden	Holyoke Police	DP	DP	DP	DP	DP	DP	DP	-	DP	FTU
Hampden	Springfield Police	DP	-	FTU	FTU	FTU	DP	FTU	DP	DP	FTU
Middlesex	Cambridge Police	DP	-	-	-	FTU	DP	FTU	FTU	-	DP
Middlesex	Framingham Police	DP	FTU	DP	DP	DP	DP	DP	FTU	DP	FTU
Middlesex	Lowell Police	PO	-	PO	PO	FTU	FTU	FTU	FTU	-	-
Middlesex	Malden Police	FTU	-	PO	-	FTU	FTU	DP	FTU	FTU	DP
Middlesex	Medford Police	-	-	-	-	-	-	-	-	-	-
Middlesex	Newton Police	DP	DP	DP	-	FTU	FTU	FTU	FTU	PO	FTU
Middlesex	Somerville Police	FTU	-	PO	-	FTU	FTU	DP	PO	PO	-
Middlesex	Waltham Police	DP	-	PO	DP	DP	DP	DP	FTU	-	DP
Norfolk	Brookline Police	DP	-	DP	-	PO	FTU	FTU	FTU	DP	DP
Norfolk	Quincy Police	DP	PO	PO	PO	FTU	FTU	FTU	FTU	PO	PO
Plymouth	Brockton Police	DP	-	-	-	DP	FTU	FTU	-	-	-
Suffolk	Boston Police	FTU	-	PO	DP	FTU	FTU	FTU	-	-	DP
Suffolk	Revere Police	---	---	---	---	---	---	---	---	---	---
Worcester	Worcester Police	DP	DP	PO	PO	FTU	FTU	FTU	PO	PO	FTU

Table 13a - continued

		Agencies with a special unit, designated personnel, or policies and procedures to address:									
		Specific types of crimes				General issues or tasks					
County	Name of agency	Bias/hate crime	Cyber-crime	Drunk driving	Environmental crimes	Crime analysis	Crime prevention	Internal affairs	Prosecutor relations	Repeat offenders	Victim assistance
MICHIGAN											
Calhoun	Battle Creek Police	-	-	-	-	FTU	FTU	FTU	-	-	-
Genesee	Genesee County Sheriff	PO	FTU	PO	-	-	-	PO	-	-	-
Genesee	Flint Police	PO	DP	DP	PO	FTU	FTU	FTU	DP	PO	PO
Ingham	Lansing Police	PO	-	DP	-	FTU	FTU	FTU	-	-	PO
Kalamazoo	Kalamazoo County Sheriff	-	-	PO	-	-	PO	DP	-	-	PO
Kalamazoo	Kalamazoo Police	PO	-	PO	-	FTU	FTU	FTU	PO	-	PO
Kent	Kent County Sheriff	---	---	---	---	---	---	---	---	---	---
Kent	Grand Rapids Police	DP	PO	DP	PO	FTU	FTU	FTU	-	FTU	-
Kent	Wyoming Police	DP	DP	DP	DP	FTU	DP	FTU	DP	DP	DP
Macomb	Macomb County Sheriff	PO	-	DP	-	-	-	FTU	-	-	-
Macomb	Sterling Heights Police	PO	PO	FTU	PO	PO	FTU	FTU	PO	PO	PO
Macomb	Warren Police	-	-	FTU	-	-	DP	FTU	-	-	PO
Oakland	Oakland County Sheriff	DP	FTU	FTU	PO	DP	FTU	FTU	-	FTU	PO
Oakland	Farmington Hills Police	PO	-	PO	-	-	FTU	PO	-	-	DP
Oakland	Pontiac Police	DP	DP	DP	DP	DP	DP	FTU	DP	DP	DP
Oakland	Royal Oak Police	PO	DP	DP	DP	-	FTU	DP	-	-	DP
Oakland	Southfield Police	PO	-	FTU	-	FTU	FTU	FTU	FTU	PO	-
Oakland	Troy Police	PO	FTU	FTU	PO	FTU	FTU	FTU	PO	PO	PO
Saginaw	Saginaw Police	PO	DP	DP	-	FTU	FTU	FTU	PO	-	PO
Washtenaw	Washtenaw County Sheriff										
Washtenaw	Ann Arbor Police	DP	-	FTU	DP	FTU	FTU	FTU	PO	PO	PO
Wayne	Wayne County Sheriff	-	FTU	FTU	FTU	FTU	DP	FTU	PO	FTU	PO
Wayne	Dearborn Police	PO	-	DP	-	DP	DP	DP	DP	-	DP
Wayne	Detroit Police	PO	-	DP	DP	FTU	FTU	FTU	DP	FTU	DP
Wayne	Livonia Police	DP	DP	DP	-	DP	FTU	DP	DP	-	DP
Wayne	Taylor Police	PO	DP	DP	-	-	PO	DP	-	-	PO
Wayne	Westland Police	-	-	FTU	-	DP	FTU	FTU	-	-	FTU
MINNESOTA											
Hennepin	Hennepin County Sheriff	DP	-	DP	DP	DP	DP	FTU	FTU	DP	PO
Hennepin	Bloomington Police	FTU	FTU	FTU	FTU	-	FTU	FTU	DP	FTU	DP
Hennepin	Minneapolis Police	DP	FTU	DP	-	FTU	FTU	FTU	DP	FTU	DP
Olmsted	Rochester Police	DP	-	DP	-	-	FTU	DP	-	-	-
Ramsey	Ramsey County Sheriff	---	---	---	---	---	---	---	---	---	---
Ramsey	St. Paul Police	DP	DP	DP	PO	DP	DP	FTU	DP	DP	FTU
St. Louis	Duluth Police	PO	DP	DP	-	FTU	FTU	DP	PO	PO	PO
MISSISSIPPI											
Forrest	Hattiesburg Police	PO	PO	FTU	-	FTU	FTU	FTU	FTU	PO	FTU
Harrison	Harrison County Sheriff	-	-	FTU	-	-	FTU	-	-	-	-
Harrison	Biloxi Police	-	-	FTU	-	-	FTU	FTU	-	-	-
Harrison	Gulfport Police	-	-	FTU	-	-	FTU	FTU	-	-	-
Hinds	Jackson Police	DP	-	FTU	-	FTU	FTU	FTU	-	-	FTU
Lauderdale	Meridian Police	FTU	DP	FTU	-	FTU	FTU	FTU	DP	-	-
Lee	Tupelo Police	DP	PO	DP	PO	PO	FTU	DP	DP	DP	DP
Warren	Vicksburg Police	PO	-	DP	DP	DP	DP	FTU	DP	-	FTU
Washington	Greenville Police	-	-	-	-	-	-	FTU	-	-	FTU
MISSOURI											
Boone	Columbia Police	PO	DP	DP	-	FTU	FTU	PO	DP	-	-
Buchanan	St. Joseph Police	PO	FTU	FTU	PO	FTU	FTU	FTU	PO	PO	PO
Greene	Springfield Police	PO	DP	FTU	PO	FTU	FTU	FTU	-	-	PO
Jackson	Independence Police	PO	-	DP	-	DP	DP	FTU	DP	-	DP
Jackson	Kansas City Police	FTU	FTU	DP	FTU	DP	FTU	FTU	FTU	FTU	FTU
Jefferson	Jefferson County Sheriff	DP	DP	FTU	DP	DP	FTU	FTU	DP	DP	FTU
St. Charles	St. Charles County Sheriff	FTU	DP	FTU	-	DP	DP	DP	DP	DP	FTU
St. Charles	St. Charles Police	---	---	---	---	---	---	---	---	---	---
St. Louis	St. Louis County Police	PO	DP	DP	-	DP	FTU	FTU	-	DP	PO
St. Louis(city)	St. Louis Police	PO	PO	PO	-	FTU	FTU	FTU	FTU	PO	PO
MONTANA											
Yellowstone	Billings Police	PO	PO	PO	PO	FTU	DP	DP	DP	PO	DP
NEBRASKA											
Douglas	Douglas County Sheriff	-	FT	-	-	FT	FT	FT	-	-	-
Douglas	Omaha Police	DP	DP	DP	-	DP	DP	DP	DP	DP	DP
Lancaster	Lincoln Police	PO	DP	DP	-	FT	FT	FT	PO	PO	FT
Sarpy	Sarpy County Sheriff	DP	-	PO	-	DP	DP	DP	-	-	-

Table 13a - continued

County	Name of agency	Agencies with a special unit, designated personnel, or policies and procedures to address:									
		Specific types of crimes				General issues or tasks					
		Bias/hate crime	Cyber-crime	Drunk driving	Environmental crimes	Crime analysis	Crime prevention	Internal affairs	Prosecutor relations	Repeat offenders	Victim assistance
NEVADA											
Clark	Las Vegas Metropolitan Police	DP	DP	DP	DP	FTU	FTU	FTU	PO	FTU	FTU
Clark	Henderson Police	PO	-	PO	-	DP	FTU	FTU	-	-	-
Clark	North Las Vegas Police	DP	DP	FTU	DP	FTU	FTU	FTU	DP	DP	FTU
Washoe	Washoe County Sheriff	DP	-	PO	-	DP	FTU	FTU	DP	FTU	FTU
Washoe	Reno Police	PO	DP	FTU	-	FTU	PO	FTU	PO	FTU	FTU
NEW HAMPSHIRE											
Hillsborough	Manchester Police	PO	DP	PO	-	FTU	FTU	FTU	FTU	-	FTU
Hillsborough	Nashua Police	DP	DP	PO	DP	DP	FTU	FTU	-	-	FTU
NEW JERSEY											
Atlantic	Atlantic City Police	DP	-	DP	DP	DP	DP	DP	DP	DP	DP
Bergen	Hackensack Police	DP	PO	DP	DP	DP	FTU	FTU	DP	DP	DP
Camden	Camden Police	DP	-	DP	-	FTU	FTU	FTU	DP	-	PO
Camden	Cherry Hill Police	DP	DP	DP	DP	FTU	FTU	FTU	PO	-	-
Cape May	Cape May County Sheriff	-	-	PO	DP	-	FTU	DP	-	-	-
Cumberland	Vineland Police	PO	FTU	DP	DP	FTU	DP	FTU	-	-	DP
Essex	Belleville Police	DP	-	PO	-	-	FTU	FTU	PO	-	PO
Essex	Bloomfield Police	DP	-	PO	-	DP	FTU	FTU	DP	-	-
Essex	East Orange Police	DP	-	FTU	-	DP	DP	FTU	FTU	DP	PO
Essex	Irvington Police	DP	-	PO	-	DP	DP	DP	-	-	-
Essex	Montclair Police	DP	-	DP	DP	FTU	FTU	FTU	DP	DP	DP
Essex	Newark Police	DP	-	DP	PO	FTU	DP	FTU	-	DP	DP
Essex	Orange Police	PO	-	PO	-	-	FTU	FTU	DP	-	-
Essex	West Orange Police	DP	DP	DP	-	FTU	FTU	FTU	-	-	FTU
Hudson	Hudson County Sheriff	PO	-	PO	-	-	-	FTU	-	-	-
Hudson	Bayonne Police	DP	DP	DP	DP	FTU	FTU	FTU	DP	DP	DP
Hudson	Hoboken Police	PO	-	DP	-	DP	DP	FTU	PO	PO	PO
Hudson	Jersey City Police	PO	-	PO	PO	FTU	FTU	FTU	PO	PO	PO
Hudson	Kearny Police	---	---	---	---	---	---	---	---	---	---
Hudson	North Bergen Police	PO	PO	DP	PO	DP	DP	FTU	PO	PO	DP
Hudson	Union City Police	PO	PO	PO	PO	DP	DP	FTU	PO	PO	PO
Hudson	West New York Police	DP	DP	DP	DP	FTU	DP	FTU	DP	-	DP
Mercer	Hamilton Police	DP	DP	FTU	DP	FTU	FTU	FTU	DP	PO	PO
Mercer	Trenton Police	DP	-	DP	DP	DP	FTU	FTU	-	DP	PO
Middlesex	Edison Police	---	---	---	---	---	---	---	---	---	---
Middlesex	New Brunswick Police	DP	-	PO	DP	DP	DP	FTU	PO	-	-
Middlesex	Perth Amboy Police	DP	-	FTU	DP	DP	FTU	FTU	DP	DP	DP
Middlesex	Woodbridge Police	DP	DP	PO	PO	FTU	FTU	FTU	-	FTU	DP
Morris	Parsippany Police	PO	-	-	-	PO	PO	FTU	PO	-	FTU
Ocean	Brick Township Police	DP	DP	DP	DP	DP	DP	FTU	DP	DP	DP
Ocean	Dover Township Police	DP	FTU	DP	DP	DP	FTU	FTU	DP	FTU	DP
Passaic	Passaic County Sheriff	DP	-	DP	DP	DP	DP	FTU	DP	-	PO
Passaic	Clifton Police	DP	DP	PO	PO	FTU	FTU	DP	FTU	-	-
Passaic	Passaic Police	DP	-	PO	-	-	PO	FTU	FTU	-	-
Passaic	Paterson Police	---	---	---	---	---	---	---	---	---	---
Passaic	Wayne Police	PO	DP	DP	DP	DP	FTU	FTU	DP	DP	DP
Union	Elizabeth Police	DP	DP	DP	DP	DP	FTU	FTU	PO	-	DP
Union	Linden Police	FTU	-	PO	PO	-	FTU	FTU	FTU	-	PO
Union	Plainfield Police	DP	DP	DP	PO	DP	DP	FTU	DP	DP	DP
Union	Union Police	FTU	DP	PO	PO	FTU	FTU	FTU	PO	-	PO
NEW MEXICO											
Bernalillo	Bernalillo County Sheriff	PO	PO	FTU	-	FTU	FTU	FTU	FTU	-	PO
Bernalillo	Albuquerque Police	PO	PO	FTU	PO	FTU	FTU	FTU	FTU	FTU	FTU
Dona Ana	Las Cruces Police	-	-	FTU	FTU	DP	FTU	FTU	-	DP	FTU
Santa Fe	Santa Fe Police	PO	-	FTU	-	DP	DP	FTU	FTU	PO	-
NEW YORK											
Albany	Albany County Sheriff	PO	-	FTU	-	-	-	FTU	-	-	FTU
Albany	Albany Police	PO	-	PO	-	PO	FTU	FTU	FTU	-	FTU
Albany	Colonie Police	PO	DP	DP	DP	-	DP	DP	-	PO	PO
Broome	Binghamton Police	DP	DP	FTU	DP	DP	DP	FTU	DP	DP	DP
Dutchess	Dutchess County Sheriff	PO	DP	FTU	PO	-	DP	DP	PO	FTU	FTU
Erie	Erie County Sheriff	-	DP	PO	-	-	FTU	DP	-	-	DP
Erie	Amherst Police	DP	DP	DP	DP	FTU	FTU	DP	DP	PO	DP
Erie	Buffalo Police	DP	DP	FTU	FTU	FTU	FTU	FTU	DP	DP	FTU
Erie	Cheektowaga Police	PO	DP	-	PO	FTU	FTU	DP	-	-	DP
Erie	Tonawanda Police	PO	-	PO	PO	DP	FTU	DP	DP	-	FTU
Monroe	Monroe County Sheriff	DP	DP	FTU	-	DP	FTU	FTU	-	-	FTU
Monroe	Rochester Police	PO	-	FTU	PO	FTU	FTU	FTU	-	FTU	FTU

Table 13a - continued

		Agencies with a special unit, designated personnel, or policies and procedures to address:									
		Specific types of crimes					General issues or tasks				
County	Name of agency	Bias/hate crime	Cyber-crime	Drunk driving	Environmental crimes	Crime analysis	Crime prevention	Internal affairs	Prosecutor relations	Repeat offenders	Victim assistance
NEW YORK (cont)											
Nassau	Nassau County Police	FTU	DP	FTU	-	DP	FTU	FTU	FTU	-	-
Nassau	Hempstead Police	PO	-	FTU	-	DP	FTU	DP	-	-	PO
New York City	New York City Police	FTU	FTU	DP	DP	FTU	FTU	FTU	DP	DP	DP
Niagara	Niagara County Sheriff	-	-	PO	DP	DP	FTU	DP	-	-	FTU
Niagara	Niagara Falls Police	PO	PO	FTU	PO	FTU	FTU	FTU	PO	PO	PO
Oneida	Utica Police	PO	-	DP	-	DP	DP	DP	PO	-	PO
Onondaga	Onondaga County Sheriff	-	DP	DP	-	FTU	-	FTU	-	-	DP
Onondaga	Syracuse Police	PO	-	DP	-	FTU	FTU	FTU	FTU	-	-
Rensselaer	Troy Police	PO	-	FTU	-	FTU	FTU	FTU	DP	DP	FTU
Rockland	Rockland County Sheriff	PO	DP	DP	-	DP	-	DP	DP	-	PO
Rockland	Clarkstown Police	PO	DP	PO	DP	DP	PO	PO	PO	-	PO
Rockland	Ramapo Police	DP	-	PO	PO	-	FTU	FTU	-	-	-
Schenectady	Schenectady Police	-	-	DP	-	-	DP	FTU	-	-	-
Suffolk	Suffolk County Sheriff	PO	-	DP	-	DP	-	FTU	-	-	FTU
Suffolk	Suffolk County Police	FTU	DP	FTU	FTU	-	DP	FTU	FTU	FTU	PO
Westchester	Westchester County Police	DP	DP	DP	PO	FTU	DP	FTU	-	-	-
Westchester	Greenburgh Police	PO	-	FTU	PO	FTU	FTU	FTU	-	-	PO
Westchester	Mt. Vernon Police	PO	-	PO	-	DP	FTU	FTU	PO	PO	-
Westchester	New Rochelle Police	DP	DP	DP	DP	DP	DP	DP	DP	DP	DP
Westchester	White Plains Police	PO	PO	PO	PO	PO	PO	FTU	PO	PO	PO
Westchester	Yonkers Police	DP	DP	PO	-	FTU	DP	FTU	FTU	-	PO
NORTH CAROLINA											
Alamance	Burlington Police	DP	DP	PO	PO	FTU	FTU	FTU	FTU	PO	FTU
Buncombe	Buncombe County Sheriff	DP	DP	PO	DP	FTU	FTU	FTU	FTU	FTU	FTU
Buncombe	Asheville Police	DP	DP	DP	PO	FTU	FTU	FTU	DP	DP	FTU
Cabarrus	Cabarrus County Sheriff	DP	-	PO	-	DP	FTU	-	-	-	PO
Catawba	Hickory Police	-	-	-	-	-	FTU	-	-	-	FTU
Cumberland	Cumberland County Sheriff	PO	FTU	DP	DP	FTU	FTU	FTU	FTU	DP	FTU
Cumberland	Fayetteville Police	DP	FTU	FTU	-	FTU	FTU	FTU	FTU	DP	FTU
Davidson	Davidson County Sheriff	DP	DP	PO	DP	DP	DP	FTU	-	-	-
Durham	Durham County Sheriff	DP	FTU	DP	DP	FTU	FTU	FTU	DP	DP	FTU
Durham	Durham Police	-	DP	DP	-	FTU	FTU	FTU	FTU	FTU	FTU
Forsyth	Forsyth County Sheriff	DP	FTU	FTU	PO	FTU	FTU	FTU	FTU	DP	FTU
Forsyth	Winston-Salem Police	DP	PO	PO	-	FTU	FTU	FTU	FTU	FTU	FTU
Gaston	Gaston County Police	DP	DP	-	FTU	FTU	FTU	FTU	DP	DP	FTU
Gaston	Gastonia Police	-	-	DP	DP	FTU	DP	FTU	-	-	-
Guilford	Guilford County Sheriff	DP	-	FTU	-	FTU	FTU	FTU	DP	DP	-
Guilford	Greensboro Police	PO	DP	PO	-	FTU	FTU	FTU	-	FTU	FTU
Guilford	High Point Police	-	-	DP	-	FTU	FTU	FTU	DP	FTU	PO
Mecklenburg	Charlotte-Mecklenburg Police	DP	DP	DP	-	FTU	FTU	FTU	DP	DP	PO
Nash	Rocky Mount Police	DP	DP	PO	PO	FTU	DP	FTU	PO	DP	FTU
New Hanover	Wilmington Police	DP	DP	DP	-	FTU	FTU	FTU	FTU	FTU	DP
Orange	Orange County Sheriff	DP	DP	DP	DP	DP	FTU	FTU	DP	DP	FTU
Pitt	Greenville Police	-	-	DP	-	FTU	FTU	FTU	FTU	-	FTU
Rowan	Rowan County Sheriff	DP	-	FTU	DP	DP	FTU	DP	DP	-	-
Union	Union County Sheriff	PO	-	FTU	-	DP	FTU	DP	FTU	-	DP
Wake	Wake County Sheriff	PO	DP	DP	-	FTU	FTU	FTU	PO	-	FTU
Wake	Raleigh Police	DP	DP	DP	DP	FTU	FTU	FTU	PO	FTU	FTU
Wilson	Wilson Police	DP	-	PO	-	FTU	DP	FTU	DP	FTU	FTU
OHIO											
Butler	Butler County Sheriff	PO	-	PO	-	PO	FTU	PO	-	-	FTU
Butler	Hamilton Police	PO	PO	DP	DP	DP	FTU	DP	DP	-	DP
Clark	Clark County Sheriff	DP	DP	DP	FTU	DP	DP	DP	PO	PO	PO
Clark	Springfield Police	-	-	DP	-	-	DP	DP	-	-	-
Cuyahoga	Cleveland Police	DP	-	DP	-	FTU	DP	FTU	FTU	FTU	DP
Cuyahoga	Cleveland Heights Police	DP	-	FTU	DP	FTU	DP	DP	DP	DP	DP
Cuyahoga	Euclid Police	DP	DP	PO	PO	DP	FTU	DP	DP	-	DP
Franklin	Franklin County Sheriff	-	-	PO	-	DP	PO	FTU	PO	PO	PO
Franklin	Columbus Police	DP	FTU	FTU	PO	FTU	DP	FTU	FTU	FTU	PO
Hamilton	Hamilton County Sheriff	PO	FTU	PO	-	-	FTU	FTU	-	-	PO
Hamilton	Cincinnati Police	DP	DP	DP	-	FTU	FTU	FTU	FTU	-	PO
Lorain	Lorain Police	DP	DP	DP	DP	-	DP	DP	FTU	-	-
Lucas	Lucas County Sheriff	PO	PO	PO	PO	PO	PO	FTU	PO	PO	FTU
Lucas	Toledo Police	PO	DP	PO	PO	FTU	DP	FTU	FTU	-	FTU
Mahoning	Youngstown Police	-	-	FTU	-	-	FTU	FTU	DP	DP	PO
Montgomery	Montgomery County Sheriff	DP	DP	DP	PO	FTU	FTU	FTU	-	DP	FTU
Montgomery	Dayton Police	PO	PO	PO	-	FTU	DP	FTU	-	-	-
Stark	Stark County Sheriff	-	-	DP	FTU	PO	DP	PO	DP	-	FTU
Stark	Canton Police	-	-	DP	-	-	DP	FTU	-	-	PO
Summit	Summit County Sheriff	DP	DP	DP	DP	DP	FTU	DP	DP	DP	DP
Summit	Akron Police	PO	FTU	DP	-	FTU	FTU	FTU	FTU	-	FTU

Table 13a - continued

County	Name of agency	Agencies with a special unit, designated personnel, or policies and procedures to address:									
		Specific types of crimes					General issues or tasks				
		Bias/hate crime	Cyber- crime	Drunk driving	Environmen- tal crimes	Crime analysis	Crime prevention	Internal affairs	Prosecutor relations	Repeat offenders	Victim assistance
OKLAHOMA											
Cleveland	Norman Police	PO	DP	DP	-	FTU	DP	FTU	-	-	-
Comanche	Lawton Police	-	PO	-	-	-	FTU	FTU	-	-	-
Oklahoma	Oklahoma County Sheriff	PO	-	FTU	FTU	-	PO	FTU	FTU	FTU	FTU
Oklahoma	Oklahoma City Police	DP	FTU	DP	DP	FTU	FTU	FTU	PO	DP	FTU
Tulsa	Tulsa County Sheriff	-	DP	PO	-	DP	DP	FTU	-	-	PO
Tulsa	Tulsa Police	DP	DP	PO	-	FTU	FTU	FTU	FTU	FTU	-
OREGON											
Clackamas	Clackamas County Sheriff	PO	DP	DP	PO	FTU	DP	FTU	PO	-	-
Douglas	Douglas County Sheriff	PO	PO	DP	DP	PO	DP	DP	DP	PO	-
Jackson	Jackson County Sheriff	PO	DP	FTU	-	FTU	FTU	DP	-	DP	-
Lane	Lane County Sheriff	FTU	-	PO	PO	FTU	FTU	FTU	FTU	-	PO
Lane	Eugene Police	PO	PO	FTU	PO	PO	PO	PO	PO	PO	PO
Marion	Salem Police	PO	-	PO	-	FTU	FTU	FTU	-	-	FTU
Multnomah	Gresham Police	PO	DP	FTU	PO	DP	DP	DP	PO	PO	DP
Multnomah	Portland Police	PO	FTU	FTU	-	FTU	FTU	FTU	DP	-	-
Washington	Washington County Sheriff	PO	DP	FTU	PO	FTU	FTU	PO	PO	PO	FTU
Washington	Beaverton Police	PO	DP	DP	DP	FTU	DP	DP	-	-	-
PENNSYLVANIA											
Allegheny	Allegheny County Sheriff	-	-	-	-	-	FTU	DP	-	-	-
Allegheny	Allegheny County Police	PO	DP	PO	-	PO	-	DP	DP	-	PO
Allegheny	Pittsburgh Police	FTU	FTU	DP	-	FTU	FTU	-	-	-	PO
Berks	Reading Police	PO	-	PO	-	FTU	FTU	FTU	PO	-	DP
Dauphin	Harrisburg Police	DP	-	FTU	-	FTU	DP	FTU	FTU	DP	DP
Delaware	Chester Police	-	-	FTU	-	FTU	FTU	FTU	-	-	PO
Delaware	Upper Darby Township Police	DP	DP	PO	-	PO	DP	DP	-	PO	-
Erie	Erie Police	PO	-	PO	-	FTU	FTU	FTU	PO	-	PO
Lackawanna	Scranton Police	PO	PO	FTU	-	FTU	FTU	FTU	DP	-	FTU
Lancaster	Lancaster Police	PO	-	DP	-	-	FTU	FTU	-	-	-
Lehigh	Allentown Police	PO	PO	DP	PO	PO	FTU	FTU	DP	PO	PO
Montgomery	Lower Merion Township Police	PO	-	PO	-	DP	FTU	FTU	DP	-	PO
Northampton	Bethlehem Police	PO	-	FTU	-	-	FTU	DP	FTU	-	FTU
Philadelphia	Philadelphia Police	FTU	FTU	DP	FTU	FTU	DP	FTU	FTU	FTU	DP
RHODE ISLAND											
Kent	Warwick Police	PO	-	PO	PO	PO	DP	FTU	FTU	PO	FTU
Providence	Cranston Police	-	-	PO	-	-	FTU	FTU	-	-	FTU
Providence	Pawtucket Police	PO	-	PO	-	PO	FTU	FTU	-	-	-
Providence	Providence Police	DP	-	PO	-	DP	DP	FTU	FTU	-	-
SOUTH CAROLINA											
Anderson	Anderson County Sheriff	DP	PO	FTU	-	FTU	DP	DP	-	-	FTU
Beaufort	Beaufort County Sheriff	-	PO	FTU	-	PO	FTU	FTU	-	-	FTU
Charleston	Charleston County Sheriff	-	-	PO	-	FTU	FTU	FTU	-	-	FTU
Charleston	Charleston Police	DP	FTU	DP	DP	FTU	DP	FTU	PO	PO	FTU
Charleston	North Charleston Police	DP	DP	DP	-	FTU	FTU	FTU	-	-	FTU
Florence	Florence County Sheriff	PO	DP	PO	PO	PO	FTU	DP	DP	PO	FTU
Greenville	Greenville County Sheriff	DP	FTU	FTU	FTU	FTU	FTU	FTU	DP	DP	FTU
Greenville	Greenville Police	DP	DP	DP	DP	FTU	DP	FTU	PO	PO	FTU
Horry	Horry County Police	PO	-	DP	-	PO	FTU	FTU	DP	DP	FTU
Horry	Myrtle Beach Police	PO	-	DP	-	FTU	FTU	FTU	DP	-	-
Lexington	Lexington County Sheriff	-	DP	FTU	-	FTU	FTU	FTU	DP	DP	FTU
Richland	Richland County Sheriff	-	DP	PO	-	DP	FTU	FTU	-	-	FTU
Richland	Columbia Police	PO	-	DP	-	FTU	FTU	FTU	PO	-	FTU
Spartanburg	Spartanburg County Sheriff	DP	PO	PO	PO	FTU	FTU	FTU	FTU	DP	FTU
Spartanburg	Spartanburg Police	PO	DP	PO	-	FTU	FTU	FTU	FTU	-	FTU
SOUTH DAKOTA											
Minnehaha	Sioux Falls Police	PO	DP	FTU	-	FTU	FTU	FTU	-	-	-
TENNESSEE											
Blount	Blount County Sheriff	-	DP	PO	-	FTU	FTU	DP	DP	-	FTU
Davidson	Nashville Metropolitan Police	DP	FTU	FTU	-	FTU	FTU	FTU	FTU	FTU	FTU
Hamilton	Hamilton County Sheriff	---	---	---	---	---	---	---	---	---	---
Hamilton	Chattanooga Police	PO	-	FTU	-	FTU	FTU	FTU	FTU	-	PO
Knox	Knox County Sheriff	-	FTU	FTU	-	FTU	-	FTU	FTU	FTU	FTU
Knox	Knoxville Police	-	-	FTU	-	FTU	FTU	FTU	FTU	-	-

Table 13a - continued

County	Name of agency	Agencies with a special unit, designated personnel, or policies and procedures to address:									
		Specific types of crimes					General issues or tasks				
		Bias/hate crime	Cyber- crime	Drunk driving	Environmen- tal crimes	Crime analysis	Crime prevention	Internal affairs	Prosecutor relations	Repeat offenders	Victim assistance
TENNESSEE (cont)											
Madison	Jackson Police	PO	PO	FTU	PO	FTU	FTU	PO	PO	PO	PO
Montgomery	Clarksville Police	-	-	DP	-	FTU	FTU	DP	-	-	PO
Rutherford	Murfreesboro Police	PO	-	DP	-	DP	FTU	FTU	PO	PO	PO
Shelby	Shelby County Sheriff	---	---	---	---	---	---	---	---	---	---
Shelby	Memphis Police	PO	DP	-	-	FTU	FTU	FTU	FTU	-	PO
Sullivan	Sullivan County Sheriff	DP	-	DP	-	FTU	FTU	FTU	PO	-	PO
Washington	Johnson City Police	PO	DP	PO	-	FTU	FTU	FTU	PO	PO	DP
TEXAS											
Bell	Killeen Police	DP	DP	DP	DP	FTU	FTU	FTU	DP	DP	FTU
Bell	Temple Police	PO	PO	PO	PO	FTU	PO	FTU	PO	PO	FTU
Bexar	Bexar County Sheriff	DP	DP	FTU	DP	FTU	FTU	FTU	-	-	DP
Bexar	San Antonio Police	DP	DP	FTU	DP	FTU	FTU	FTU	DP	FTU	FTU
Brazoria	Brazoria County Sheriff	PO	-	DP	-	DP	DP	FTU	DP	PO	FTU
Cameron	Brownsville Police	PO	-	PO	PO	PO	FTU	FTU	-	-	FTU
Cameron	Harlingen Police	-	-	DP	-	-	FTU	FTU	FTU	-	DP
Collin	Plano Police	DP	DP	-	-	FTU	FTU	FTU	-	-	DP
Dallas	Dallas County Sheriff	FTU	DP	FTU	-	FTU	DP	FTU	DP	-	DP
Dallas	Carrollton Police	PO	DP	PO	-	-	FTU	FTU	-	PO	FTU
Dallas	Dallas Police	DP	DP	DP	-	FTU	FTU	FTU	-	PO	DP
Dallas	Garland Police	DP	DP	FTU	DP	FTU	FTU	FTU	DP	FTU	FTU
Dallas	Grand Prairie Police	PO	DP	FTU	-	FTU	FTU	FTU	DP	DP	FTU
Dallas	Irving Police	-	DP	DP	-	FTU	FTU	FTU	FTU	DP	FTU
Dallas	Mesquite Police	DP	DP	PO	-	FTU	FTU	FTU	FTU	-	DP
Dallas	Richardson Police	DP	DP	DP	-	FTU	FTU	FTU	FTU	DP	FTU
Denton	Denton County Sheriff	PO	PO	PO	PO	PO	FTU	FTU	PO	PO	PO
Denton	Denton Police	-	PO	DP	-	FTU	DP	FTU	-	-	FTU
Ector	Odessa Police	PO	-	DP	-	FTU	FTU	FTU	DP	FTU	FTU
El Paso	El Paso County Sheriff	PO	-	DP	FTU	FTU	FTU	FTU	-	-	PO
El Paso	El Paso Police	DP	DP	DP	-	DP	DP	DP	-	DP	DP
Fort Bend	Fort Bend County Sheriff	-	-	DP	FTU	FTU	FTU	DP	FTU	FTU	FTU
Galveston	Galveston County Sheriff	---	---	---	---	---	---	---	---	---	---
Galveston	Galveston Police	-	-	PO	-	PO	FTU	FTU	-	FTU	FTU
Gregg	Longview Police	-	DP	PO	-	FTU	-	FTU	DP	PO	FTU
Harris	Harris County Sheriff	-	DP	DP	-	FTU	FTU	FTU	-	-	DP
Harris	Baytown Police	-	-	PO	-	FTU	FTU	FTU	-	FTU	FTU
Harris	Houston Police	FTU	FTU	FTU	FTU	FTU	-	FTU	-	FTU	FTU
Harris	Pasadena Police	-	-	FTU	DP	-	FTU	FTU	-	-	DP
Hidalgo	Hidalgo County Sheriff	PO	-	DP	-	FTU	FTU	FTU	DP	DP	DP
Hidalgo	McAllen Police	PO	-	DP	-	FTU	DP	FTU	-	-	FTU
Jefferson	Beaumont Police	DP	DP	DP	DP	FTU	DP	FTU	DP	DP	DP
Jefferson	Port Arthur Police	DP	FTU	DP	DP	FTU	FTU	FTU	DP	DP	PO
Lubbock	Lubbock Police	-	FTU	-	-	FTU	FTU	FTU	-	-	FTU
McLennan	McLennan County Sheriff	---	---	---	---	---	---	---	---	---	---
McLennan	Waco Police	-	FTU	-	PO	FTU	-	FTU	-	-	-
Midland	Midland Police	PO	DP	PO	-	DP	FTU	FTU	DP	PO	DP
Montgomery	Montgomery County Sheriff	DP	-	FTU	FTU	FTU	FTU	FTU	DP	DP	FTU
Nueces	Nueces County Sheriff	DP	-	DP	FTU	DP	FTU	FTU	DP	DP	DP
Nueces	Corpus Christi Police	PO	FTU	DP	-	FTU	FTU	FTU	-	-	FTU
Potter	Amarillo Police	DP	DP	DP	DP	FTU	FTU	FTU	FTU	FTU	FTU
Smith	Smith County Sheriff	DP	DP	DP	-	PO	DP	DP	PO	DP	PO
Smith	Tyler Police	PO	-	DP	-	FTU	DP	FTU	FTU	PO	DP
Tarrant	Tarrant County Sheriff	-	-	DP	-	DP	FTU	FTU	-	DP	FTU
Tarrant	Arlington Police	-	FTU	FTU	-	FTU	FTU	FTU	FTU	PO	FTU
Tarrant	Fort Worth Police	DP	-	FTU	-	FTU	FTU	FTU	-	-	FTU
Taylor	Abilene Police	-	DP	PO	-	FTU	FTU	DP	DP	-	DP
Tom Green	San Angelo Police	DP	-	DP	-	DP	FTU	FTU	DP	DP	FTU
Travis	Travis County Sheriff	PO	PO	PO	FTU	FTU	FTU	FTU	PO	PO	FTU
Travis	Austin Police	PO	FTU	FTU	DP	FTU	FTU	FTU	FTU	FTU	FTU
Victoria	Victoria County Sheriff	DP	-	DP	-	FTU	FTU	-	DP	-	FTU
Webb	Webb County Sheriff	-	-	DP	DP	DP	DP	DP	DP	-	DP
Webb	Laredo Police	-	-	-	FTU	-	FTU	FTU	FTU	-	FTU
Wichita	Wichita Falls Police	-	PO	PO	-	FTU	FTU	FTU	-	-	DP
Williamson	Williamson County Sheriff	PO	PO	PO	DP	PO	DP	DP	PO	PO	DP
UTAH											
Salt Lake	Salt Lake County Sheriff	PO	DP	DP	DP	FTU	FTU	FTU	PO	DP	FTU
Salt Lake	Salt Lake City Police	DP	FTU	FTU	-	FTU	FTU	FTU	PO	PO	FTU
Salt Lake	West Valley City Police	PO	DP	FTU	-	FTU	FTU	FTU	PO	FTU	PO
Utah	Utah County Sheriff	PO	PO	PO	-	PO	DP	PO	-	PO	-
Weber	Ogden Police	PO	-	FTU	-	DP	FTU	DP	-	DP	-

Table 13a - continued

		Agencies with a special unit, designated personnel, or policies and procedures to address:									
		Specific types of crimes					General issues or tasks				
County	Name of agency	Bias/hate crime	Cyber-crime	Drunk driving	Environmen-tal crimes	Crime analysis	Crime prevention	Internal affairs	Prosecutor relations	Repeat offenders	Victim assistance
VIRGINIA											
Albemarle	Albemarle County Police	PO	FTU	PO	PO	FTU	FTU	FTU	FTU	PO	FTU
Alexandria(city)	Alexandria Police	DP	DP	PO	PO	FTU	FTU	FTU	FTU	PO	DP
Arlington	Arlington County Police	DP	FTU	DP	DP	FTU	DP	FTU	PO	PO	PO
Chesapeake(city)	Chesapeake Police	PO	PO	PO	PO	FTU	FTU	FTU	FTU	PO	PO
Chesterfield	Chesterfield County Police	PO	DP	PO	DP	FTU	FTU	FTU	PO	PO	PO
Danville(city)	Danville Police	PO	DP	PO	PO	PO	FTU	DP	PO	PO	PO
Fairfax	Fairfax County Police	DP	FTU	PO	DP	FTU	FTU	FTU	DP	DP	FTU
Hampton(city)	Hampton Police	DP	DP	DP	-	FTU	FTU	FTU	PO	-	-
Hanover	Hanover County Sheriff	-	DP	PO	-	DP	DP	DP	DP	DP	DP
Henrico	Henrico County Police	PO	DP	DP	-	FTU	DP	FTU	FTU	PO	-
Loudoun	Loudoun County Sheriff	FTU	FTU	FTU	-	FTU	PO	FTU	PO	PO	PO
Lynchburg(city)	Lynchburg Police	PO	PO	DP	PO	DP	DP	DP	PO	PO	PO
Newport News(city)	Newport News Police	PO	DP	DP	DP	FTU	FTU	FTU	FTU	FTU	-
Norfolk(city)	Norfolk Police	FTU	-	FTU	DP	FTU	FTU	FTU	FTU	FTU	FTU
Portsmouth(city)	Portsmouth Police	DP	DP	DP	DP	FTU	FTU	FTU	FTU	DP	DP
Prince William	Prince William County Police	DP	DP	DP	DP	FTU	FTU	FTU	DP	FTU	DP
Richmond(city)	Richmond Police	-	-	PO	-	FTU	FTU	FTU	FTU	-	-
Roanoke(city)	Roanoke Police	PO	DP	DP	PO	FTU	FTU	FTU	DP	FTU	FTU
Suffolk(city)	Suffolk Police	-	-	-	-	FTU	DP	FTU	-	-	-
Virginia Beach(city)	Virginia Beach Police	DP	---	FTU	---	FTU	FTU	FTU	DP	---	---
WASHINGTON											
Clark	Clark County Sheriff	-	-	PO	-	FTU	FTU	FTU	PO	-	-
Clark	Vancouver Police	PO	FTU	DP	-	FTU	DP	FTU	-	-	PO
King	King County Sheriff	PO	FTU	PO	-	FTU	FTU	FTU	PO	-	-
King	Bellevue Police	PO	FTU	DP	-	FTU	FTU	FTU	PO	-	FTU
King	Federal Way Police	-	-	-	-	FTU	FTU	FTU	-	-	FTU
King	Kent Police	-	DP	PO	-	DP	FTU	DP	PO	DP	DP
King	Seattle Police	FTU	DP	FTU	-	FTU	FTU	FTU	DP	DP	FTU
Kitsap	Kitsap County Sheriff	PO	DP	FTU	-	FTU	FTU	FTU	FTU	DP	DP
Pierce	Pierce County Sheriff	DP	DP	PO	-	FTU	FTU	FTU	-	PO	-
Pierce	Tacoma Police	DP	PO	DP	-	FTU	FTU	FTU	-	-	-
Snohomish	Snohomish County Sheriff	PO	DP	DP	-	FTU	DP	FTU	DP	DP	-
Snohomish	Everett Police	PO	DP	DP	DP	FTU	DP	FTU	DP	DP	FTU
Spokane	Spokane County Sheriff	FTU	-	FTU	-	FTU	FTU	FTU	DP	PO	-
Spokane	Spokane Police	PO	DP	DP	-	FTU	FTU	FTU	-	-	-
Thurston	Thurston County Sheriff	DP	DP	DP	PO	-	FTU	DP	PO	PO	PO
Yakima	Yakima Police	PO	DP	DP	PO	FTU	FTU	FTU	PO	PO	PO
WEST VIRGINIA											
Cabell	Huntington Police	DP	DP	DP	-	DP	DP	FTU	DP	-	DP
Kanawha	Charleston Police	DP	DP	FTU	FTU	FTU	DP	FTU	DP	-	DP
WISCONSIN											
Brown	Brown County Sheriff	-	DP	DP	-	DP	FTU	FTU	FTU	-	PO
Brown	Green Bay Police	---	---	---	---	---	---	---	---	---	---
Dane	Dane County Sheriff	PO	-	FTU	-	-	DP	PO	DP	-	PO
Dane	Madison Police	DP	-	PO	-	FTU	FTU	FTU	-	-	PO
Kenosha	Kenosha County Sheriff	-	DP	PO	-	-	FTU	DP	-	-	PO
Kenosha	Kenosha Police	DP	DP	PO	-	-	DP	DP	PO	-	-
Milwaukee	Milwaukee County Sheriff	-	DP	DP	-	DP	-	FTU	-	-	FTU
Milwaukee	Milwaukee Police	FTU	DP	DP	PO	FTU	FTU	FTU	DP	FTU	PO
Milwaukee	West Allis Police	-	DP	DP	-	DP	FTU	DP	-	-	DP
Outgamie	Appleton Police	-	DP	DP	DP	FTU	FTU	DP	DP	DP	DP
Racine	Racine County Sheriff	PO	PO	PO	PO	DP	DP	PO	DP	PO	PO
Racine	Racine Police	DP	DP	DP	DP	FTU	FTU	FTU	DP	DP	DP
Waukesha	Waukesha County Sheriff	-	FTU	DP	-	-	DP	DP	FTU	-	-
Waukesha	Waukesha Police	DP	-	DP	-	DP	FTU	DP	-	-	DP

Codes for table are as follows:

"FTU"=Agency has special unit with full-time personnel.

"DP"=Agency has specially designated personnel assigned address to this task as needed, but no full-time special unit..

"PO"=Agency has special policies or procedures that address this task, but no specially designated personnel.

"-"=Agency has no special policies or procedures, or specially designated personnel to address this task.

---Data were not provided by an agency.

Table 14a. Number of vehicles operated, marked vehicle use policies, and number of animals maintained in local law enforcement agencies, 2000

County	Name of agency	Number of cars		Percent of cars marked	Vehicle use policy	Number of additional vehicles					Number of animals	
		Total	Per 100 officers			Bikes	Motor-cycles	Boats	Heli-copters	Air-planes	Dogs	Horses
ALABAMA												
Etowah	Gadsden Police	100	89	70 %	C	4	0	0	0	0	0	0
Houston	Dothan Police	180	113	56	P	6	0	0	0	0	8	0
Jefferson	Jefferson County Sheriff	293	61	69	P	0	2	0	0	0	6	0
Jefferson	Bessemer Police	91	83	57	-	2	9	0	0	0	1	0
Jefferson	Birmingham Police	617	70	42	-	42	25	2	0	0	10	16
Jefferson	Hoover Police	109	86	51	P	1	9	0	0	0	1	0
Madison	Huntsville Police	361	104	71	C	5	0	0	0	0	9	3
Mobile	Mobile County Sheriff	249	168	83	C	0	0	0	0	0	5	0
Mobile	Mobile Police	382	69	49	P	7	9	0	0	0	3	6
Montgomery	Montgomery County Sheriff	66	54	65	C	0	2	6	0	0	5	0
Montgomery	Montgomery Police	332	69	51	C	11	48	0	0	0	15	0
Morgan	Decatur Police	116	92	76	P	5	6	0	0	0	1	0
Tuscaloosa	Tuscaloosa Police	109	48	50	C	4	14	3	2	0	2	0
ALASKA												
Anchorage	Anchorage Police	420	123	77	P	25	4	0	0	0	6	0
ARIZONA												
Maricopa	Maricopa County Sheriff	---	---	---	---	---	---	---	---	---	---	---
Maricopa	Chandler Police	129	51	53	C	19	15	0	0	0	4	0
Maricopa	Glendale Police	191	66	46	-	12	16	0	0	0	5	0
Maricopa	Mesa Police	540	75	46	-	25	28	0	2	1	6	0
Maricopa	Phoenix Police	1,315	50	56	-	150	164	0	9	3	22	7
Maricopa	Scottsdale Police	161	46	65	P	30	11	0	0	0	5	7
Maricopa	Tempe Police	180	58	42	-	30	37	0	0	0	5	8
Pima	Pima County Sheriff	501	117	58	C	14	0	0	0	3	6	0
Pima	Tucson Police	524	56	63	C	41	56	0	2	1	11	0
Pinal	Pinal County Sheriff	170	126	71	C	4	0	2	0	0	5	0
Yuma	Yuma Police	98	80	58	P	13	7	0	0	0	1	0
ARKANSAS												
Craighead	Jonesboro Police	57	50	70	C	8	0	0	0	0	3	0
Jefferson	Pine Bluff Police	117	75	44	C	10	3	0	0	1	2	0
Pulaski	Pulaski County Sheriff	120	86	75	C	6	0	3	0	0	2	0
Pulaski	Little Rock Police	284	51	63	C	31	7	1	2	0	6	7
Pulaski	North Little Rock Police	164	85	62	P	2	5	0	0	0	4	0
Sebastian	Fort Smith Police	70	43	50	C	20	5	0	0	0	1	0
CALIFORNIA												
Alameda	Alameda County Sheriff	184	20	38	-	13	23	1	3	1	0	0
Alameda	Alameda Police	47	42	51	-	7	7	1	0	0	3	0
Alameda	Berkeley Police	75	39	53	-	12	10	1	0	0	0	0
Alameda	Fremont Police	136	64	70	-	4	15	0	0	0	5	0
Alameda	Hayward Police	79	42	62	-	6	13	0	0	0	4	0
Alameda	Oakland Police	314	44	64	-	33	55	1	2	0	14	5
Butte	Butte County Sheriff	85	83	71	C	4	2	2	2	1	5	0
Contra Costa	Contra Costa County Sheriff	252	40	52	-	10	3	6	1	0	0	7
Contra Costa	Concord Police	110	70	59	-	2	10	0	0	0	9	0
Contra Costa	Richmond Police	80	42	63	-	20	6	2	0	0	6	0
El Dorado	El Dorado County Sheriff	53	32	38	C	6	0	4	0	0	7	8
Fresno	Fresno County Sheriff	255	59	41	C	15	0	9	2	0	11	2
Fresno	Fresno Police	300	44	83	C	6	30	0	3	0	14	6
Kern	Kern County Sheriff	411	86	80	C	12	0	3	4	1	5	0
Kern	Bakersfield Police	281	93	67	P	6	28	0	0	1	8	0
Los Angeles	Los Angeles County Sheriff	2,445	29	50	-	31	93	16	16	3	20	0
Los Angeles	Beverly Hills Police	62	46	42	-	6	13	0	0	0	4	0
Los Angeles	Burbank Police	74	44	45	C	10	15	0	2	0	3	0
Los Angeles	Culver City Police	71	49	62	C	18	8	0	0	0	2	0
Los Angeles	Downey Police	56	50	55	-	5	11	0	0	0	0	0
Los Angeles	El Monte Police	51	35	69	C	4	10	0	1	0	5	3
Los Angeles	Glendale Police	87	38	48	-	25	15	0	2	0	1	0
Los Angeles	Inglewood Police	58	34	48	C	6	13	0	0	0	2	0
Los Angeles	Long Beach Police	448	50	52	C	18	46	0	2	0	16	0
Los Angeles	Los Angeles Police	3,197	34	53	-	250	497	2	19	1	30	29
Los Angeles	Pasadena Police	102	46	41	-	17	18	0	5	0	2	3
Los Angeles	Pomona Police	68	41	71	-	6	8	0	1	1	4	0
Los Angeles	Redondo Beach Police	62	57	44	C	10	10	0	0	0	3	0
Los Angeles	Santa Monica Police	133	65	34	C	30	21	1	0	1	4	5
Los Angeles	Torrance Police	75	30	63	C	0	16	0	0	0	1	0
Los Angeles	West Covina Police	66	50	65	-	4	10	0	1	0	3	0
Los Angeles	Whittier Police	42	32	64	-	4	3	0	0	0	2	0

Table 14a - continued

County	Name of agency	Number of cars		Percent of cars marked	Vehicle use policy	Number of additional vehicles					Number of animals	
		Total	Per 100 officers			Bikes	Motor-cycles	Boats	Heli-copters	Air-planes	Dogs	Horses
CALIFORNIA (cont)												
Marin	Marin County Sheriff	44	22	66	C	4	0	2	0	1	4	0
Monterey	Monterey County Sheriff	212	60	67	-	8	20	1	0	0	3	0
Monterey	Salinas Police	86	57	65	-	0	3	0	0	0	2	0
Orange	Orange County Sheriff-Coroner	446	25	45	-	43	26	12	2	0	19	0
Orange	Anaheim Police	188	46	48	-	35	29	0	4	0	4	7
Orange	Brea Police	41	35	54	-	12	14	0	0	0	4	0
Orange	Costa Mesa Police	---	---	---	---	---	---	---	---	---	---	---
Orange	Fullerton Police	88	58	49	C	6	14	0	0	0	2	0
Orange	Garden Grove Police	96	63	38	-	8	6	0	0	0	2	0
Orange	Huntington Beach Police	140	62	41	C	9	28	0	3	0	4	0
Orange	Irvine Police	37	23	100	C	0	0	0	0	0	3	0
Orange	Newport Beach Police	57	38	53	C	6	17	0	3	0	3	0
Orange	Orange Police	85	51	40	-	6	17	0	0	0	3	0
Orange	Santa Ana Police	195	48	54	C	20	22	0	2	0	6	0
Orange	Westminster Police	38	37	61	-	5	7	0	0	0	0	0
Placer	Placer County Sheriff	117	51	46	-	6	4	5	2	1	16	8
Riverside	Riverside County Sheriff	757	59	60	-	50	20	2	3	1	10	0
Riverside	Corona Police	61	43	64	C	10	6	0	0	0	4	5
Riverside	Riverside Police	317	105	42	C	4	13	0	3	0	6	0
Sacramento	Sacramento County Sheriff	632	46	43	-	21	13	7	0	0	10	20
Sacramento	Sacramento Police	353	54	52	C	8	22	1	2	1	10	6
San Bernardino	San Bernardino County Sheriff	683	48	47	-	68	67	18	13	2	11	0
San Bernardino	Fontana Police	76	60	55	C	8	6	0	1	0	3	0
San Bernardino	Ontario Police	84	36	67	-	13	13	0	2	0	6	0
San Bernardino	Rialto Police	65	64	62	-	6	4	0	0	0	4	0
San Bernardino	San Bernardino Police	166	58	60	-	14	12	0	0	0	4	0
San Diego	San Diego County Sheriff	650	42	46	-	50	24	4	6	1	23	0
San Diego	Chula Vista Police	79	40	54	C	4	10	0	0	0	4	0
San Diego	El Cajon Police	94	66	54	C	14	4	0	0	0	5	0
San Diego	Escondido Police	165	104	78	C	8	8	0	0	0	4	0
San Diego	Oceanside Police	103	63	52	-	18	9	0	0	0	5	0
San Diego	San Diego Police	930	46	50	C	25	60	6	4	2	50	9
San Francisco	San Francisco Police	920	41	35	-	170	95	3	4	0	9	16
San Joaquin	San Joaquin County Sheriff	201	61	27	-	4	4	6	2	1	10	0
San Joaquin	Stockton Police	228	61	56	-	10	18	0	0	0	13	5
San Luis Obispo	San Luis Obispo County Sheriff	80	54	39	-	0	0	1	0	0	0	0
San Mateo	San Mateo County Sheriff	190	62	74	-	6	6	2	0	1	8	0
San Mateo	Daly City Police	52	46	65	-	3	15	0	0	0	2	0
San Mateo	San Mateo Police	58	54	53	-	2	10	0	0	0	2	0
Santa Barbara	Santa Barbara County Sheriff	150	33	45	-	18	0	1	2	1	3	10
Santa Barbara	Santa Barbara Police	51	35	57	-	8	10	0	0	0	2	0
Santa Clara	Santa Clara County Sheriff	213	48	56	-	6	13	1	0	0	8	6
Santa Clara	San Jose Police	709	50	56	C	7	46	1	0	1	10	17
Santa Clara	Santa Clara Police	215	144	67	C	15	12	0	0	0	3	0
Santa Clara	Sunnyvale Police	68	32	43	-	10	7	0	0	0	2	0
Santa Cruz	Santa Cruz County Sheriff	74	46	72	C	8	0	0	0	0	2	0
Shasta	Shasta County Sheriff	45	27	56	C	4	6	8	1	1	4	0
Solano	Fairfield Police	138	137	63	C	11	4	0	0	0	2	0
Solano	Vallejo Police	96	66	42	P	6	11	1	0	0	4	0
Sonoma	Sonoma County Sheriff-Coroner	121	53	62	C	7	3	4	1	0	7	0
Sonoma	Santa Rosa Police	94	57	59	-	7	7	0	0	0	0	3
Stanislaus	Stanislaus County Sheriff	146	67	45	-	12	0	7	4	1	6	0
Stanislaus	Modesto Police	131	55	46	-	4	14	0	0	0	8	8
Tulare	Tulare County Sheriff	195	42	58	C	0	0	2	0	1	8	0
Tulare	Visalia Police	124	110	70	C	3	9	0	0	0	5	0
Ventura	Ventura County Sheriff	296	37	46	C	40	40	1	3	0	6	0
Ventura	Oxnard Police	80	42	63	-	15	7	0	0	0	5	0
Ventura	Simi Valley Police	70	60	43	-	5	10	0	0	0	4	0
Ventura	Ventura Police	49	39	51	C	2	4	0	0	0	3	0
COLORADO												
Adams	Adams County Sheriff	95	34	54	C	2	0	0	0	0	6	0
Adams	Thornton Police	41	37	85	-	8	4	0	0	0	0	0
Adams	Westminster Police	67	45	61	-	14	8	0	0	0	3	0
Arapahoe	Arapahoe County Sheriff	151	39	52	C	8	6	0	0	0	2	0
Arapahoe	Aurora Police	315	62	43	-	58	46	0	0	0	6	0
Boulder	Boulder County Sheriff	77	45	65	P	8	0	0	0	2	4	0
Boulder	Boulder Police	69	42	86	-	8	8	0	0	0	2	0
Denver	Denver Police	918	62	61	C	97	19	0	1	0	8	10
Douglas	Douglas County Sheriff	110	53	64	P	7	4	0	0	0	2	0
El Paso	El Paso County Sheriff	223	60	49	C	4	3	0	0	0	0	4
El Paso	Colorado Springs Police	372	63	52	-	31	16	0	3	0	5	0

Table 14a - continued

County	Name of agency	Number of cars		Percent of cars marked	Vehicle use policy	Number of additional vehicles					Number of animals	
		Total	Per 100 officers			Bikes	Motor-cycles	Boats	Heli-copters	Air-planes	Dogs	Horses
COLORADO (cont)												
Jefferson	Jefferson County Sheriff	124	31	46	C	4	4	0	1	2	8	0
Jefferson	Arvada Police	72	55	56	-	6	8	0	0	0	4	0
Jefferson	Lakewood Police	113	50	51	-	10	4	0	0	0	5	0
Larimer	Larimer County Sheriff	161	139	35	P	2	2	0	0	0	3	0
Larimer	Fort Collins Police	138	96	62	P	12	4	0	0	0	8	0
Pueblo	Pueblo Police	194	101	62	P	6	2	0	0	0	2	0
Weld	Weld County Sheriff	47	47	60	-	2	0	0	0	0	3	6
Weld	Greeley Police	62	54	65	-	14	2	0	0	0	0	0
CONNECTICUT												
Fairfield	Bridgeport Police	282	67	54	C	25	4	0	0	0	5	6
Fairfield	Danbury Police	69	45	48	-	13	0	1	0	0	1	0
Fairfield	Fairfield Police	41	39	59	-	3	3	2	0	0	0	0
Fairfield	Greenwich Police	36	23	64	P	5	5	3	0	0	1	0
Fairfield	Norwalk Police	80	46	63	-	15	0	3	0	0	3	0
Fairfield	Stamford Police	114	36	50	P	12	0	3	0	0	0	0
Fairfield	Stratford Police	51	50	55	-	6	0	1	0	0	2	0
Hartford	Bristol Police	24	21	75	-	8	2	0	0	0	1	0
Hartford	East Hartford Police	71	54	48	-	9	4	0	0	0	5	0
Hartford	Hartford Police	160	38	44	-	25	11	2	0	0	6	0
Hartford	Manchester Police	61	53	49	C	8	0	0	0	0	2	0
Hartford	New Britain Police	70	44	60	P	24	3	0	0	0	2	0
Hartford	West Hartford Police	138	108	62	C	12	4	0	0	0	2	0
Middlesex	Middletown Police	39	39	46	-	8	2	2	0	0	1	0
New Haven	Hamden Police	35	34	57	C	6	3	0	0	0	3	0
New Haven	Meriden Police	77	60	73	C	10	1	0	0	0	3	0
New Haven	Milford Police	40	38	57	P	2	0	3	0	0	3	0
New Haven	New Haven Police	196	43	47	-	39	8	0	0	0	0	7
New Haven	Waterbury Police	104	32	58	-	15	3	0	0	0	6	0
New Haven	West Haven Police	45	39	67	C	10	2	2	0	0	3	0
DELAWARE												
New Castle	New Castle County Police	208	63	72	C	4	18	1	0	0	2	0
New Castle	Wilmington Police	91	33	67	-	30	7	0	0	0	6	0
DISTRICT OF COLUMBIA												
Washington, DC	Washington Metropolitan Police	1,050	29	68	C	387	220	12	0	0	35	0
FLORIDA												
Alachua	Alachua County Sheriff	271	115	73	P	20	5	2	2	0	9	0
Alachua	Gainesville Police	268	105	63	P	19	6	0	2	0	9	3
Bay	Bay County Sheriff	145	80	54	P	12	2	4	3	0	4	0
Brevard	Brevard County Sheriff	400	103	68	C	163	9	8	4	0	12	0
Brevard	Melbourne Police	88	56	57	C	8	8	1	0	0	4	0
Brevard	Palm Bay Police	137	111	64	P	12	0	2	0	0	3	0
Broward	Broward County Sheriff	2,298	175	62	P	139	56	11	3	1	21	11
Broward	Coral Springs Police	224	129	78	P	16	10	0	0	0	5	0
Broward	Davie Police	163	115	72	P	16	5	0	0	0	4	1
Broward	Fort Lauderdale Police	269	54	41	C	25	22	11	0	0	10	8
Broward	Hollywood Police	345	100	77	C	10	9	4	0	0	6	0
Broward	Margate Police	118	108	80	P	11	4	0	0	0	0	0
Broward	Miramar Police	65	50	62	P	9	10	0	0	0	2	0
Broward	Pembroke Pines Police	232	115	75	C	3	5	1	0	0	3	3
Broward	Plantation Police	165	88	68	C	7	10	0	0	0	4	0
Broward	Sunrise Police	143	90	80	P	15	8	0	0	0	2	0
Charlotte	Charlotte County Sheriff	180	79	67	P	9	2	4	4	1	9	0
Citrus	Citrus County Sheriff	189	117	73	P	13	5	9	4	1	3	0
Clay	Clay County Sheriff	271	118	62	P	6	14	5	0	0	1	0
Collier	Collier County Sheriff	566	112	71	C	16	0	6	2	2	9	0
Duval	Jacksonville Sheriff	1,500	96	77	P	40	15	4	4	4	18	4
Escambia	Escambia County Sheriff	473	124	59	P	11	0	1	0	0	13	0
Escambia	Pensacola Police	190	121	63	P	6	4	1	0	0	6	0
Hernando	Hernando County Sheriff	213	117	64	P	12	0	4	2	1	4	0
Highlands	Highlands County Sheriff	83	66	66	C	8	2	2	0	1	4	0
Hillsborough	Hillsborough County Sheriff	1,450	141	69	P	20	25	12	4	0	14	0
Hillsborough	Tampa Police	956	102	77	C	10	20	4	4	2	18	5
Indian River	Indian River County Sheriff	165	80	79	C	7	0	2	2	0	5	0
Lake	Lake County Sheriff	94	45	61	C	3	0	9	4	1	9	0
Lee	Lee County Sheriff	530	127	54	C	12	8	7	2	1	12	1
Lee	Cape Coral Police	165	112	60	P	2	6	2	0	0	2	2
Lee	Fort Myers Police	126	82	58	P	10	3	2	0	0	3	1

Table 14a - continued

County	Name of agency	Number of cars		Percent of cars marked	Vehicle use policy	Number of additional vehicles					Number of animals	
		Total	Per 100 officers			Bikes	Motor-cycles	Boats	Heli-copters	Air-planes	Dogs	Horses
FLORIDA (cont)												
Leon	Leon County Sheriff	221	77	53	C	0	2	1	2	0	7	5
Leon	Tallahassee Police	460	143	75	C	20	7	0	0	0	7	0
Manatee	Manatee County Sheriff	484	132	54	P	20	4	5	2	1	7	7
Marion	Marion County Sheriff	320	115	56	P	8	3	6	2	0	7	1
Marion	Ocala Police	170	108	65	P	4	6	0	0	0	3	3
Martin	Martin County Sheriff	260	128	67	P	11	3	2	2	0	7	0
Miami-Dade	Miami-Dade Police	3,152	105	58	P	206	26	11	4	2	30	8
Miami-Dade	Coral Gables Police	188	115	72	C	14	11	3	0	0	6	0
Miami-Dade	Hialeah Police	341	102	68	C	0	28	0	0	0	5	0
Miami-Dade	Miami Police	1,449	131	55	P	70	23	6	0	0	14	18
Miami-Dade	Miami Beach Police	458	122	72	C	43	16	3	0	0	10	0
Miami-Dade	North Miami Police	127	106	69	C	0	8	2	0	0	4	0
Miami-Dade	North Miami Beach Police	121	111	69	C	20	4	1	0	0	4	0
Monroe	Monroe County Sheriff	211	109	64	P	6	4	0	3	1	4	0
Okaloosa	Okaloosa County Sheriff	265	119	72	P	10	3	3	0	0	6	0
Orange	Orange County Sheriff	1,442	118	59	C	96	23	11	3	1	20	9
Orange	Orlando Police	209	32	72	-	90	36	2	0	0	8	9
Osceola	Osceola County Sheriff	298	112	69	P	8	5	5	3	2	3	0
Palm Beach	Palm Beach County Sheriff	1,000	93	70	P	130	17	8	2	1	18	8
Palm Beach	Boca Raton Police	160	107	38	P	20	6	4	0	0	3	0
Palm Beach	Boynton Beach Police	63	47	70	-	10	4	1	0	0	3	0
Palm Beach	Delray Beach Police	71	49	49	-	15	3	1	0	0	2	0
Palm Beach	Riviera Beach Police	58	57	48	C	6	4	0	0	0	2	0
Palm Beach	West Palm Beach Police	189	74	68	C	10	7	2	1	0	4	0
Pasco	Pasco County Sheriff	583	156	58	P	5	3	2	4	2	8	0
Pinellas	Pinellas County Sheriff	979	114	51	P	52	0	14	5	3	10	0
Pinellas	Clearwater Police	247	98	57	C	8	5	0	0	0	5	0
Pinellas	Largo Police	103	84	72	P	17	7	0	0	0	4	0
Pinellas	St. Petersburg Police	402	80	54	C	21	4	3	0	0	12	8
Polk	Polk County Sheriff	711	131	54	P	45	6	7	4	1	22	0
Polk	Lakeland Police	242	101	66	P	15	6	0	0	0	9	0
Putnam	Putnam County Sheriff	92	61	78	P	6	2	3	0	0	2	0
St. Johns	St. Johns County Sheriff	216	79	77	P	12	8	3	1	0	2	0
St. Lucie	St. Lucie County Sheriff	225	104	67	P	7	4	3	3	0	6	0
St. Lucie	Fort Pierce Police	119	110	74	C	6	3	1	0	0	3	0
St. Lucie	Port St. Lucie Police	128	96	85	C	4	3	1	0	0	3	0
Santa Rosa	Santa Rosa County Sheriff	150	109	77	C	6	0	4	0	1	4	0
Sarasota	Sarasota County Sheriff	497	126	57	P	9	3	3	1	0	8	7
Sarasota	Sarasota Police	179	90	59	P	32	6	2	0	0	4	0
Seminole	Seminole County Sheriff	276	91	67	P	56	0	10	2	0	3	0
Seminole	Altamonte Springs Police	59	58	46	C	11	13	1	0	0	1	0
Volusia	Volusia County Sheriff	478	122	71	P	6	12	6	3	1	6	0
Volusia	Daytona Beach Police	121	42	59	C	23	16	1	0	0	5	0
GEORGIA												
Bartow	Bartow County Sheriff	58	45	53	C	0	0	1	0	0	2	0
Bibb	Bibb County Sheriff	109	48	46	P	0	0	1	0	0	2	0
Bibb	Macon Police	289	101	66	P	17	10	0	0	0	4	5
Chatham	Chatham County Police	140	110	57	P	8	2	11	0	0	0	0
Chatham	Savannah Police	160	42	50	-	20	4	0	0	0	0	5
Cherokee	Cherokee County Sheriff	139	75	52	C	0	0	0	0	0	3	0
Clarke	Athens-Clarke County Police	96	48	64	P	46	2	0	0	0	4	3
Clayton	Clayton County Police	---	---	---	---	---	---	---	---	---	---	---
Cobb	Cobb County Police	208	41	61	C	6	22	4	0	0	4	0
Cobb	Marietta Police	82	59	63	C	11	2	0	0	0	1	0
Columbia	Columbia County Sheriff	118	89	68	P	10	4	0	0	0	7	0
De Kalb	De Kalb County Police	195	27	54	C	20	22	0	2	0	6	0
Dougherty	Albany Police	184	88	78	P	10	0	1	0	0	2	6
Douglas	Douglas County Sheriff	106	52	64	C	0	0	0	0	0	7	0
Forsyth	Forsyth County Sheriff	55	41	73	C	4	4	3	0	0	5	0
Fulton	Fulton County Police	243	91	59	P	0	15	0	1	0	0	0
Fulton	Atlanta Police	560	38	42	C	70	108	0	3	0	20	14
Fulton	East Point Police	85	73	62	C	8	0	0	0	0	3	0
Fulton	Roswell Police	83	66	61	C	8	19	0	0	0	1	0
Glynn	Glynn County Police	79	73	59	C	3	0	0	0	0	7	0
Gwinnett	Gwinnett County Police	604	128	71	C	22	12	0	2	0	4	0
Hall	Hall County Sheriff	160	82	56	C	4	2	0	0	0	1	0
Muscogee	Muscogee County Sheriff	61	44	72	C	0	0	0	0	0	0	0
Muscogee	Columbus Police	361	98	61	C	3	12	0	0	0	1	0
Richmond	Augusta-Richmond Co Sheriff	395	74	65	P	12	14	0	0	0	5	0

Table 14a - continued

County	Name of agency	Number of cars		Percent of cars marked	Vehicle use policy	Number of additional vehicles					Number of animals	
		Total	Per 100 officers			Bikes	Motor-cycles	Boats	Heli-copters	Air-planes	Dogs	Horses
HAWAII												
Hawaii	Hawaii County Police	392	100	8	-	16	0	0	0	0	2	0
Honolulu	Honolulu Police	357	20	81	P	67	59	0	2	0	7	0
Kauai	Kauai County Police	130	102	62	C	0	0	0	0	0	1	0
Maui	Maui County Police	222	76	58	C	6	0	0	0	0	0	0
IDAHO												
Ada	Boise Police	88	81	55	C	10	9	3	0	0	5	0
Canyon	Canyon County Sheriff	193	79	47	-	6	8	0	0	0	6	3
ILLINOIS												
Champaign	Champaign Police	55	47	51	-	10	0	0	0	0	2	0
Cook	Cook County Sheriff	---	---	---	---	---	---	---	---	---	---	---
Cook	Arlington Heights Police	48	44	65	-	0	4	0	0	0	0	0
Cook	Chicago Police	3,297	24	57	-	412	29	5	0	0	47	29
Cook	Cicero Police	63	46	32	-	4	0	0	0	0	1	0
Cook	Evanston Police	58	39	55	P	6	7	0	0	0	0	0
Cook	Oak Lawn Police	38	37	61	-	4	0	0	0	0	1	0
Cook	Oak Park Police	45	43	67	-	10	4	0	0	0	0	0
Cook	Schaumburg Police	56	40	52	-	6	4	0	0	0	2	0
Cook	Skokie Police	38	37	71	-	4	0	0	0	0	1	0
Du Page	Du Page County Sheriff	120	28	75	C	4	2	0	0	0	8	0
Du Page	Naperville Police	61	35	59	P	10	2	0	0	0	2	0
Kane	Aurora Police	118	45	63	-	14	0	0	0	0	2	0
Kane	Elgin Police	85	52	72	P	10	2	0	0	0	2	0
Lake	Lake County Sheriff	159	81	82	C	5	3	9	0	0	5	0
Lake	Waukegan Police	60	38	58	C	10	2	0	0	0	2	0
Macon	Decatur Police	54	33	56	-	6	0	0	0	0	3	0
Peoria	Peoria Police	150	65	48	-	10	2	0	0	0	5	0
Sangamon	Springfield Police	183	71	77	P	30	1	2	0	0	6	2
Will	Will County Sheriff	241	88	54	C	0	4	1	0	0	4	0
Will	Joliet Police	270	110	74	C	24	0	0	0	0	4	0
Winnebago	Winnebago County Sheriff	97	78	56	-	4	0	3	0	0	2	0
Winnebago	Rockford Police	160	55	53	-	20	0	0	0	0	4	0
INDIANA												
Allen	Allen County Sheriff	75	63	60	P	5	0	0	0	0	6	0
Allen	Fort Wayne Police	405	107	67	P	20	9	0	0	0	13	4
Delaware	Muncie Police	45	38	56	C	5	0	0	0	0	6	3
Elkhart	Elkhart Police	105	101	64	P	8	2	1	0	0	4	0
Howard	Kokomo Police	57	55	44	P	5	2	0	0	0	2	0
Lake	Lake County Sheriff	118	65	47	P	0	6	3	4	1	11	0
Lake	East Chicago Police	82	64	51	-	0	7	0	0	0	1	0
Lake	Gary Police	116	44	74	P	3	6	0	3	0	4	0
Lake	Hammond Police	80	38	19	P	10	8	0	0	0	6	0
Madison	Anderson Police	62	47	48	C	2	5	0	0	0	3	3
Marion	Marion County Sheriff	713	124	48	P	0	24	0	0	0	14	0
Marion	Indianapolis Police	1,138	109	66	P	45	43	2	4	0	25	13
St. Joseph	St. Joseph County Sheriff	151	127	60	P	4	3	1	0	0	3	0
St. Joseph	South Bend Police	240	93	67	P	21	2	0	0	0	5	0
Vanderburgh	Vanderburgh County Sheriff	85	84	69	P	0	2	0	0	0	3	0
Vanderburgh	Evansville Police	161	57	53	P	6	0	0	0	0	7	0
Vigo	Terre Haute Police	90	76	67	P	2	5	0	0	0	3	0
IOWA												
Black Hawk	Waterloo Police	45	36	78	C	4	3	0	0	0	3	0
Linn	Cedar Rapids Police	140	71	36	-	8	0	0	0	0	2	0
Polk	Polk County Sheriff	48	27	63	C	0	2	0	0	1	1	0
Polk	Des Moines Police	188	53	63	P	4	3	1	0	0	1	0
Pottawattamie	Council Bluffs Police	50	43	50	-	8	2	0	0	0	0	0
Scott	Davenport Police	80	50	44	-	10	5	0	0	0	3	0
Woodbury	Sioux City Police	72	58	53	-	10	0	0	0	0	5	0
KANSAS												
Douglas	Lawrence Police	42	36	52	-	4	4	0	0	0	0	0
Johnson	Johnson County Sheriff	163	41	10	C	0	0	0	0	1	0	0
Johnson	Olathe Police	95	70	65	C	5	5	0	0	0	4	0
Johnson	Overland Park Police	114	57	61	-	12	12	1	0	0	4	0
Sedgwick	Sedgwick County Sheriff	160	96	42	C	0	8	0	0	1	0	0
Sedgwick	Wichita Police	201	33	58	C	37	42	0	2	0	1	10
Shawnee	Topeka Police	190	67	54	C	16	7	0	4	0	10	0
Wyandotte	Kansas City Police	300	85	67	-	20	11	0	0	0	2	0

Table 14a - continued

County	Name of agency	Number of cars		Percent of cars marked	Vehicle use policy	Number of additional vehicles					Number of animals	
		Total	Per 100 officers			Bikes	Motor-cycles	Boats	Heli-copters	Air-planes	Dogs	Horses
KENTUCKY												
Fayette	Lexington-Fayette County Police	453	92	71	P	53	14	0	0	0	8	9
Jefferson	Jefferson County Police	691	153	57	P	16	0	3	2	0	8	0
Jefferson	Louisville Police	600	87	67	P	30	0	0	0	0	6	8
Kenton	Covington Police	111	97	84	P	5	3	1	0	0	2	4
LOUISIANA												
Ascension	Ascension Parish Sheriff	141	53	75	P	0	8	2	0	0	0	0
Bossier	Bossier Parish Sheriff	77	45	79	P	0	0	3	0	0	4	0
Bossier	Bossier Police	186	133	54	P	0	5	0	0	0	0	0
Caddo	Caddo Parish Sheriff	235	58	62	C	0	0	4	0	0	6	1
Caddo	Shreveport Police	381	77	60	P	26	12	8	0	0	7	7
Calcasieu	Calcasieu Parish Sheriff	290	38	69	C	0	0	7	0	0	6	0
Calcasieu	Lake Charles Police	90	61	58	P	10	9	0	0	0	5	0
E. Baton Rouge	E. Baton Rouge Parish Sheriff	329	46	44	P	10	7	5	0	0	1	0
E. Baton Rouge	Baton Rouge Police	594	99	65	C	21	31	0	0	0	15	0
Jefferson	Jefferson Parish Sheriff	1,289	188	56	P	0	81	18	1	0	0	0
Jefferson	Kenner Police	196	139	84	P	0	0	2	0	0	2	4
Lafayette	Lafayette Parish Sheriff	180	37	24	P	0	4	1	0	0	4	0
Lafayette	Lafayette Police	232	102	67	C	5	5	2	0	0	5	0
Lafourche	Lafourche Parish Sheriff	114	68	67	P	2	5	4	0	0	6	7
Livingston	Livingston Parish Sheriff	84	54	76	P	0	0	3	0	0	2	0
Morehouse	Morehouse Parish Sheriff	68	40	68	C	0	0	0	0	0	2	0
Orleans	Orleans Parish Sheriff	100	15	70	P	6	12	4	0	0	12	4
Orleans	New Orleans Police	809	49	77	P	20	42	0	0	0	19	26
Ouachita	Ouachita Parish Sheriff	21	12	67	C	0	0	0	0	0	1	0
Ouachita	Monroe Police	95	54	58	C	10	0	1	0	0	3	0
Plaquemines	Plaquemines Parish Sheriff	150	62	67	P	0	2	2	0	0	2	0
Rapides	Rapides Parish Sheriff	97	23	47	C	0	0	5	0	0	1	0
Rapides	Alexandria Police	90	56	56	P	18	10	1	0	0	4	4
St. Charles	St. Charles Parish Sheriff	209	110	66	P	0	5	5	0	0	5	0
St. John the Baptist	St. John the Baptist Sheriff	153	74	71	C	0	0	2	0	0	5	0
St. Landry	St. Landry Parish Sheriff	54	42	72	P	0	0	3	0	0	2	0
St. Martin	St. Martin Parish Sheriff	47	32	32	C	0	0	7	0	0	7	0
St. Tammany	St. Tammany Parish Sheriff	268	53	63	P	2	11	27	0	0	6	0
Terrebonne	Terrebonne Parish Sheriff	200	62	65	P	0	9	11	0	0	4	0
MAINE												
Cumberland	Portland Police	45	30	60	-	15	2	0	0	0	4	3
MARYLAND												
Anne Arundel	Anne Arundel County Police	529	81	59	P	2	11	0	2	0	11	0
Anne Arundel	Annapolis Police	70	61	57	-	10	3	1	0	0	3	0
Baltimore	Baltimore County Police	656	37	48	-	50	6	3	3	0	35	0
Baltimore(city)	Baltimore Police	660	22	61	C	25	63	5	0	0	24	11
Charles	Charles County Sheriff	231	108	62	P	10	3	0	0	0	8	0
Harford	Harford County Sheriff	243	120	64	P	0	2	2	0	0	6	0
Howard	Howard County Police	327	100	58	P	12	4	0	1	0	6	0
Montgomery	Montgomery County Police	961	94	62	P	80	26	0	0	0	18	0
Prince George's	Prince George's County Police	1,514	106	63	P	50	10	0	2	0	12	6
MASSACHUSETTS												
Bristol	Fall River Police	80	40	50	-	12	4	1	0	0	0	0
Bristol	New Bedford Police	76	27	50	-	6	5	0	0	0	3	0
Bristol	Taunton Police	43	38	65	C	8	2	1	0	0	2	0
Essex	Lawrence Police	57	40	53	C	12	12	1	0	0	1	0
Essex	Lynn Police	65	36	58	-	25	8	0	0	0	0	0
Hampden	Chicopee Police	23	18	65	-	9	1	0	0	0	2	0
Hampden	Holyoke Police	17	12	65	-	45	1	0	0	0	1	0
Hampden	Springfield Police	228	38	57	-	14	8	1	0	0	10	7
Middlesex	Cambridge Police	52	20	52	-	10	12	0	0	0	0	0
Middlesex	Framingham Police	40	34	60	C	6	3	0	0	0	2	0
Middlesex	Lowell Police	75	30	51	-	28	4	1	0	0	1	4
Middlesex	Malden Police	22	21	55	-	6	3	0	0	0	0	0
Middlesex	Medford Police	---	---	---	---	---	---	---	---	---	---	---
Middlesex	Newton Police	30	19	50	-	4	4	0	0	0	0	0
Middlesex	Somerville Police	40	29	65	C	16	6	0	0	0	0	0
Middlesex	Waltham Police	40	28	65	-	6	3	0	0	0	1	0
Norfolk	Brookline Police	55	40	73	-	4	2	0	0	0	0	0
Norfolk	Quincy Police	76	35	66	-	5	10	4	0	0	3	3
Plymouth	Brockton Police	61	32	56	-	6	6	0	0	0	3	0
Suffolk	Boston Police	909	42	52	-	43	68	5	0	0	13	14
Suffolk	Revere Police	---	---	---	---	---	---	---	---	---	---	---
Worcester	Worcester Police	190	41	51	-	12	10	1	0	0	6	0

Table 14a - continued

County	Name of agency	Number of cars		Percent of cars marked	Vehicle use policy	Number of additional vehicles					Number of animals	
		Total	Per 100 officers			Bikes	Motor-cycles	Boats	Heli-copters	Air-planes	Dogs	Horses
MICHIGAN												
Calhoun	Battle Creek Police	54	44	78	-	16	4	0	0	0	2	0
Genesee	Genesee County Sheriff	45	32	67	C	1	5	6	0	0	3	0
Genesee	Flint Police	169	50	47	-	10	3	0	0	0	3	6
Ingham	Lansing Police	110	42	54	-	6	8	4	0	0	8	0
Kalamazoo	Kalamazoo County Sheriff	36	25	64	-	0	0	3	0	0	0	0
Kalamazoo	Kalamazoo Police	107	38	61	-	20	2	0	0	0	12	0
Kent	Kent County Sheriff	175	105	43	C	8	0	0	0	0	3	0
Kent	Grand Rapids Police	134	37	72	-	45	6	0	0	0	7	0
Kent	Wyoming Police	51	50	61	-	8	2	0	0	0	5	0
Macomb	Macomb County Sheriff	65	32	42	-	3	0	7	0	0	0	0
Macomb	Sterling Heights Police	84	53	52	-	9	0	0	0	0	3	0
Macomb	Warren Police	40	17	100	-	10	9	0	2	0	0	0
Oakland	Oakland County Sheriff	205	23	61	-	6	25	40	1	0	5	30
Oakland	Farmington Hills Police	74	63	51	-	10	3	0	0	0	0	0
Oakland	Pontiac Police	82	49	61	-	7	11	0	0	0	2	0
Oakland	Royal Oak Police	35	35	63	-	0	4	0	0	0	1	0
Oakland	Southfield Police	103	66	52	-	10	6	0	0	0	3	0
Oakland	Troy Police	75	55	40	-	12	0	0	0	0	4	0
Saginaw	Saginaw Police	104	68	50	-	10	2	0	0	0	2	0
Washtenaw	Washtenaw County Sheriff	216	140	77	C	12	8	3	1	0	1	0
Washtenaw	Ann Arbor Police	63	34	60	-	18	5	0	0	0	2	0
Wayne	Wayne County Sheriff	100	12	55	-	0	35	8	0	0	4	4
Wayne	Dearborn Police	47	23	94	-	10	7	1	0	0	1	0
Wayne	Detroit Police	896	22	58	-	67	30	3	3	0	13	24
Wayne	Livonia Police	95	57	37	-	0	2	0	0	0	2	0
Wayne	Taylor Police	58	56	48	-	2	2	0	0	0	2	0
Wayne	Westland Police	75	71	47	-	5	5	0	0	0	2	0
MINNESOTA												
Hennepin	Hennepin County Sheriff	110	36	27	C	4	0	8	0	0	7	0
Hennepin	Bloomington Police	47	44	55	C	0	0	0	0	0	5	0
Hennepin	Minneapolis Police	475	53	47	C	40	0	0	0	0	12	5
Olmsted	Rochester Police	38	35	74	-	10	0	0	0	0	2	0
Ramsey	Ramsey County Sheriff	70	23	71	C	0	0	1	0	0	2	0
Ramsey	St. Paul Police	335	58	73	C	30	8	0	0	0	20	9
St. Louis	Duluth Police	71	48	65	C	24	0	0	0	0	4	2
MISSISSIPPI												
Forrest	Hattiesburg Police	96	86	75	C	8	4	0	0	0	6	0
Harrison	Harrison County Sheriff	114	77	61	P	2	6	9	2	1	9	0
Harrison	Biloxi Police	167	127	81	C	2	6	3	0	0	4	0
Harrison	Gulfport Police	219	120	76	P	5	10	1	0	0	5	0
Hinds	Jackson Police	600	143	67	C	11	16	0	0	0	6	0
Lauderdale	Meridian Police	74	64	64	C	6	0	2	0	0	3	2
Lee	Tupelo Police	69	59	64	C	4	5	0	1	0	4	0
Warren	Vicksburg Police	72	68	67	C	4	2	0	0	0	3	0
Washington	Greenville Police	66	65	64	C	2	0	0	0	0	1	0
MISSOURI												
Boone	Columbia Police	79	64	47	C	10	0	0	0	0	2	0
Buchanan	St. Joseph Police	74	66	73	C	4	5	0	0	0	3	0
Greene	Springfield Police	132	43	54	-	24	10	0	0	1	5	0
Jackson	Independence Police	117	59	57	-	2	8	0	0	0	3	0
Jackson	Kansas City Police	678	54	50	C	90	46	0	4	0	7	0
Jefferson	Jefferson County Sheriff	149	96	79	C	2	0	0	0	0	8	4
St. Charles	St. Charles County Sheriff	121	95	71	C	4	5	0	0	0	2	0
St. Charles	St. Charles Police	---	---	---	---	---	---	---	---	---	---	---
St. Louis	St. Louis County Police	422	61	65	P	22	0	0	4	1	6	0
St. Louis(city)	St. Louis Police	530	36	57	-	30	40	0	1	0	15	16
MONTANA												
Yellowstone	Billings Police	89	74	76	C	12	2	0	0	0	4	0
NEBRASKA												
Douglas	Douglas County Sheriff	140	116	72	-	0	0	1	0	0	5	0
Douglas	Omaha Police	440	58	44	-	34	15	0	1	1	0	0
Lancaster	Lincoln Police	180	61	67	-	25	0	0	0	0	4	0
Sarpy	Sarpy County Sheriff	63	58	38	C	9	0	2	0	0	0	0

Table 14a - continued

County	Name of agency	Number of cars		Percent of cars marked	Vehicle use policy	Number of additional vehicles					Number of animals	
		Total	Per 100 officers			Bikes	Motor-cycles	Boats	Heli-copters	Air-planes	Dogs	Horses
NEVADA												
Clark	Las Vegas Metropolitan Police	995	46	57	-	148	118	0	5	1	26	9
Clark	Henderson Police	170	73	74	C	16	14	0	0	0	1	0
Clark	North Las Vegas Police	107	63	47	-	6	14	0	0	0	0	0
Washoe	Washoe County Sheriff	125	29	60	C	13	8	1	2	0	10	0
Washoe	Reno Police	175	55	34	-	15	14	0	0	0	5	4
NEW HAMPSHIRE												
Hillsborough	Manchester Police	50	26	64	-	12	4	0	0	0	6	2
Hillsborough	Nashua Police	40	25	45	-	12	3	1	0	0	3	0
NEW JERSEY												
Atlantic	Atlantic City Police	215	53	60	P	65	16	0	0	0	15	0
Bergen	Hackensack Police	65	59	75	-	2	2	0	0	0	0	0
Camden	Camden Police	60	15	67	-	40	8	0	0	0	0	6
Camden	Cherry Hill Police	56	43	52	-	0	0	0	0	0	3	0
Cape May	Cape May County Sheriff	25	22	60	-	5	0	0	0	0	9	0
Cumberland	Vineland Police	70	50	86	-	6	0	0	0	0	0	0
Essex	Belleville Police	45	42	56	-	6	2	0	0	0	0	0
Essex	Bloomfield Police	38	32	55	-	4	0	0	0	0	1	0
Essex	East Orange Police	70	25	43	-	6	2	0	0	0	0	0
Essex	Irvington Police	35	21	71	-	0	0	0	0	0	8	0
Essex	Montclair Police	35	32	51	-	12	0	0	0	0	0	0
Essex	Newark Police	288	20	58	-	0	22	2	0	0	2	25
Essex	Orange Police	36	31	61	-	12	2	0	0	0	0	0
Essex	West Orange Police	43	42	63	-	5	3	0	0	0	1	0
Hudson	Hudson County Sheriff	44	22	32	-	6	2	0	0	0	0	0
Hudson	Bayonne Police	56	24	57	-	20	6	0	0	0	0	0
Hudson	Hoboken Police	30	17	67	-	12	10	2	0	0	0	0
Hudson	Jersey City Police	216	25	50	-	80	24	3	0	0	1	0
Hudson	Kearny Police	121	103	69	C	20	4	1	0	0	2	0
Hudson	North Bergen Police	31	30	81	-	8	0	0	0	0	0	0
Hudson	Union City Police	42	21	64	-	25	0	0	0	0	0	0
Hudson	West New York Police	28	24	46	-	10	9	0	0	0	0	0
Mercer	Hamilton Police	65	37	55	-	14	3	0	0	0	1	0
Mercer	Trenton Police	136	36	35	-	45	2	0	0	0	12	0
Middlesex	Edison Police	---	---	---	---	---	---	---	---	---	---	---
Middlesex	New Brunswick Police	54	38	59	-	12	0	0	0	0	1	0
Middlesex	Perth Amboy Police	44	35	68	C	16	2	0	0	0	2	0
Middlesex	Woodbridge Police	80	41	50	-	8	0	0	0	0	0	0
Morris	Parsippany Police	51	50	55	-	0	0	0	0	0	0	0
Ocean	Brick Township Police	76	67	63	C	4	0	0	0	0	4	0
Ocean	Dover Township Police	103	75	61	C	10	0	0	0	0	4	0
Passaic	Passaic County Sheriff	83	18	25	P	0	21	0	0	0	27	8
Passaic	Clifton Police	75	48	55	-	20	7	0	0	0	0	0
Passaic	Passaic Police	40	23	63	-	15	2	0	0	0	0	0
Passaic	Paterson Police	---	---	---	---	---	---	---	---	---	---	---
Passaic	Wayne Police	44	40	55	-	4	2	1	0	0	0	0
Union	Elizabeth Police	140	39	43	-	0	6	0	0	0	0	0
Union	Linden Police	34	26	59	-	4	0	0	0	0	0	0
Union	Plainfield Police	85	52	46	-	10	0	0	0	0	0	0
Union	Union Police	57	44	54	-	8	0	3	0	0	0	0
NEW MEXICO												
Bernalillo	Bernalillo County Sheriff	294	111	69	P	3	3	0	1	0	5	0
Bernalillo	Albuquerque Police	852	99	70	P	175	35	0	2	1	8	6
Dona Ana	Las Cruces Police	98	70	59	-	19	10	0	0	0	4	0
Santa Fe	Santa Fe Police	174	131	77	P	2	6	0	0	0	3	0
NEW YORK												
Albany	Albany County Sheriff	30	30	50	-	2	0	2	0	0	1	0
Albany	Albany Police	110	34	55	-	19	6	2	0	0	3	6
Albany	Colonie Police	61	58	57	-	0	4	0	0	0	3	0
Broome	Binghamton Police	62	43	35	-	4	2	0	0	0	4	0
Dutchess	Dutchess County Sheriff	96	65	73	C	4	0	3	0	0	6	0
Erie	Erie County Sheriff	109	18	43	C	0	4	5	2	0	4	10
Erie	Amherst Police	62	41	35	-	8	2	0	0	0	2	0
Erie	Buffalo Police	364	39	53	-	12	14	2	0	0	2	0
Erie	Cheektowaga Police	40	33	48	-	10	4	0	0	0	1	0
Erie	Tonawanda Police	38	36	37	-	0	0	0	0	0	0	0
Monroe	Monroe County Sheriff	179	22	56	-	6	8	6	0	0	5	5
Monroe	Rochester Police	354	50	43	C	54	8	2	0	0	9	5

Table 14a - continued

County	Name of agency	Number of cars		Percent of cars marked	Vehicle use policy	Number of additional vehicles				Number of animals		
		Total	Per 100 officers			Bikes	Motor-cycles	Boats	Heli-copters	Air-planes	Dogs	Horses
NEW YORK (cont)												
Nassau	Nassau County Police	828	27	41	-	56	25	13	3	0	5	18
Nassau	Hempstead Police	28	25	71	-	6	5	0	0	0	0	0
New York City	New York City Police	3,367	8	43	-	1,526	902	27	6	0	49	96
Niagara	Niagara County Sheriff	45	33	33	-	0	0	3	2	0	1	0
Niagara	Niagara Falls Police	52	33	77	-	5	3	0	0	0	2	0
Oneida	Utica Police	57	35	56	-	10	2	0	0	0	3	0
Onondaga	Onondaga County Sheriff	164	31	38	C	6	0	2	1	0	0	0
Onondaga	Syracuse Police	200	41	38	-	20	5	1	0	0	7	0
Rensselaer	Troy Police	37	27	59	-	6	2	0	0	0	2	0
Rockland	Rockland County Sheriff	40	15	43	-	0	0	2	0	0	0	7
Rockland	Clarkstown Police	60	38	42	-	6	2	0	0	0	1	0
Rockland	Ramapo Police	50	43	44	-	10	0	0	0	0	0	0
Schenectady	Schenectady Police	65	40	52	-	1	2	0	0	0	0	0
Suffolk	Suffolk County Sheriff	208	91	62	C	0	2	1	0	0	3	0
Suffolk	Suffolk County Police	913	36	43	C	60	30	19	2	0	15	0
Westchester	Westchester County Police	109	46	49	-	3	4	4	1	0	4	0
Westchester	Greenburgh Police	36	33	53	-	6	0	1	0	0	0	0
Westchester	Mt. Vernon Police	44	27	80	-	2	5	0	0	0	0	0
Westchester	New Rochelle Police	28	15	64	-	8	4	2	0	0	2	0
Westchester	White Plains Police	51	25	51	-	0	4	0	0	0	0	2
Westchester	Yonkers Police	258	43	44	C	12	18	0	0	0	6	0
NORTH CAROLINA												
Alamance	Burlington Police	120	112	75	C	8	0	0	0	0	5	0
Buncombe	Buncombe County Sheriff	145	63	62	C	0	0	0	0	0	5	0
Buncombe	Asheville Police	134	77	78	-	25	0	0	0	0	4	2
Cabarrus	Cabarrus County Sheriff	58	42	78	C	0	0	1	0	0	1	0
Catawba	Hickory Police	122	117	79	C	15	0	1	0	0	3	0
Cumberland	Cumberland County Sheriff	240	80	58	C	12	6	1	0	0	6	0
Cumberland	Fayetteville Police	272	97	60	C	8	6	1	0	0	11	5
Davidson	Davidson County Sheriff	94	81	71	C	0	2	4	0	0	8	0
Durham	Durham County Sheriff	217	154	81	P	0	4	5	0	0	6	0
Durham	Durham Police	422	89	41	P	28	6	1	0	0	5	0
Forsyth	Forsyth County Sheriff	195	76	66	C	5	0	0	0	0	13	0
Forsyth	Winston-Salem Police	446	102	68	C	26	15	0	0	0	0	0
Gaston	Gaston County Police	138	105	75	C	6	0	0	0	0	6	0
Gaston	Gastonia Police	130	73	69	P	10	0	1	0	0	6	0
Guilford	Guilford County Sheriff	193	89	49	C	0	0	0	0	0	5	0
Guilford	Greensboro Police	291	59	36	-	12	4	2	0	0	9	0
Guilford	High Point Police	146	78	81	C	0	6	0	0	0	6	0
Mecklenburg	Charlotte-Mecklenburg Police	845	59	55	C	150	0	4	1	0	15	0
Nash	Rocky Mount Police	74	49	57	C	15	0	1	0	0	50	0
New Hanover	Wilmington Police	136	59	65	C	8	0	0	0	0	5	3
Orange	Orange County Sheriff	78	76	74	C	0	0	0	0	0	2	0
Pitt	Greenville Police	121	81	50	C	16	2	0	0	0	5	0
Rowan	Rowan County Sheriff	86	62	65	P	0	0	2	0	0	4	0
Union	Union County Sheriff	121	106	83	C	1	0	0	0	0	3	0
Wake	Wake County Sheriff	220	86	68	C	0	7	3	0	0	2	0
Wake	Raleigh Police	310	52	56	-	25	14	0	0	0	8	2
Wilson	Wilson Police	114	112	68	P	12	0	0	0	0	4	2
OHIO												
Butler	Butler County Sheriff	91	57	82	C	15	9	3	2	0	4	15
Butler	Hamilton Police	46	37	65	-	17	0	0	0	0	2	0
Clark	Clark County Sheriff	63	55	71	C	10	0	0	0	0	0	0
Clark	Springfield Police	43	34	49	-	16	0	0	0	0	0	0
Cuyahoga	Cleveland Police	737	40	57	-	36	47	3	2	1	6	17
Cuyahoga	Cleveland Heights Police	80	74	25	P	0	2	0	0	0	1	0
Cuyahoga	Euclid Police	59	58	53	-	6	0	0	0	0	1	0
Franklin	Franklin County Sheriff	132	36	41	C	3	0	0	0	0	7	0
Franklin	Columbus Police	891	51	44	-	56	28	7	6	0	10	10
Hamilton	Hamilton County Sheriff	201	37	27	C	4	4	6	2	1	4	0
Hamilton	Cincinnati Police	311	30	57	C	53	10	0	0	0	7	15
Lorain	Lorain Police	71	63	63	C	3	0	1	0	0	3	0
Lucas	Lucas County Sheriff	70	24	71	C	0	0	1	0	0	3	0
Lucas	Toledo Police	320	46	53	C	41	8	2	0	0	1	8
Mahoning	Youngstown Police	120	60	58	C	0	2	0	0	0	1	0
Montgomery	Montgomery County Sheriff	58	32	78	C	15	0	0	0	0	1	0
Montgomery	Dayton Police	126	25	100	P	10	6	0	0	0	3	12
Stark	Stark County Sheriff	69	60	75	-	0	0	1	0	0	1	0
Stark	Canton Police	93	49	48	C	6	4	0	0	0	9	0
Summit	Summit County Sheriff	90	24	56	-	3	0	3	0	0	4	10
Summit	Akron Police	241	49	53	C	7	9	0	0	0	4	0

Table 14a - continued

County	Name of agency	Number of cars		Percent of cars marked	Vehicle use policy	Number of additional vehicles				Number of animals		
		Total	Per 100 officers			Bikes	Motor-cycles	Boats	Heli-copters	Air-planes	Dogs	Horses
OKLAHOMA												
Cleveland	Norman Police	129	102	42	P	11	0	0	0	0	1	0
Comanche	Lawton Police	156	103	81	C	15	0	3	0	0	5	0
Oklahoma	Oklahoma County Sheriff	157	55	88	P	14	10	0	0	0	7	35
Oklahoma	Oklahoma City Police	760	75	75	C	11	20	6	2	1	12	12
Tulsa	Tulsa County Sheriff	120	83	23	C	5	0	1	0	0	0	0
Tulsa	Tulsa Police	840	103	70	C	2	21	1	2	0	14	8
OREGON												
Clackamas	Clackamas County Sheriff	249	85	69	C	4	12	11	0	1	4	10
Douglas	Douglas County Sheriff	84	66	70	C	0	0	2	1	0	3	0
Jackson	Jackson County Sheriff	20	18	30	C	2	0	8	0	0	0	0
Lane	Lane County Sheriff	110	66	36	C	11	10	0	0	0	4	0
Lane	Eugene Police	44	33	73	C	0	0	4	0	0	1	0
Marion	Salem Police	48	28	79	-	12	12	0	0	0	3	0
Multnomah	Gresham Police	83	80	36	-	6	5	0	0	1	4	0
Multnomah	Portland Police	569	56	53	C	68	41	1	0	1	8	10
Washington	Washington County Sheriff	92	27	62	-	6	4	2	0	0	7	0
Washington	Beaverton Police	68	62	50	-	6	5	0	0	0	5	0
PENNSYLVANIA												
Allegheny	Allegheny County Sheriff	76	44	58	-	0	0	0	0	0	0	0
Allegheny	Allegheny County Police	103	50	20	-	0	10	0	0	0	5	16
Allegheny	Pittsburgh Police	241	23	45	-	30	55	3	0	0	23	7
Berks	Reading Police	60	29	67	-	6	2	0	0	0	5	0
Dauphin	Harrisburg Police	74	44	49	C	10	3	0	0	0	10	3
Delaware	Chester Police	41	39	32	-	7	5	0	0	0	2	0
Delaware	Upper Darby Township Police	47	42	74	-	6	8	0	0	0	6	0
Erie	Erie Police	97	48	54	C	10	16	0	0	0	11	0
Lackawanna	Scranton Police	61	37	54	-	12	0	0	0	0	0	0
Lancaster	Lancaster Police	33	21	55	-	35	4	0	0	0	4	3
Lehigh	Allentown Police	56	27	55	-	18	4	0	0	0	0	0
Montgomery	Lower Merion Township Police	47	35	70	-	8	0	0	0	0	2	0
Northampton	Bethlehem Police	57	40	46	-	10	6	0	0	0	2	0
Philadelphia	Philadelphia Police	1,193	17	53	-	109	75	5	2	0	25	30
RHODE ISLAND												
Kent	Warwick Police	89	52	55	-	5	4	1	0	0	1	0
Providence	Cranston Police	88	59	45	-	8	0	0	0	0	1	0
Providence	Pawtucket Police	92	62	65	-	0	0	0	0	0	3	0
Providence	Providence Police	245	53	57	-	30	8	2	0	0	5	14
SOUTH CAROLINA												
Anderson	Anderson County Sheriff	150	117	73	P	0	0	1	3	0	5	0
Beaufort	Beaufort County Sheriff	130	84	85	P	0	0	2	0	0	7	0
Charleston	Charleston County Sheriff	277	115	46	P	2	4	20	2	1	8	0
Charleston	Charleston Police	443	132	63	C	9	15	9	0	0	7	12
Charleston	North Charleston Police	329	135	51	P	10	7	2	0	0	7	0
Florence	Florence County Sheriff	102	96	59	P	2	0	1	0	0	3	0
Greenville	Greenville County Sheriff	288	87	69	C	0	0	1	2	1	6	0
Greenville	Greenville Police	135	71	73	C	6	0	0	0	0	1	0
Horry	Horry County Police	193	104	68	C	11	4	0	0	0	3	0
Horry	Myrtle Beach Police	71	42	63	-	15	5	2	0	0	0	0
Lexington	Lexington County Sheriff	222	110	70	C	10	0	5	2	0	12	0
Richland	Richland County Sheriff	417	121	80	P	12	0	2	1	1	8	0
Richland	Columbia Police	179	61	62	C	0	6	0	0	0	6	4
Spartanburg	Spartanburg County Sheriff	248	90	66	P	0	0	0	2	0	3	0
Spartanburg	Spartanburg Police	71	50	62	C	18	8	0	0	0	2	0
SOUTH DAKOTA												
Minnehaha	Sioux Falls Police	68	40	59	-	4	5	0	0	0	2	0
TENNESSEE												
Blount	Blount County Sheriff	145	118	67	C	6	0	3	1	0	7	0
Davidson	Nashville Metropolitan Police	966	77	77	C	70	48	1	2	0	17	6
Hamilton	Hamilton County Sheriff	67	25	67	C	2	0	1	0	0	3	0
Hamilton	Chattanooga Police	531	123	63	P	6	7	1	0	0	6	8
Knox	Knox County Sheriff	287	71	65	P	8	14	3	5	0	12	0
Knox	Knoxville Police	500	125	70	P	30	12	2	0	0	6	0

Table 14a - continued

County	Name of agency	Number of cars		Percent of cars marked	Vehicle use policy	Number of additional vehicles					Number of animals	
		Total	Per 100 officers			Bikes	Motor-cycles	Boats	Heli-copters	Air-planes	Dogs	Horses
TENNESSEE (cont)												
Madison	Jackson Police	145	81	76	P	16	6	0	1	0	3	0
Montgomery	Clarksville Police	200	97	65	C	4	0	0	0	0	3	4
Rutherford	Murfreesboro Police	117	74	62	C	13	8	0	0	0	2	0
Shelby	Shelby County Sheriff	137	26	58	C	0	7	0	0	0	11	0
Shelby	Memphis Police	1,300	68	65	P	40	60	2	4	0	18	8
Sullivan	Sullivan County Sheriff	137	136	85	C	2	0	2	0	0	5	8
Washington	Johnson City Police	168	102	64	C	15	8	0	0	0	5	0
TEXAS												
Bell	Killeen Police	96	70	29	-	4	0	0	1	0	3	0
Bell	Temple Police	111	105	74	C	10	4	0	1	0	1	0
Bexar	Bexar County Sheriff	208	48	42	C	30	0	1	0	0	3	0
Bexar	San Antonio Police	1,186	63	53	-	260	22	0	3	0	11	0
Brazoria	Brazoria County Sheriff	66	44	36	-	0	0	3	0	0	1	0
Cameron	Brownsville Police	113	52	51	-	8	10	0	0	0	3	0
Cameron	Harlingen Police	84	76	50	C	2	4	0	0	0	3	0
Collin	Plano Police	146	50	51	C	10	6	0	0	0	3	0
Dallas	Dallas County Sheriff	175	28	43	C	8	0	0	0	0	1	5
Dallas	Carrollton Police	76	53	41	-	8	6	0	0	0	2	0
Dallas	Dallas Police	1,128	39	62	-	88	44	2	2	0	11	28
Dallas	Garland Police	170	61	54	-	14	14	0	0	0	5	0
Dallas	Grand Prairie Police	127	70	59	C	10	3	2	0	0	2	0
Dallas	Irving Police	176	57	40	-	35	11	0	0	0	2	0
Dallas	Mesquite Police	149	75	70	P	8	0	0	0	0	0	0
Dallas	Richardson Police	91	59	56	-	3	11	0	0	0	0	0
Denton	Denton County Sheriff	88	80	45	C	0	0	2	0	0	3	0
Denton	Denton Police	110	85	56	P	21	2	0	0	0	2	0
Ector	Odessa Police	95	59	53	-	6	0	0	0	0	4	0
El Paso	El Paso County Sheriff	137	58	58	C	0	7	0	0	0	4	0
El Paso	El Paso Police	624	59	50	-	40	42	0	3	1	9	0
Fort Bend	Fort Bend County Sheriff	136	58	65	C	0	10	0	0	0	2	0
Galveston	Galveston County Sheriff	51	17	29	C	2	0	0	0	0	2	0
Galveston	Galveston Police	107	66	60	P	4	9	3	0	0	1	0
Gregg	Longview Police	77	58	75	C	9	5	0	0	0	3	0
Harris	Harris County Sheriff	765	30	68	C	19	10	18	0	0	5	0
Harris	Baytown Police	88	68	66	P	4	0	1	0	0	5	0
Harris	Houston Police	2,988	56	56	-	430	44	11	10	1	0	41
Harris	Pasadena Police	234	94	64	P	8	9	0	0	0	4	0
Hidalgo	Hidalgo County Sheriff	118	60	53	C	0	0	0	0	0	0	6
Hidalgo	McAllen Police	95	41	44	C	24	4	0	0	0	5	0
Jefferson	Beaumont Police	141	55	52	-	25	5	0	1	1	4	0
Jefferson	Port Arthur Police	72	65	61	C	13	0	0	0	0	6	0
Lubbock	Lubbock Police	385	128	71	P	0	10	0	0	0	3	0
McLennan	McLennan County Sheriff	58	57	53	C	0	0	1	0	0	4	0
McLennan	Waco Police	125	62	50	-	5	0	0	0	0	2	0
Midland	Midland Police	217	141	66	P	13	0	0	0	0	4	0
Montgomery	Montgomery County Sheriff	225	77	67	C	4	0	3	0	0	0	0
Nueces	Nueces County Sheriff	67	24	67	C	2	0	1	0	0	4	0
Nueces	Corpus Christi Police	235	58	61	-	10	10	1	0	0	2	0
Potter	Amarillo Police	102	39	56	-	8	7	0	0	0	4	0
Smith	Smith County Sheriff	62	45	48	P	0	2	2	0	0	25	15
Smith	Tyler Police	73	43	67	-	12	9	0	0	0	1	0
Tarrant	Tarrant County Sheriff	83	21	63	C	3	0	0	0	0	2	2
Tarrant	Arlington Police	208	43	72	-	4	18	1	0	0	3	0
Tarrant	Fort Worth Police	850	71	53	C	30	20	0	2	0	8	13
Taylor	Abilene Police	48	25	83	P	10	4	0	0	0	4	0
Tom Green	San Angelo Police	117	74	60	P	4	12	0	0	0	5	0
Travis	Travis County Sheriff	248	121	76	C	5	6	5	0	0	4	0
Travis	Austin Police	530	46	52	-	40	58	0	0	0	11	15
Victoria	Victoria County Sheriff	47	39	68	-	0	0	0	0	0	0	0
Webb	Webb County Sheriff	63	42	67	-	15	0	0	0	0	0	2
Webb	Laredo Police	250	72	60	C	20	12	0	0	0	6	0
Wichita	Wichita Falls Police	133	76	74	P	6	8	0	0	0	1	0
Williamson	Williamson County Sheriff	80	49	75	C	0	2	0	0	0	3	0
UTAH												
Salt Lake	Salt Lake County Sheriff	461	101	59	P	25	17	0	2	0	7	0
Salt Lake	Salt Lake City Police	540	132	56	P	23	27	0	0	0	5	0
Salt Lake	West Valley City Police	215	141	67	P	15	12	0	0	0	3	0
Utah	Utah County Sheriff	52	28	13	C	4	0	2	0	2	6	0
Weber	Ogden Police	115	96	70	P	8	9	0	0	0	3	0

Table 14a - continued

County	Name of agency	Number of cars		Percent of cars marked	Vehicle use policy	Number of additional vehicles				Number of animals		
		Total	Per 100 officers			Bikes	Motor-cycles	Boats	Heli-copters	Air-planes	Dogs	Horses
VIRGINIA												
Albemarle	Albemarle County Police	104	100	83	P	12	3	0	0	0	2	0
Alexandria(city)	Alexandria Police	203	73	65	P	37	10	0	0	0	6	0
Arlington	Arlington County Police	228	63	54	P	8	12	0	0	0	3	0
Chesapeake(city)	Chesapeake Police	308	93	66	P	50	6	1	0	0	3	0
Chesterfield	Chesterfield County Police	420	106	71	P	12	6	1	0	2	5	0
Danville(city)	Danville Police	25	18	68	-	5	0	0	0	0	4	2
Fairfax	Fairfax County Police	693	60	67	-	69	52	2	2	0	15	0
Hampton(city)	Hampton Police	209	82	65	P	32	0	3	0	0	7	0
Hanover	Hanover County Sheriff	180	110	68	C	0	0	0	0	0	1	2
Henrico	Henrico County Police	452	91	50	P	40	6	2	0	3	6	2
Loudoun	Loudoun County Sheriff	208	91	76	C	19	5	0	0	0	6	0
Lynchburg(city)	Lynchburg Police	58	38	52	C	6	5	0	0	0	5	0
Newport News(city)	Newport News Police	356	94	61	P	15	8	1	0	0	9	0
Norfolk(city)	Norfolk Police	216	32	52	C	60	10	2	0	0	23	0
Portsmouth(city)	Portsmouth Police	250	98	47	P	27	4	1	0	0	5	6
Prince William	Prince William County Police	287	75	62	P	25	16	1	0	0	5	0
Richmond(city)	Richmond Police	266	38	54	-	20	20	0	0	0	8	8
Roanoke(city)	Roanoke Police	90	40	52	-	30	7	0	0	0	5	4
Suffolk(city)	Suffolk Police	159	117	72	P	2	2	3	0	0	0	0
Virginia Beach(city)	Virginia Beach Police	227	31	82	C	80	27	13	2	1	17	18
WASHINGTON												
Clark	Clark County Sheriff	113	85	63	C	0	0	1	0	0	4	0
Clark	Vancouver Police	103	64	55	C	8	3	0	0	0	0	5
King	King County Sheriff	385	59	75	C	32	26	9	3	0	8	0
King	Bellevue Police	44	27	100	-	4	9	0	0	0	4	0
King	Federal Way Police	55	54	64	C	6	7	0	0	0	0	0
King	Kent Police	63	50	52	-	21	10	1	0	0	4	0
King	Seattle Police	526	42	56	C	100	39	8	0	0	12	12
Kitsap	Kitsap County Sheriff	106	100	61	C	6	5	2	0	0	3	0
Pierce	Pierce County Sheriff	300	88	77	C	6	7	8	0	2	4	0
Pierce	Tacoma Police	315	83	71	C	32	26	0	0	0	3	0
Snohomish	Snohomish County Sheriff	223	101	67	C	4	0	5	2	0	5	0
Snohomish	Everett Police	160	91	63	C	12	0	2	0	0	5	0
Spokane	Spokane County Sheriff	140	63	29	-	0	6	5	0	0	4	0
Spokane	Spokane Police	182	62	34	C	10	10	0	0	0	9	0
Thurston	Thurston County Sheriff	84	52	70	C	0	0	2	1	0	0	0
Yakima	Yakima Police	75	69	41	-	5	2	0	0	0	0	0
WEST VIRGINIA												
Cabell	Huntington Police	49	47	51	C	4	3	0	0	0	1	2
Kanawha	Charleston Police	124	69	44	C	15	5	1	0	0	4	0
WISCONSIN												
Brown	Brown County Sheriff	54	41	28	-	4	1	3	3	0	2	0
Brown	Green Bay Police	64	34	53	C	20	3	0	0	0	3	0
Dane	Dane County Sheriff	64	17	44	-	0	2	6	0	0	5	0
Dane	Madison Police	152	41	36	-	20	0	0	0	0	2	0
Kenosha	Kenosha County Sheriff	60	55	48	-	14	4	3	0	0	5	0
Kenosha	Kenosha Police	75	42	60	-	16	4	0	0	0	1	0
Milwaukee	Milwaukee County Sheriff	121	18	46	-	6	9	1	1	0	8	0
Milwaukee	Milwaukee Police	426	21	53	-	63	57	2	0	0	3	5
Milwaukee	West Allis Police	45	33	67	-	8	0	0	0	0	3	0
Outgamie	Appleton Police	76	68	64	P	10	0	0	0	0	0	0
Racine	Racine County Sheriff	40	20	50	-	3	1	3	0	0	1	0
Racine	Racine Police	54	27	63	-	28	2	0	0	0	2	0
Waukesha	Waukesha County Sheriff	78	52	36	P	0	2	2	0	0	3	0
Waukesha	Waukesha Police	39	36	46	-	7	0	0	0	0	1	0

Note: Ratio of cars per 100 officers is based on full-time officers only.

Codes for the table are as follows:

"P"=Officers allowed to take marked vehicles home and operate them for personal errands.

"C"=Officers allowed to take marked vehicles home for commuting purposes only.

"-"=Officers not allowed to take marked vehicles home.

---Data were not provided by an agency.

Table 15a. Type and caliber of sidearms authorized, body armor requirements for patrol officers, and supply or cash allowance for equipment in local law enforcement agencies, 2000

County	Name of agency	Sidearms authorized for primary or backup use							Armor wear policy	Supply or cash allowance for:			
		Semiautomatic						Revolver		Primary sidearm	Backup sidearm	Body armor	Uniform
		10mm	9mm	.45	.40	.380	Other						
ALABAMA													
Etowah	Gadsden Police	-	P	P	P	-	-	B	Some	S	-	S	C
Houston	Dothan Police	B	P	B	B	B	-	B	Some	S	C	S	S
Jefferson	Jefferson County Sheriff	P	P	P	P	B	-	P	Some	-	-	S	S
Jefferson	Bessemer Police	P	P	P	P	-	P	P	Some	-	-	S	S
Jefferson	Birmingham Police	-	P	P	P	B	B	P	None	S	-	S	S
Jefferson	Hoover Police	-	P	P	P	B	-	P	None	-	-	S	S
Madison	Huntsville Police	-	P	-	-	-	-	-	All	S	-	S	S
Mobile	Mobile County Sheriff	-	P	P	P	B	-	P	Some	S	-	S	S
Mobile	Mobile Police	-	P	-	-	-	P	P	All	S	-	S	S
Montgomery	Montgomery County Sheriff	B	B	P	B	B	-	-	Some	S	-	S	S
Montgomery	Montgomery Police	-	B	-	P	B	-	B	All	S	-	S	S
Morgan	Decatur Police	B	P	B	B	B	-	B	None	S	-	S	S
Tuscaloosa	Tuscaloosa Police	B	P	P	P	B	-	B	Some	S	-	S	S
ALASKA													
Anchorage	Anchorage Police	P	P	P	P	-	-	P	All	S	-	S	S
ARIZONA													
Maricopa	Maricopa County Sheriff	---	---	---	---	---	---	---	---	---	---	---	---
Maricopa	Chandler Police	B	P	P	B	B	-	B	None	S	-	S	S
Maricopa	Glendale Police	-	-	-	P	-	-	-	Some	S	-	S	C
Maricopa	Mesa Police	-	P	P	P	-	-	P	Some	S	-	C	C
Maricopa	Phoenix Police	-	-	P	P	-	-	B	All	S	-	C	C
Maricopa	Scottsdale Police	P	-	-	-	-	-	-	None	S	-	S	S
Maricopa	Tempe Police	-	B	B	P	-	-	-	None	S	C	S	C
Pima	Pima County Sheriff	-	P	P	-	-	-	-	All	S	-	S	S
Pima	Tucson Police	-	P	-	P	P	-	P	None	S	C	C	S
Pinal	Pinal County Sheriff	B	P	B	B	B	-	B	None	S	-	S	C
Yuma	Yuma Police	-	B	P	-	B	-	B	Some	S	-	S	S
ARKANSAS													
Craighead	Jonesboro Police	-	P	-	-	-	P	P	All	S	-	S	S
Jefferson	Pine Bluff Police	P	P	P	P	B	-	P	Some	S	S	S	S
Pulaski	Pulaski County Sheriff	-	B	-	P	B	-	B	None	S	-	S	S
Pulaski	Little Rock Police	-	B	-	P	B	-	B	None	S	S	S	S
Pulaski	North Little Rock Police	-	-	-	P	B	-	-	Some	S	-	S	S
Sebastian	Fort Smith Police	B	B	B	P	B	-	B	None	S	-	S	S
CALIFORNIA													
Alameda	Alameda County Sheriff	-	-	P	-	-	P	-	All	S	-	S	C
Alameda	Alameda Police	-	P	P	-	-	-	-	All	C	-	S	C
Alameda	Berkeley Police	-	-	-	P	-	-	-	All	S	-	S	C
Alameda	Fremont Police	-	P	P	P	B	-	P	All	-	-	C	C
Alameda	Hayward Police	-	P	-	-	-	-	-	All	S	-	S	S
Alameda	Oakland Police	-	P	P	P	-	-	-	All	S	S	S	C
Butte	Butte County Sheriff	-	P	P	P	B	-	P	All	S	S	S	S
Contra Costa	Contra Costa County Sheriff	-	P	-	-	-	-	P	All	S	-	S	C
Contra Costa	Concord Police	-	P	P	P	B	-	-	All	S	-	S	C
Contra Costa	Richmond Police	-	B	P	P	B	-	-	All	S	-	S	C
El Dorado	El Dorado County Sheriff	P	P	P	P	B	-	B	None	S	-	S	C
Fresno	Fresno County Sheriff	-	B	P	-	B	B	B	All	S	-	S	C
Fresno	Fresno Police	-	-	-	P	-	-	-	None	S	-	S	S
Kern	Kern County Sheriff	-	-	-	P	-	-	-	All	S	-	S	C
Kern	Bakersfield Police	-	-	-	P	-	B	-	None	S	-	S	C
Los Angeles	Los Angeles County Sheriff	-	P	P	-	-	B	B	Some	S	-	S	S
Los Angeles	Beverly Hills Police	-	P	P	-	B	-	B	All	S	-	S	S
Los Angeles	Burbank Police	B	B	B	P	B	-	B	All	S	-	S	C
Los Angeles	Culver City Police	-	-	-	-	-	-	-	-	-	-	-	-
Los Angeles	Downey Police	B	P	P	B	B	-	P	All	S	-	S	S
Los Angeles	El Monte Police	B	B	P	B	B	-	B	None	S	-	S	S
Los Angeles	Glendale Police	-	P	P	-	P	-	P	All	C	-	C	C
Los Angeles	Inglewood Police	-	P	P	-	B	B	P	None	S	-	S	C
Los Angeles	Long Beach Police	-	P	P	P	B	B	P	None	S	-	S	S
Los Angeles	Los Angeles Police	-	P	P	-	-	-	P	Some	S	-	S	C
Los Angeles	Pasadena Police	-	P	P	-	-	-	-	All	S	-	S	S
Los Angeles	Pomona Police	-	-	P	B	B	B	B	None	S	-	S	C
Los Angeles	Redondo Beach Police	-	P	P	-	B	B	B	All	S	-	S	S
Los Angeles	Santa Monica Police	-	P	P	B	B	-	P	All	S	-	S	C
Los Angeles	Torrance Police	B	B	P	B	B	-	B	All	S	-	S	C
Los Angeles	West Covina Police	-	P	P	-	B	-	B	All	S	-	S	C
Los Angeles	Whittier Police	-	P	P	P	-	-	-	All	C	-	S	S

Table 15a - continued

County	Name of agency	Sidearms authorized for primary or backup use							Armor wear policy	Supply or cash allowance for:			
		Semiautomatic						Revolver		Primary sidearm	Backup sidearm	Body armor	Uniform
		10mm	9mm	.45	.40	.380	Other						
CALIFORNIA (cont)													
Marin	Marin County Sheriff	-	P	P	P	P	-	P	All	S	-	S	C
Monterey	Monterey County Sheriff	-	B	-	P	B	-	-	Some	S	-	S	S
Monterey	Salinas Police	-	P	P	-	B	B	B	None	S	-	S	C
Orange	Orange County Sheriff-Coroner	-	P	P	P	B	B	B	All	S	-	S	S
Orange	Anaheim Police	-	P	P	-	B	B	P	None	S	-	S	S
Orange	Brea Police	-	-	P	P	B	B	-	All	S	-	S	C
Orange	Costa Mesa Police	---	---	---	---	---	---	---	---	---	---	---	---
Orange	Fullerton Police	-	P	P	P	B	-	P	None	S	-	S	C
Orange	Garden Grove Police	B	B	P	P	B	-	P	All	S	-	S	S
Orange	Huntington Beach Police	-	P	P	P	B	B	B	All	S	-	S	S
Orange	Irvine Police	B	B	P	P	B	B	B	All	S	-	S	S
Orange	Newport Beach Police	B	B	P	P	B	B	P	None	S	-	S	S
Orange	Orange Police	B	P	P	P	B	B	B	All	S	-	S	S
Orange	Santa Ana Police	B	B	B	P	B	-	B	All	S	-	S	S
Orange	Westminster Police	-	B	-	P	B	B	B	None	S	-	C	S
Placer	Placer County Sheriff	B	P	B	B	B	-	B	Some	S	-	S	C
Riverside	Riverside County Sheriff	-	P	P	P	B	P	P	All	S	-	S	S
Riverside	Corona Police	-	P	P	-	B	-	B	All	S	-	S	C
Riverside	Riverside Police	-	B	P	P	B	B	B	None	S	-	S	S
Sacramento	Sacramento County Sheriff	-	P	P	P	B	B	B	All	S	-	S	C
Sacramento	Sacramento Police	-	P	P	P	P	-	B	All	S	-	S	S
San Bernardino	San Bernardino County Sheriff	B	P	P	B	B	B	B	Some	S	-	S	C
San Bernardino	Fontana Police	P	P	P	P	-	-	P	None	S	-	S	S
San Bernardino	Ontario Police	B	P	P	B	B	-	B	All	S	-	S	S
San Bernardino	Rialto Police	P	P	P	P	B	-	P	All	-	-	S	C
San Bernardino	San Bernardino Police	-	P	P	P	-	-	-	None	S	-	S	C
San Diego	San Diego County Sheriff	-	-	-	P	-	-	-	All	S	-	S	C
San Diego	Chula Vista Police	-	P	-	-	-	-	-	All	S	-	S	S
San Diego	El Cajon Police	-	B	-	P	B	-	B	All	S	-	S	C
San Diego	Escondido Police	-	P	-	-	-	-	-	All	S	-	S	C
San Diego	Oceanside Police	-	P	P	-	P	P	P	All	S	-	S	S
San Diego	San Diego Police	-	P	-	-	-	-	P	All	S	-	S	C
San Francisco	San Francisco Police	B	B	B	P	B	B	B	All	S	-	S	S
San Joaquin	San Joaquin County Sheriff	-	-	-	P	-	-	-	All	S	-	S	C
San Joaquin	Stockton Police	-	P	B	P	-	-	-	All	S	-	S	C
San Luis Obispo	San Luis Obispo County Sheriff	-	P	P	P	B	P	P	None	C	-	S	C
San Mateo	San Mateo County Sheriff	-	P	-	P	-	-	-	All	S	-	S	C
San Mateo	Daly City Police	B	P	B	B	B	P	P	All	S	-	S	-
San Mateo	San Mateo Police	B	P	B	B	B	B	B	None	S	-	S	C
Santa Barbara	Santa Barbara County Sheriff	P	P	P	P	P	P	B	None	S	-	C	C
Santa Barbara	Santa Barbara Police	-	B	-	P	B	-	-	All	S	-	S	C
Santa Clara	Santa Clara County Sheriff	-	-	-	P	B	-	-	All	S	-	S	C
Santa Clara	San Jose Police	-	P	P	P	-	-	P	Some	S	-	S	C
Santa Clara	Santa Clara Police	-	-	-	-	-	-	-	-	-	-	-	-
Santa Clara	Sunnyvale Police	-	-	-	P	-	-	-	None	S	-	S	S
Santa Cruz	Santa Cruz County Sheriff	-	B	B	P	B	-	B	None	S	-	C	S
Shasta	Shasta County Sheriff	B	B	B	P	B	B	B	None	S	-	S	C
Solano	Fairfield Police	-	B	-	P	B	-	B	None	S	-	S	C
Solano	Vallejo Police	-	B	B	P	B	-	-	All	S	-	S	C
Sonoma	Sonoma County Sheriff-Coroner	P	P	P	P	B	-	P	All	S	-	S	S
Sonoma	Santa Rosa Police	P	P	-	P	B	-	B	None	S	-	C	C
Stanislaus	Stanislaus County Sheriff	-	P	P	-	-	P	P	All	S	-	S	C
Stanislaus	Modesto Police	-	P	-	-	-	-	-	All	S	-	S	C
Tulare	Tulare County Sheriff	-	P	P	P	-	-	P	All	S	-	S	C
Tulare	Visalia Police	-	P	-	-	-	-	-	All	S	-	S	S
Ventura	Ventura County Sheriff	-	P	P	P	B	-	P	All	S	-	S	C
Ventura	Oxnard Police	-	P	B	-	B	-	B	All	S	-	S	S
Ventura	Simi Valley Police	-	P	P	P	-	-	-	None	S	-	S	S
Ventura	Ventura Police	B	P	P	B	B	B	-	None	S	-	S	S
COLORADO													
Adams	Adams County Sheriff	-	P	P	P	B	-	P	All	-	-	S	S
Adams	Thornton Police	P	P	P	P	B	-	P	None	-	-	S	S
Adams	Westminster Police	-	P	P	P	P	-	P	Some	-	-	S	S
Arapahoe	Arapahoe County Sheriff	-	P	P	-	-	-	-	Some	-	-	S	S
Arapahoe	Aurora Police	-	P	P	P	B	-	B	None	-	-	C	S
Boulder	Boulder County Sheriff	-	P	P	-	P	-	P	All	-	-	S	S
Boulder	Boulder Police	P	P	P	P	-	-	P	All	S	-	S	S
Denver	Denver Police	-	P	P	-	B	P	P	Some	-	-	C	S
Douglas	Douglas County Sheriff	-	-	P	P	-	-	-	All	-	-	S	S
El Paso	El Paso County Sheriff	-	B	B	P	B	B	B	All	S	C	S	C
El Paso	Colorado Springs Police	-	P	-	-	-	-	-	All	S	-	S	S

Table 15a - continued

County	Name of agency	Sidearms authorized for primary or backup use							Armor wear policy	Supply or cash allowance for:			
		Semiautomatic						Revolver		Primary sidearm	Backup sidearm	Body armor	Uniform
		10mm	9mm	.45	.40	.380	Other						
COLORADO (cont)													
Jefferson	Jefferson County Sheriff	-	P	P	-	B	-	P	All	-	-	S	S
Jefferson	Arvada Police	-	P	P	P	B	-	-	All	-	-	S	S
Jefferson	Lakewood Police	-	P	P	-	B	-	P	None	-	-	S	S
Larimer	Larimer County Sheriff	P	P	P	P	B	-	B	All	-	-	S	S
Larimer	Fort Collins Police	-	P	P	P	-	-	P	None	-	-	S	S
Pueblo	Pueblo Police	P	P	P	P	B	-	P	None	-	-	-	C
Weld	Weld County Sheriff	-	P	-	-	-	-	-	None	S	-	S	S
Weld	Greeley Police	-	-	P	-	-	-	-	All	S	-	S	C
CONNECTICUT													
Fairfield	Bridgeport Police	-	P	-	-	B	-	B	All	S	-	S	C
Fairfield	Danbury Police	P	P	B	P	B	-	B	None	S	-	S	C
Fairfield	Fairfield Police	B	P	B	B	B	-	B	None	S	-	S	S
Fairfield	Greenwich Police	-	P	-	-	-	-	-	None	S	-	-	S
Fairfield	Norwalk Police	-	-	-	P	-	-	-	Some	S	-	S	S
Fairfield	Stamford Police	-	B	P	-	B	B	B	None	S	-	S	S
Fairfield	Stratford Police	B	P	B	B	B	-	B	None	C	C	S	C
Hartford	Bristol Police	-	P	-	-	-	-	-	None	S	-	-	S
Hartford	East Hartford Police	B	P	B	B	B	-	B	None	S	-	S	C
Hartford	Hartford Police	-	-	P	-	-	-	-	None	S	-	S	S
Hartford	Manchester Police	-	-	P	-	-	-	-	All	S	-	S	S
Hartford	New Britain Police	-	P	-	-	-	-	-	Some	S	-	S	C
Hartford	West Hartford Police	-	-	-	-	-	-	-	-	-	-	-	-
Middlesex	Middletown Police	-	P	-	-	-	-	-	None	S	-	C	C
New Haven	Hamden Police	B	-	-	P	B	-	B	None	S	-	S	S
New Haven	Meriden Police	-	B	P	P	B	-	B	Some	S	-	S	S
New Haven	Milford Police	-	P	-	-	-	-	-	Some	S	-	S	S
New Haven	New Haven Police	-	P	-	-	-	-	-	Some	S	-	S	S
New Haven	Waterbury Police	-	-	-	P	-	-	-	Some	S	-	S	S
New Haven	West Haven Police	B	P	P	P	B	B	B	None	S	-	S	C
DELAWARE													
New Castle	New Castle County Police	-	-	-	-	-	-	-	-	-	-	-	-
New Castle	Wilmington Police	-	-	-	P	-	-	-	All	S	-	S	S
DISTRICT OF COLUMBIA													
Washington, DC	Washington Metropolitan Police	-	P	-	-	-	-	-	All	S	-	S	S
FLORIDA													
Alachua	Alachua County Sheriff	-	B	-	P	B	-	B	All	S	-	S	S
Alachua	Gainesville Police	B	B	B	P	B	-	B	None	S	-	S	S
Bay	Bay County Sheriff	B	B	B	P	B	-	B	None	S	-	S	S
Brevard	Brevard County Sheriff	-	-	-	P	-	-	-	All	S	-	S	S
Brevard	Melbourne Police	P	P	P	P	P	B	-	Some	-	-	S	S
Brevard	Palm Bay Police	-	P	-	-	-	-	-	All	S	-	S	S
Broward	Broward County Sheriff	-	P	P	P	P	P	P	Some	-	-	S	S
Broward	Coral Springs Police	-	-	-	P	-	-	-	None	S	S	S	S
Broward	Davie Police	B	P	P	B	P	-	B	All	S	-	S	S
Broward	Fort Lauderdale Police	-	P	P	-	B	P	P	None	-	-	S	S
Broward	Hollywood Police	B	B	P	B	B	B	B	None	S	-	S	S
Broward	Margate Police	-	P	B	-	B	-	B	Some	S	-	S	S
Broward	Miramar Police	-	B	B	P	-	-	-	All	S	-	S	S
Broward	Pembroke Pines Police	-	-	P	P	-	-	-	None	S	-	S	S
Broward	Plantation Police	-	P	P	-	B	P	P	None	-	-	S	S
Broward	Sunrise Police	-	P	P	-	P	-	P	Some	-	-	S	S
Charlotte	Charlotte County Sheriff	B	P	B	B	B	-	B	Some	S	-	S	S
Citrus	Citrus County Sheriff	-	P	-	P	B	P	-	All	S	-	S	S
Clay	Clay County Sheriff	P	B	B	B	B	-	B	All	S	-	S	S
Collier	Collier County Sheriff	P	P	P	P	B	-	P	None	-	-	S	S
Duval	Jacksonville Sheriff	-	P	-	P	-	-	B	None	S	-	S	S
Escambia	Escambia County Sheriff	-	B	B	P	B	-	B	None	S	S	S	S
Escambia	Pensacola Police	-	P	-	B	B	-	B	All	S	-	S	S
Hernando	Hernando County Sheriff	-	B	B	P	B	-	B	All	S	S	S	S
Highlands	Highlands County Sheriff	-	P	-	P	B	-	P	All	S	S	S	S
Hillsborough	Hillsborough County Sheriff	-	P	P	-	-	-	P	None	-	-	S	S
Hillsborough	Tampa Police	-	P	-	-	-	-	-	None	S	-	S	S
Indian River	Indian River County Sheriff	-	P	P	-	P	-	-	Some	S	-	S	S
Lake	Lake County Sheriff	-	P	-	-	-	-	-	All	S	-	S	S
Lee	Lee County Sheriff	-	B	-	P	B	-	B	All	S	-	S	S
Lee	Cape Coral Police	-	-	-	P	-	-	-	All	S	-	S	S
Lee	Fort Myers Police	B	B	B	P	B	-	B	Some	S	-	S	S

Table 15a - continued

County	Name of agency	Sidearms authorized for primary or backup use							Armor wear policy	Supply or cash allowance for:			
		Semiautomatic						Revolver		Primary sidearm	Backup sidearm	Body armor	Uniform
		10mm	9mm	.45	.40	.380	Other						
FLORIDA (cont)													
Leon	Leon County Sheriff	-	P	P	P	-	-	P	Some	-	-	S	S
Leon	Tallahassee Police	-	-	-	P	-	-	-	All	S	-	S	S
Manatee	Manatee County Sheriff	P	P	P	P	B	-	P	Some	-	-	S	S
Marion	Marion County Sheriff	-	P	P	-	P	-	P	None	S	-	S	S
Marion	Ocala Police	-	P	-	-	B	-	B	All	S	-	S	S
Martin	Martin County Sheriff	-	P	P	P	P	-	P	None	-	-	S	S
Miami-Dade	Miami-Dade Police	-	P	P	P	P	-	P	All	S	-	C	S
Miami-Dade	Coral Gables Police	-	B	P	P	B	-	P	None	S	-	S	C
Miami-Dade	Hialeah Police	-	P	P	P	B	-	P	None	-	-	C	S
Miami-Dade	Miami Police	-	B	B	P	B	-	B	Some	S	-	S	S
Miami-Dade	Miami Beach Police	-	P	-	-	-	-	-	None	S	-	C	S
Miami-Dade	North Miami Police	-	P	-	P	B	-	-	Some	S	-	S	S
Miami-Dade	North Miami Beach Police	-	P	P	P	B	-	B	Some	S	-	C	S
Monroe	Monroe County Sheriff	-	P	-	-	-	-	-	All	S	-	S	S
Okaloosa	Okaloosa County Sheriff	B	P	B	P	B	-	-	All	S	-	S	S
Orange	Orange County Sheriff	-	P	P	-	-	-	-	None	S	-	S	S
Orange	Orlando Police	B	P	B	B	B	-	B	Some	S	-	S	S
Osceola	Osceola County Sheriff	-	-	P	-	-	P	-	All	S	S	S	S
Palm Beach	Palm Beach County Sheriff	P	P	P	P	B	P	P	All	-	-	S	S
Palm Beach	Boca Raton Police	-	-	-	P	B	-	-	Some	S	S	S	S
Palm Beach	Boynton Beach Police	P	P	P	P	B	-	P	None	-	-	S	S
Palm Beach	Delray Beach Police	-	-	-	P	-	-	-	None	S	-	S	S
Palm Beach	Riviera Beach Police	-	P	P	P	B	P	P	All	-	-	S	S
Palm Beach	West Palm Beach Police	-	-	-	P	-	-	B	None	S	-	S	S
Pasco	Pasco County Sheriff	-	P	-	-	B	-	-	None	S	-	S	S
Pinellas	Pinellas County Sheriff	-	P	-	-	B	P	P	Some	S	-	S	S
Pinellas	Clearwater Police	-	P	B	B	B	-	-	Some	S	-	S	S
Pinellas	Largo Police	-	P	-	-	-	-	-	None	S	-	S	S
Pinellas	St. Petersburg Police	-	P	-	-	B	-	B	All	S	-	C	S
Polk	Polk County Sheriff	-	B	P	-	-	-	-	None	S	-	S	S
Polk	Lakeland Police	P	P	P	B	B	-	-	None	S	-	S	S
Putnam	Putnam County Sheriff	-	P	-	P	B	-	P	Some	-	-	S	S
St. Johns	St. Johns County Sheriff	-	B	P	-	-	-	P	All	S	-	S	S
St. Lucie	St. Lucie County Sheriff	P	P	P	P	B	-	P	None	-	-	-	-
St. Lucie	Fort Pierce Police	-	P	-	B	B	-	B	All	S	-	S	S
St. Lucie	Port St. Lucie Police	-	P	-	-	-	-	-	None	S	S	C	S
Santa Rosa	Santa Rosa County Sheriff	-	B	B	P	B	-	B	Some	S	S	S	S
Sarasota	Sarasota County Sheriff	-	P	B	-	B	B	B	None	S	-	S	S
Sarasota	Sarasota Police	B	P	B	P	B	-	B	None	S	C	S	S
Seminole	Seminole County Sheriff	-	P	P	-	-	-	-	None	S	-	S	S
Seminole	Altamonte Springs Police	-	P	-	-	-	-	P	All	S	-	S	S
Volusia	Volusia County Sheriff	-	P	B	P	-	-	-	All	S	-	S	S
Volusia	Daytona Beach Police	-	P	-	-	-	-	P	Some	S	-	S	S
GEORGIA													
Bartow	Bartow County Sheriff	-	-	-	P	B	-	B	None	S	-	-	S
Bibb	Bibb County Sheriff	-	P	-	-	-	-	-	All	S	-	S	S
Bibb	Macon Police	P	P	P	P	B	-	B	Some	S	-	S	S
Chatham	Chatham County Police	-	P	-	-	-	-	P	None	S	-	S	S
Chatham	Savannah Police	-	P	-	-	-	-	-	All	S	-	S	S
Cherokee	Cherokee County Sheriff	-	P	P	P	B	B	B	All	S	-	S	S
Clarke	Athens-Clarke County Police	-	P	P	P	B	P	P	None	S	-	S	S
Clayton	Clayton County Police	---	---	---	---	---	---	---	---	---	---	---	---
Cobb	Cobb County Police	-	-	-	P	-	-	-	All	S	S	S	S
Cobb	Marietta Police	P	-	-	-	-	-	B	All	S	S	S	S
Columbia	Columbia County Sheriff	B	B	P	P	B	-	B	Some	S	-	S	S
De Kalb	De Kalb County Police	-	-	-	-	-	-	-	-	-	-	-	-
Dougherty	Albany Police	-	P	B	P	B	-	B	Some	S	-	S	S
Douglas	Douglas County Sheriff	B	B	B	P	B	-	B	All	S	-	S	S
Forsyth	Forsyth County Sheriff	-	-	-	P	-	B	-	All	S	-	S	S
Fulton	Fulton County Police	-	B	-	P	-	B	B	Some	S	-	S	S
Fulton	Atlanta Police	-	P	-	-	-	-	B	All	S	-	S	S
Fulton	East Point Police	B	B	B	P	B	-	B	None	S	-	S	C
Fulton	Roswell Police	-	P	-	-	P	-	-	All	S	-	S	S
Glynn	Glynn County Police	-	-	P	-	-	-	-	All	S	-	S	S
Gwinnett	Gwinnett County Police	B	P	P	B	B	-	B	All	S	-	S	S
Hall	Hall County Sheriff	-	P	-	-	B	-	P	All	S	-	S	S
Muscogee	Muscogee County Sheriff	-	P	P	B	B	-	P	None	S	-	S	S
Muscogee	Columbus Police	-	B	P	B	B	B	B	Some	S	-	S	S
Richmond	Augusta-Richmond Co Sheriff	-	-	-	P	-	-	-	All	S	-	S	S

Table 15a - continued

County	Name of agency	Sidearms authorized for primary or backup use							Armor wear policy	Supply or cash allowance for:			
		Semiautomatic						Revolver		Primary sidearm	Backup sidearm	Body armor	Uniform
		10mm	9mm	.45	.40	.380	Other						
HAWAII													
Hawaii	Hawaii County Police	-	P	-	-	-	B	B	None	S	-	S	S
Honolulu	Honolulu Police	-	P	-	-	-	B	B	All	S	-	S	C
Kauai	Kauai County Police	B	B	B	P	B	-	B	All	S	-	S	S
Maui	Maui County Police	-	-	-	P	-	-	-	None	S	-	S	S
IDAHO													
Ada	Boise Police	-	B	B	P	-	-	B	None	S	C	S	C
Canyon	Canyon County Sheriff	-	B	P	B	B	-	-	All	S	-	S	C
ILLINOIS													
Champaign	Champaign Police	B	P	P	P	B	-	P	None	S	-	S	S
Cook	Cook County Sheriff	---	---	---	---	---	---	---	---	---	---	---	---
Cook	Arlington Heights Police	P	P	B	B	B	-	P	None	-	-	S	S
Cook	Chicago Police	-	P	-	-	-	-	P	All	-	-	S	C
Cook	Cicero Police	-	P	P	-	-	-	P	All	-	-	S	S
Cook	Evanston Police	-	P	P	P	-	-	P	Some	C	-	S	S
Cook	Oak Lawn Police	P	P	-	P	-	-	-	All	S	-	S	S
Cook	Oak Park Police	-	P	P	-	P	-	P	All	-	-	S	S
Cook	Schaumburg Police	-	P	P	P	-	B	P	All	-	-	S	S
Cook	Skokie Police	-	P	P	P	P	-	-	All	-	-	C	C
Du Page	Du Page County Sheriff	P	P	P	P	B	-	B	All	-	-	S	S
Du Page	Naperville Police	-	P	P	P	B	B	B	All	S	-	S	S
Kane	Aurora Police	-	P	-	-	-	-	-	None	C	C	C	C
Kane	Elgin Police	-	B	P	B	B	-	B	All	S	-	S	S
Lake	Lake County Sheriff	-	B	B	P	B	-	B	All	S	-	S	S
Lake	Waukegan Police	B	P	B	B	B	-	B	None	S	-	S	S
Macon	Decatur Police	-	P	P	P	-	-	P	None	-	-	S	S
Peoria	Peoria Police	-	P	P	P	-	-	P	None	-	-	S	S
Sangamon	Springfield Police	P	P	P	P	B	P	B	All	S	-	S	S
Will	Will County Sheriff	B	B	B	P	B	-	-	None	S	-	S	S
Will	Joliet Police	-	P	-	-	-	-	-	All	S	-	S	S
Winnebago	Winnebago County Sheriff	-	-	P	-	-	-	-	All	S	-	S	C
Winnebago	Rockford Police	-	P	-	-	-	-	-	None	S	-	S	S
INDIANA													
Allen	Allen County Sheriff	B	B	P	B	B	-	B	All	S	-	S	S
Allen	Fort Wayne Police	B	P	B	B	B	-	B	All	S	-	S	S
Delaware	Muncie Police	-	P	P	P	-	-	-	All	S	-	S	C
Elkhart	Elkhart Police	B	B	B	P	B	-	B	None	S	C	S	S
Howard	Kokomo Police	-	P	-	-	-	P	-	None	S	-	S	S
Lake	Lake County Sheriff	B	P	B	B	B	-	B	All	S	S	S	S
Lake	East Chicago Police	-	B	-	P	B	-	B	All	S	-	S	S
Lake	Gary Police	B	B	B	P	B	-	B	None	S	-	S	S
Lake	Hammond Police	B	B	B	P	B	-	B	All	S	-	S	S
Madison	Anderson Police	-	P	-	-	-	B	-	Some	-	-	S	C
Marion	Marion County Sheriff	P	-	-	-	-	-	-	Some	S	-	S	S
Marion	Indianapolis Police	-	B	B	P	B	-	B	Some	S	-	S	S
St. Joseph	St. Joseph County Sheriff	B	B	B	P	B	-	B	All	S	-	S	S
St. Joseph	South Bend Police	-	-	-	P	-	-	-	None	S	-	S	S
Vanderburgh	Vanderburgh County Sheriff	B	B	P	B	B	B	B	Some	S	-	S	S
Vanderburgh	Evansville Police	-	P	-	-	B	-	P	All	S	-	S	S
Vigo	Terre Haute Police	-	P	-	-	-	-	-	None	S	-	S	S
IOWA													
Black Hawk	Waterloo Police	-	-	-	P	B	B	B	All	S	-	S	S
Linn	Cedar Rapids Police	B	B	B	P	B	-	B	All	S	-	S	S
Polk	Polk County Sheriff	B	B	B	P	B	-	B	All	S	-	S	S
Polk	Des Moines Police	-	P	-	-	-	-	P	All	-	-	C	S
Pottawattamie	Council Bluffs Police	-	P	P	-	B	-	-	All	S	-	S	C
Scott	Davenport Police	-	P	P	-	B	-	P	None	C	C	S	C
Woodbury	Sioux City Police	-	P	P	P	-	P	P	Some	S	-	S	S
KANSAS													
Douglas	Lawrence Police	-	P	-	-	-	-	-	None	-	-	-	S
Johnson	Johnson County Sheriff	-	P	-	-	-	-	-	None	S	-	S	S
Johnson	Olathe Police	B	B	B	P	B	B	B	All	S	-	S	S
Johnson	Overland Park Police	-	-	-	P	-	-	-	All	-	-	S	S
Sedgwick	Sedgwick County Sheriff	-	P	-	-	-	-	-	None	S	-	S	S
Sedgwick	Wichita Police	-	P	-	-	-	-	-	None	S	-	S	S
Shawnee	Topeka Police	B	P	B	B	-	-	B	None	S	-	S	S
Wyandotte	Kansas City Police	B	B	B	P	B	B	B	None	-	-	S	S

Table 15a - continued

County	Name of agency	Sidearms authorized for primary or backup use							Armor wear policy	Supply or cash allowance for:			
		Semiautomatic						Revolver		Primary sidearm	Backup sidearm	Body armor	Uniform
		10mm	9mm	.45	.40	.380	Other						
KENTUCKY													
Fayette	Lexington-Fayette County Police	-	P	-	-	-	-	-	Some	S	-	S	C
Jefferson	Jefferson County Police	-	P	P	P	P	P	P	None	-	-	C	C
Jefferson	Louisville Police	-	-	-	P	B	-	-	Some	S	-	S	S
Kenton	Covington Police	-	-	-	P	-	-	-	None	S	-	S	S
LOUISIANA													
Ascension	Ascension Parish Sheriff	-	-	-	P	-	-	-	All	S	-	S	S
Bossier	Bossier Parish Sheriff	-	-	-	P	-	-	-	Some	S	-	S	S
Bossier	Bossier Police	B	B	B	P	B	-	-	None	S	-	S	S
Caddo	Caddo Parish Sheriff	-	-	-	P	-	-	-	Some	S	-	S	S
Caddo	Shreveport Police	B	B	B	P	B	B	B	All	S	-	S	S
Calcasieu	Calcasieu Parish Sheriff	-	P	-	-	-	-	P	All	S	S	S	S
Calcasieu	Lake Charles Police	-	-	-	P	B	-	-	None	S	-	S	S
E. Baton Rouge	E. Baton Rouge Parish Sheriff	-	-	P	-	-	P	P	None	S	-	S	S
E. Baton Rouge	Baton Rouge Police	-	P	B	P	B	-	P	None	S	-	S	S
Jefferson	Jefferson Parish Sheriff	B	P	B	B	B	-	B	None	S	-	S	S
Jefferson	Kenner Police	-	B	-	P	B	B	B	All	S	S	S	S
Lafayette	Lafayette Parish Sheriff	-	P	P	P	B	-	P	All	-	-	S	S
Lafayette	Lafayette Police	P	P	P	P	B	B	P	All	S	-	S	S
Lafourche	Lafourche Parish Sheriff	P	P	P	P	P	-	P	Some	-	-	S	S
Livingston	Livingston Parish Sheriff	-	P	P	-	-	-	-	All	S	S	S	S
Morehouse	Morehouse Parish Sheriff	-	P	P	P	P	-	P	Some	S	-	S	S
Orleans	Orleans Parish Sheriff	-	P	P	P	B	-	P	All	-	-	S	C
Orleans	New Orleans Police	-	-	-	P	-	-	-	All	S	-	S	C
Ouachita	Ouachita Parish Sheriff	-	-	-	-	-	-	-	-	-	-	-	-
Ouachita	Monroe Police	-	P	P	P	-	-	P	None	-	-	-	-
Plaquemines	Plaquemines Parish Sheriff	-	-	-	-	-	-	-	All	-	-	-	-
Rapides	Rapides Parish Sheriff	-	P	P	P	B	P	-	All	-	-	S	S
Rapides	Alexandria Police	-	-	-	P	-	-	-	All	S	-	S	S
St. Charles	St. Charles Parish Sheriff	-	P	P	P	B	B	P	None	-	-	S	S
St. John the Baptist	St. John the Baptist Sheriff	-	P	P	P	B	-	P	None	-	-	S	S
St. Landry	St. Landry Parish Sheriff	-	P	-	-	-	-	P	All	-	-	S	S
St. Martin	St. Martin Parish Sheriff	-	P	P	P	P	-	P	All	-	-	S	S
St. Tammany	St. Tammany Parish Sheriff	P	P	P	P	-	-	P	Some	-	-	S	S
Terrebonne	Terrebonne Parish Sheriff	B	P	P	P	B	-	P	Some	-	-	S	S
MAINE													
Cumberland	Portland Police	P	B	P	B	P	-	P	All	S	-	S	S
MARYLAND													
Anne Arundel	Anne Arundel County Police	-	B	B	P	-	-	-	All	S	S	S	S
Anne Arundel	Annapolis Police	-	P	-	-	-	-	-	None	S	-	S	S
Baltimore	Baltimore County Police	-	-	-	P	-	-	-	Some	S	-	S	S
Baltimore(city)	Baltimore Police	-	P	-	-	-	-	-	All	S	-	S	S
Charles	Charles County Sheriff	P	-	-	-	-	-	-	Some	S	-	S	S
Harford	Harford County Sheriff	-	B	B	P	B	B	B	None	S	-	S	S
Howard	Howard County Police	P	B	-	P	B	-	-	All	S	-	S	S
Montgomery	Montgomery County Police	-	P	-	-	-	-	-	None	S	-	S	S
Prince George's	Prince George's County Police	-	P	-	-	B	-	-	All	S	S	S	S
MASSACHUSETTS													
Bristol	Fall River Police	-	P	-	-	-	-	-	None	S	-	S	C
Bristol	New Bedford Police	-	-	-	P	-	-	-	All	S	-	S	C
Bristol	Taunton Police	P	P	P	P	P	P	P	None	S	-	S	C
Essex	Lawrence Police	-	P	-	-	-	-	-	None	S	S	S	S
Essex	Lynn Police	-	-	-	P	-	-	-	None	C	-	S	C
Hampden	Chicopee Police	-	-	-	P	-	-	-	All	S	-	S	C
Hampden	Holyoke Police	-	-	-	P	-	-	-	None	S	-	S	C
Hampden	Springfield Police	-	-	-	P	-	-	-	None	S	-	S	S
Middlesex	Cambridge Police	-	P	-	-	-	-	-	None	S	-	-	C
Middlesex	Framingham Police	-	P	P	-	P	-	-	None	S	S	S	C
Middlesex	Lowell Police	-	-	-	P	-	-	-	None	S	-	S	-
Middlesex	Malden Police	-	-	-	P	-	-	-	None	S	-	S	C
Middlesex	Medford Police	---	---	---	---	---	---	---	---	---	---	---	---
Middlesex	Newton Police	-	P	-	-	-	-	-	Some	S	-	S	S
Middlesex	Somerville Police	-	P	-	-	-	-	-	None	S	-	S	C
Middlesex	Waltham Police	-	-	-	P	-	-	-	Some	S	-	C	C
Norfolk	Brookline Police	P	-	-	-	-	-	-	None	S	-	S	S
Norfolk	Quincy Police	-	P	-	-	P	-	-	Some	S	-	S	S
Plymouth	Brockton Police	-	-	-	P	-	-	P	All	S	-	S	S
Suffolk	Boston Police	-	-	-	P	-	-	-	All	-	-	-	C
Suffolk	Revere Police	---	---	---	---	---	---	---	---	---	---	---	---
Worcester	Worcester Police	-	P	-	-	-	-	-	None	S	-	S	C

Table 15a - continued

County	Name of agency	Sidearms authorized for primary or backup use							Armor wear policy	Supply or cash allowance for:			
		Semiautomatic						Revolver		Primary sidearm	Backup sidearm	Body armor	Uniform
		10mm	9mm	.45	.40	.380	Other						
MICHIGAN													
Calhoun	Battle Creek Police	-	-	-	P	B	-	B	All	S	-	S	S
Genesee	Genesee County Sheriff	-	-	-	P	-	-	-	All	S	-	C	S
Genesee	Flint Police	B	P	B	B	B	-	B	All	S	C	S	S
Ingham	Lansing Police	-	B	-	P	B	B	B	All	S	C	S	S
Kalamazoo	Kalamazoo County Sheriff	-	P	B	B	B	-	B	All	S	-	S	S
Kalamazoo	Kalamazoo Police	-	P	-	-	B	-	B	None	S	-	S	S
Kent	Kent County Sheriff	-	-	-	-	-	-	-	-	-	-	-	-
Kent	Grand Rapids Police	B	B	B	P	B	B	B	None	S	-	S	S
Kent	Wyoming Police	-	B	-	P	B	B	B	Some	S	-	S	S
Macomb	Macomb County Sheriff	-	-	-	P	-	-	-	All	S	-	S	C
Macomb	Sterling Heights Police	-	P	-	-	-	-	-	None	S	-	-	S
Macomb	Warren Police	-	-	-	P	-	-	-	None	S	-	C	C
Oakland	Oakland County Sheriff	-	P	B	B	B	-	B	All	S	-	S	S
Oakland	Farmington Hills Police	B	B	B	P	B	-	B	All	S	-	S	S
Oakland	Pontiac Police	B	B	B	P	B	-	B	All	S	-	S	S
Oakland	Royal Oak Police	-	-	-	P	-	-	-	All	S	-	S	S
Oakland	Southfield Police	-	-	-	-	-	P	-	None	S	S	S	S
Oakland	Troy Police	-	P	-	-	-	-	B	None	S	C	C	S
Saginaw	Saginaw Police	B	P	B	B	B	-	B	All	S	-	S	S
Washtenaw	Washtenaw County Sheriff	-	-	-	-	-	-	-	-	-	-	-	-
Washtenaw	Ann Arbor Police	-	P	-	-	-	-	-	All	S	C	S	C
Wayne	Wayne County Sheriff	-	P	-	-	P	-	-	Some	S	C	S	S
Wayne	Dearborn Police	-	-	-	P	-	-	-	All	S	C	S	S
Wayne	Detroit Police	-	B	B	P	B	-	P	All	S	-	S	S
Wayne	Livonia Police	-	P	-	-	-	-	-	All	S	-	S	S
Wayne	Taylor Police	B	B	B	P	B	-	B	All	S	-	S	C
Wayne	Westland Police	B	P	B	B	B	-	B	All	S	-	S	S
MINNESOTA													
Hennepin	Hennepin County Sheriff	-	P	-	-	-	-	B	None	S	-	S	C
Hennepin	Bloomington Police	-	P	P	P	B	B	B	None	S	-	S	C
Hennepin	Minneapolis Police	-	P	P	-	B	-	P	All	-	-	C	C
Olmsted	Rochester Police	B	B	B	P	B	-	-	None	S	-	S	S
Ramsey	Ramsey County Sheriff	-	-	-	-	-	-	-	-	-	-	-	-
Ramsey	St. Paul Police	P	B	B	B	B	-	B	All	S	-	C	C
St. Louis	Duluth Police	-	-	-	P	-	-	-	All	S	-	S	S
MISSISSIPPI													
Forrest	Hattiesburg Police	-	P	-	-	-	-	-	All	S	-	S	S
Harrison	Harrison County Sheriff	P	P	P	P	P	P	P	All	S	-	S	S
Harrison	Biloxi Police	P	P	P	P	B	-	P	All	S	-	S	S
Harrison	Gulfport Police	P	P	P	P	B	-	P	All	S	-	S	S
Hinds	Jackson Police	B	P	B	B	B	-	B	All	S	-	S	S
Lauderdale	Meridian Police	-	-	P	B	B	-	B	All	S	-	S	S
Lee	Tupelo Police	-	-	-	P	-	-	B	All	S	S	S	S
Warren	Vicksburg Police	-	P	P	-	-	-	-	All	S	-	S	S
Washington	Greenville Police	-	P	P	P	-	P	P	All	S	-	S	S
MISSOURI													
Boone	Columbia Police	P	P	P	P	B	B	B	None	S	-	-	S
Buchanan	St. Joseph Police	-	P	-	-	-	-	-	All	S	-	S	C
Greene	Springfield Police	-	P	P	P	B	P	P	None	S	-	S	C
Jackson	Independence Police	-	-	P	-	-	-	-	All	S	-	S	S
Jackson	Kansas City Police	-	-	-	P	-	-	-	All	-	-	S	S
Jefferson	Jefferson County Sheriff	B	B	B	P	B	-	B	All	S	-	S	S
St. Charles	St. Charles County Sheriff	-	-	-	P	-	-	-	All	S	S	S	C
St. Charles	St. Charles Police	---	---	---	---	---	---	---	---	---	---	---	---
St. Louis	St. Louis County Police	B	B	B	P	B	B	B	All	S	-	S	S
St. Louis(city)	St. Louis Police	-	P	-	-	-	-	-	None	S	-	S	S
MONTANA													
Yellowstone	Billings Police	P	-	-	-	-	-	-	All	S	-	S	S
NEBRASKA													
Douglas	Douglas County Sheriff	-	P	-	P	-	-	-	All	C	-	S	C
Douglas	Omaha Police	-	P	-	P	-	-	-	All	-	-	S	S
Lancaster	Lincoln Police	B	P	P	P	B	-	B	Some	S	-	C	S
Sarpy	Sarpy County Sheriff	P	P	P	P	-	-	-	All	C	C	S	C

Table 15a - continued

County	Name of agency	Sidearms authorized for primary or backup use							Armor wear policy	Supply or cash allowance for:			
		Semiautomatic						Revolver		Primary sidearm	Backup sidearm	Body armor	Uniform
10mm	9mm	.45	.40	.380	Other								
NEVADA													
Clark	Las Vegas Metropolitan Police	-	P	P	P	P	-	P	None	S	-	C	S
Clark	Henderson Police	-	P	P	P	B	-	-	None	S	-	S	C
Clark	North Las Vegas Police	-	P	-	P	B	-	B	All	-	-	S	S
Washoe	Washoe County Sheriff	P	P	P	P	B	-	P	None	C	-	C	C
Washoe	Reno Police	-	P	P	P	B	P	P	None	S	-	S	S
NEW HAMPSHIRE													
Hillsborough	Manchester Police	B	B	B	P	B	-	B	All	S	-	S	S
Hillsborough	Nashua Police	-	-	-	P	-	-	-	All	S	-	S	S
NEW JERSEY													
Atlantic	Atlantic City Police	B	B	B	P	B	-	-	All	S	-	S	S
Bergen	Hackensack Police	-	-	-	P	-	-	-	All	S	-	S	C
Camden	Camden Police	-	P	-	-	-	-	-	All	S	-	S	C
Camden	Cherry Hill Police	-	-	-	P	-	-	-	All	S	-	S	S
Cape May	Cape May County Sheriff	-	-	-	P	-	-	-	All	S	-	S	C
Cumberland	Vineland Police	-	-	-	P	-	-	-	None	S	-	S	S
Essex	Belleville Police	-	B	P	B	B	-	B	None	S	-	S	C
Essex	Bloomfield Police	-	-	-	P	-	-	-	None	S	-	S	C
Essex	East Orange Police	-	-	-	P	-	-	-	None	S	-	-	C
Essex	Irvington Police	-	-	-	P	-	-	-	None	S	C	S	C
Essex	Montclair Police	-	-	-	P	-	-	-	All	S	-	S	C
Essex	Newark Police	-	P	-	-	B	-	-	None	S	-	-	C
Essex	Orange Police	-	-	-	P	-	-	-	Some	-	-	S	S
Essex	West Orange Police	-	-	-	P	-	-	-	All	S	-	S	C
Hudson	Hudson County Sheriff	-	P	-	-	-	-	-	Some	C	-	S	C
Hudson	Bayonne Police	-	P	-	-	-	-	B	All	S	-	S	C
Hudson	Hoboken Police	-	P	-	-	-	-	P	Some	-	-	-	C
Hudson	Jersey City Police	-	P	-	-	-	-	P	None	-	-	-	-
Hudson	Kearny Police	-	-	-	-	-	-	-	-	-	-	-	-
Hudson	North Bergen Police	-	P	-	-	-	-	-	Some	C	-	-	C
Hudson	Union City Police	-	P	P	-	B	P	P	None	-	-	S	C
Hudson	West New York Police	-	P	-	-	-	-	-	None	C	C	C	C
Mercer	Hamilton Police	P	P	P	P	B	-	P	Some	S	-	-	S
Mercer	Trenton Police	-	-	-	P	-	-	-	None	S	-	S	C
Middlesex	Edison Police	---	---	---	---	---	---	---	---	---	---	---	---
Middlesex	New Brunswick Police	-	-	-	P	-	-	-	None	S	-	S	S
Middlesex	Perth Amboy Police	B	P	B	B	B	-	B	Some	S	-	S	C
Middlesex	Woodbridge Police	-	B	B	P	B	B	B	None	S	-	S	S
Morris	Parsippany Police	B	P	B	B	B	-	B	None	S	-	S	C
Ocean	Brick Township Police	P	-	-	B	-	-	-	All	S	-	-	S
Ocean	Dover Township Police	-	-	-	P	B	-	-	All	S	-	S	C
Passaic	Passaic County Sheriff	-	-	-	P	-	-	-	All	S	-	S	C
Passaic	Clifton Police	-	P	-	-	-	-	P	None	-	-	-	C
Passaic	Passaic Police	B	P	B	B	B	-	B	None	S	-	S	C
Passaic	Paterson Police	---	---	---	---	---	---	---	---	---	---	---	---
Passaic	Wayne Police	-	-	P	P	-	P	P	Some	-	-	S	C
Union	Elizabeth Police	-	P	-	-	-	-	-	All	S	-	S	C
Union	Linden Police	-	-	-	-	-	P	-	None	S	-	C	C
Union	Plainfield Police	-	P	P	-	-	-	-	All	S	-	S	S
Union	Union Police	-	-	-	P	-	-	-	All	S	-	S	S
NEW MEXICO													
Bernalillo	Bernalillo County Sheriff	-	B	B	P	-	B	B	Some	S	-	S	C
Bernalillo	Albuquerque Police	P	P	P	P	-	-	P	All	-	-	S	-
Dona Ana	Las Cruces Police	P	P	P	P	B	-	-	All	-	-	S	S
Santa Fe	Santa Fe Police	-	B	P	B	B	-	B	All	S	-	S	S
NEW YORK													
Albany	Albany County Sheriff	-	P	-	-	-	-	-	All	S	-	S	S
Albany	Albany Police	-	P	-	P	-	-	-	None	S	-	S	S
Albany	Colonie Police	-	-	P	-	-	-	-	None	S	-	S	S
Broome	Binghamton Police	-	-	-	P	-	-	-	All	S	-	S	C
Dutchess	Dutchess County Sheriff	-	P	-	-	-	B	-	None	S	S	S	S
Erie	Erie County Sheriff	-	-	-	P	-	-	P	None	-	-	-	C
Erie	Amherst Police	-	-	-	P	-	-	-	All	S	-	S	S
Erie	Buffalo Police	B	P	B	B	B	-	P	All	S	-	S	S
Erie	Cheektowaga Police	B	B	B	P	B	-	B	None	S	-	C	C
Erie	Tonawanda Police	-	P	-	-	-	-	-	Some	S	-	S	S
Monroe	Monroe County Sheriff	-	P	P	-	-	-	-	All	S	-	S	S
Monroe	Rochester Police	-	P	-	-	-	-	-	None	S	-	S	S

Table 15a - continued

County	Name of agency	Sidearms authorized for primary or backup use							Armor wear policy	Supply or cash allowance for:			
		Semiautomatic						Revolver		Primary sidearm	Backup sidearm	Body armor	Uniform
		10mm	9mm	.45	.40	.380	Other						
NEW YORK (cont)													
Nassau	Nassau County Police	-	P	-	-	-	-	B	None	-	-	S	S
Nassau	Hempstead Police	-	P	-	-	-	-	P	All	-	-	S	S
New York City	New York City Police	-	P	-	-	-	-	P	All	-	-	S	-
Niagara	Niagara County Sheriff	-	-	P	-	-	-	-	None	S	-	S	S
Niagara	Niagara Falls Police	-	P	-	-	-	-	-	All	S	-	S	S
Oneida	Utica Police	-	-	-	P	-	-	-	All	S	-	S	S
Onondaga	Onondaga County Sheriff	-	-	P	-	-	-	-	None	S	S	S	S
Onondaga	Syracuse Police	-	-	P	-	-	-	-	All	S	-	S	C
Rensselaer	Troy Police	-	P	-	-	-	-	-	All	S	-	S	S
Rockland	Rockland County Sheriff	B	P	B	B	B	-	P	All	S	-	S	S
Rockland	Clarkstown Police	B	P	B	B	B	-	B	None	S	-	S	S
Rockland	Ramapo Police	-	P	-	-	-	-	-	None	S	-	S	S
Schenectady	Schenectady Police	-	-	-	P	-	-	-	None	S	S	S	S
Suffolk	Suffolk County Sheriff	B	P	B	B	B	B	P	Some	S	-	S	S
Suffolk	Suffolk County Police	-	P	-	-	-	B	-	None	S	-	S	S
Westchester	Westchester County Police	-	P	-	-	B	B	B	None	S	-	S	S
Westchester	Greenburgh Police	B	B	B	P	B	-	B	All	S	-	S	C
Westchester	Mt. Vernon Police	-	P	-	-	-	-	-	All	C	C	S	C
Westchester	New Rochelle Police	-	-	-	P	-	-	-	All	S	-	S	C
Westchester	White Plains Police	-	P	-	-	-	-	-	None	S	-	S	S
Westchester	Yonkers Police	-	P	-	-	-	-	P	All	S	C	S	C
NORTH CAROLINA													
Alamance	Burlington Police	-	-	-	P	-	-	-	None	-	-	-	-
Buncombe	Buncombe County Sheriff	-	-	P	-	-	-	-	All	-	-	-	-
Buncombe	Asheville Police	-	-	P	-	-	-	-	None	S	-	S	S
Cabarrus	Cabarrus County Sheriff	-	P	-	-	-	-	-	All	S	-	S	S
Catawba	Hickory Police	-	P	-	-	-	-	-	None	S	-	S	S
Cumberland	Cumberland County Sheriff	-	P	-	P	-	-	-	Some	S	-	S	S
Cumberland	Fayetteville Police	B	B	B	P	B	-	B	Some	S	-	S	S
Davidson	Davidson County Sheriff	-	-	P	P	B	-	-	All	S	-	S	S
Durham	Durham County Sheriff	-	-	P	-	-	B	-	None	S	S	S	S
Durham	Durham Police	-	B	P	B	B	-	B	All	S	-	S	S
Forsyth	Forsyth County Sheriff	-	-	P	-	-	-	-	None	S	-	S	S
Forsyth	Winston-Salem Police	-	-	-	P	-	-	-	None	S	-	S	S
Gaston	Gaston County Police	-	-	P	-	-	-	-	None	S	-	S	S
Gaston	Gastonia Police	-	P	-	-	-	-	-	All	S	-	S	S
Guilford	Guilford County Sheriff	-	-	P	P	-	-	-	None	S	-	S	S
Guilford	Greensboro Police	-	-	-	P	-	-	-	None	S	-	S	S
Guilford	High Point Police	B	B	B	P	P	B	B	All	S	-	S	S
Mecklenburg	Charlotte-Mecklenburg Police	-	-	-	P	-	-	-	None	S	-	S	S
Nash	Rocky Mount Police	B	P	B	B	B	-	B	None	S	-	S	S
New Hanover	Wilmington Police	-	P	P	-	-	-	-	All	S	-	S	S
Orange	Orange County Sheriff	-	-	P	-	-	-	-	All	S	-	S	S
Pitt	Greenville Police	B	B	P	B	B	-	B	Some	S	-	S	S
Rowan	Rowan County Sheriff	B	-	B	P	-	-	B	Some	S	-	S	S
Union	Union County Sheriff	-	-	P	-	-	-	-	None	S	-	S	S
Wake	Wake County Sheriff	-	-	-	-	-	P	-	None	S	-	S	S
Wake	Raleigh Police	-	-	P	-	-	-	-	None	S	-	S	S
Wilson	Wilson Police	-	P	-	-	-	-	-	None	S	-	S	S
OHIO													
Butler	Butler County Sheriff	-	-	-	P	-	-	-	All	S	-	C	C
Butler	Hamilton Police	B	B	B	P	B	-	B	All	S	C	S	S
Clark	Clark County Sheriff	P	P	P	P	B	-	P	All	C	C	S	C
Clark	Springfield Police	-	P	-	-	P	-	-	All	S	-	S	C
Cuyahoga	Cleveland Police	-	P	-	-	-	-	B	All	S	-	S	C
Cuyahoga	Cleveland Heights Police	-	-	-	-	-	P	-	All	S	-	S	S
Cuyahoga	Euclid Police	-	P	P	-	-	-	-	None	S	-	-	C
Franklin	Franklin County Sheriff	-	P	P	-	B	-	-	All	S	-	S	S
Franklin	Columbus Police	-	P	P	-	-	-	P	Some	S	-	S	S
Hamilton	Hamilton County Sheriff	-	B	-	P	-	-	-	All	S	-	S	S
Hamilton	Cincinnati Police	-	P	-	-	-	-	-	All	S	-	S	S
Lorain	Lorain Police	-	B	P	-	-	-	-	All	S	S	S	C
Lucas	Lucas County Sheriff	-	P	-	-	B	-	B	All	S	-	S	S
Lucas	Toledo Police	-	P	-	-	-	-	-	All	S	-	S	S
Mahoning	Youngstown Police	-	P	-	-	-	-	-	All	S	-	C	C
Montgomery	Montgomery County Sheriff	-	P	P	P	B	-	P	All	S	-	S	S
Montgomery	Dayton Police	-	P	P	P	-	-	-	None	S	S	S	S
Stark	Stark County Sheriff	-	-	P	-	-	-	-	All	S	-	S	S
Stark	Canton Police	-	-	P	-	-	-	-	None	S	-	C	C
Summit	Summit County Sheriff	-	-	P	-	-	-	-	All	S	-	S	C
Summit	Akron Police	-	P	-	-	B	-	P	All	S	C	S	S

Table 15a - continued

County	Name of agency	Sidearms authorized for primary or backup use							Armor wear policy	Supply or cash allowance for:			
		Semiautomatic					Revolver	Primary sidearm		Backup sidearm	Body armor	Uniform	
		10mm	9mm	.45	.40	.380		Other					
OKLAHOMA													
Cleveland	Norman Police	P	P	P	P	-	-	P	None	S	-	S	S
Comanche	Lawton Police	B	B	P	B	B	-	B	None	S	-	S	S
Oklahoma	Oklahoma County Sheriff	P	P	P	P	B	-	P	All	-	-	S	S
Oklahoma	Oklahoma City Police	-	P	P	P	-	-	P	Some	S	-	S	C
Tulsa	Tulsa County Sheriff	-	P	P	-	-	-	P	None	S	-	S	S
Tulsa	Tulsa Police	-	-	-	P	-	-	-	None	S	-	S	C
OREGON													
Clackamas	Clackamas County Sheriff	P	P	P	P	P	-	P	All	-	-	S	S
Douglas	Douglas County Sheriff	P	P	P	P	B	P	P	All	-	-	S	S
Jackson	Jackson County Sheriff	-	-	-	P	-	-	-	All	S	-	S	S
Lane	Lane County Sheriff	B	B	P	B	B	-	B	All	S	-	S	S
Lane	Eugene Police	B	P	P	P	B	-	P	All	S	-	S	S
Marion	Salem Police	B	P	P	B	B	-	-	None	S	-	S	S
Multnomah	Gresham Police	-	P	-	P	B	-	B	All	S	-	S	S
Multnomah	Portland Police	-	P	P	-	B	-	B	All	S	-	S	S
Washington	Washington County Sheriff	-	P	P	P	-	P	P	All	-	-	S	S
Washington	Beaverton Police	B	P	P	P	B	-	B	All	S	-	S	S
PENNSYLVANIA													
Allegheny	Allegheny County Sheriff	-	-	P	P	-	-	P	All	-	-	S	S
Allegheny	Allegheny County Police	-	-	-	P	-	-	-	Some	S	-	S	C
Allegheny	Pittsburgh Police	-	P	-	P	-	P	P	None	-	-	S	S
Berks	Reading Police	-	P	-	-	-	-	B	All	S	-	S	S
Dauphin	Harrisburg Police	-	-	P	-	-	-	-	None	S	-	S	S
Delaware	Chester Police	-	P	-	-	-	-	-	All	S	-	S	S
Delaware	Upper Darby Township Police	B	P	B	B	B	-	B	None	S	-	S	S
Erie	Erie Police	-	P	-	-	-	-	-	None	S	-	S	S
Lackawanna	Scranton Police	-	P	-	-	-	-	P	None	S	-	S	C
Lancaster	Lancaster Police	-	-	-	P	-	-	-	Some	S	-	S	S
Lehigh	Allentown Police	-	B	-	P	P	-	B	All	S	-	S	S
Montgomery	Lower Merion Township Police	-	P	-	-	-	-	-	All	S	-	S	S
Northampton	Bethlehem Police	-	B	-	P	B	B	-	Some	S	-	S	S
Philadelphia	Philadelphia Police	-	P	-	-	-	-	P	All	S	-	S	C
RHODE ISLAND													
Kent	Warwick Police	B	B	B	P	B	-	-	All	S	-	C	S
Providence	Cranston Police	-	-	-	P	-	-	-	All	S	-	S	S
Providence	Pawtucket Police	-	-	-	P	-	-	-	Some	-	-	C	C
Providence	Providence Police	-	-	-	P	-	-	-	All	S	C	S	S
SOUTH CAROLINA													
Anderson	Anderson County Sheriff	-	-	-	P	-	-	-	Some	S	-	S	S
Beaufort	Beaufort County Sheriff	-	-	-	P	-	-	-	All	S	-	S	S
Charleston	Charleston County Sheriff	-	-	-	P	-	-	-	All	S	-	S	S
Charleston	Charleston Police	-	-	P	-	-	-	-	None	S	-	S	S
Charleston	North Charleston Police	-	P	P	P	-	-	B	Some	S	-	S	S
Florence	Florence County Sheriff	-	P	P	-	-	-	-	All	S	-	S	S
Greenville	Greenville County Sheriff	-	-	-	P	-	-	-	All	S	-	S	S
Greenville	Greenville Police	-	P	-	B	B	B	-	None	S	-	S	S
Horry	Horry County Police	-	-	-	P	-	-	-	All	S	-	S	S
Horry	Myrtle Beach Police	-	B	-	P	-	-	B	All	S	-	S	S
Lexington	Lexington County Sheriff	-	P	B	B	B	P	-	All	S	-	S	S
Richland	Richland County Sheriff	B	B	B	P	B	-	B	All	S	-	S	S
Richland	Columbia Police	-	-	P	-	-	-	-	All	S	-	S	S
Spartanburg	Spartanburg County Sheriff	-	P	-	-	-	-	-	All	S	-	S	S
Spartanburg	Spartanburg Police	B	P	B	B	B	-	-	All	S	-	S	S
SOUTH DAKOTA													
Minnehaha	Sioux Falls Police	-	-	-	P	-	-	-	All	S	-	S	S
TENNESSEE													
Blount	Blount County Sheriff	-	P	P	P	B	-	-	All	S	-	S	S
Davidson	Nashville Metropolitan Police	-	B	B	P	B	-	B	None	S	S	S	S
Hamilton	Hamilton County Sheriff	-	-	-	-	-	-	-	-	-	-	-	-
Hamilton	Chattanooga Police	B	P	B	B	B	B	B	All	S	-	S	S
Knox	Knox County Sheriff	-	B	-	P	-	-	B	All	S	-	S	C
Knox	Knoxville Police	-	P	-	-	-	-	-	None	S	-	S	S

Table 15a - continued

County	Name of agency	Sidearms authorized for primary or backup use							Armor wear policy	Supply or cash allowance for:			
		10mm	9mm	.45	.40	.380	Other	Revolver		Primary sidearm	Backup sidearm	Body armor	Uniform
TENNESSEE (cont)													
Madison	Jackson Police	B	B	B	P	B	-	-	All	S	-	S	S
Montgomery	Clarksville Police	P	B	-	-	B	-	B	All	S	-	S	S
Rutherford	Murfreesboro Police	P	-	-	B	-	-	B	All	S	-	S	S
Shelby	Shelby County Sheriff	-	-	-	-	-	-	-	-	-	-	-	-
Shelby	Memphis Police	-	-	-	P	-	-	-	None	S	-	S	S
Sullivan	Sullivan County Sheriff	-	B	-	P	B	P	-	All	S	-	S	S
Washington	Johnson City Police	-	-	P	-	-	-	-	All	S	-	S	S
TEXAS													
Bell	Killeen Police	B	B	B	P	B	-	B	None	S	-	S	S
Bell	Temple Police	B	B	B	P	B	B	B	All	S	-	S	S
Bexar	Bexar County Sheriff	-	B	B	P	-	-	B	None	S	S	S	S
Bexar	San Antonio Police	-	-	-	P	-	-	-	All	S	-	S	C
Brazoria	Brazoria County Sheriff	P	P	P	P	B	-	P	All	C	-	S	C
Cameron	Brownsville Police	-	-	P	-	-	-	-	All	S	-	S	S
Cameron	Harlingen Police	-	P	-	-	-	-	-	None	S	-	S	S
Collin	Plano Police	P	P	P	P	B	P	P	All	S	-	S	S
Dallas	Dallas County Sheriff	P	P	P	P	B	-	P	None	S	-	S	S
Dallas	Carrollton Police	-	B	-	P	B	-	-	All	S	-	S	S
Dallas	Dallas Police	P	P	P	P	B	-	P	None	S	-	S	S
Dallas	Garland Police	-	P	P	P	B	P	-	All	S	-	S	S
Dallas	Grand Prairie Police	B	B	B	P	B	B	B	None	S	-	S	S
Dallas	Irving Police	B	P	B	P	B	B	B	Some	S	-	S	S
Dallas	Mesquite Police	P	P	P	P	B	-	P	None	S	-	S	S
Dallas	Richardson Police	-	P	P	P	P	P	P	None	-	-	S	S
Denton	Denton County Sheriff	P	P	P	P	-	-	P	None	-	-	S	S
Denton	Denton Police	P	P	P	P	B	-	P	None	-	-	S	S
Ector	Odessa Police	-	P	P	-	P	-	-	Some	S	-	-	S
El Paso	El Paso County Sheriff	-	P	-	P	-	-	P	All	-	-	S	S
El Paso	El Paso Police	-	P	-	-	P	P	P	Some	-	-	S	S
Fort Bend	Fort Bend County Sheriff	P	P	P	P	P	-	P	All	-	-	S	S
Galveston	Galveston County Sheriff	-	-	-	-	-	-	-	-	-	-	-	-
Galveston	Galveston Police	P	P	P	P	-	-	P	None	S	C	-	S
Gregg	Longview Police	P	P	P	P	B	-	P	None	-	-	S	S
Harris	Harris County Sheriff	P	P	P	P	B	-	P	All	-	-	S	S
Harris	Baytown Police	P	P	-	P	-	-	-	All	S	-	S	S
Harris	Houston Police	-	-	-	P	-	-	-	None	-	-	S	S
Harris	Pasadena Police	P	P	P	P	B	-	P	None	-	-	S	S
Hidalgo	Hidalgo County Sheriff	-	-	P	-	-	-	-	All	S	-	S	S
Hidalgo	McAllen Police	-	-	-	P	-	-	-	All	S	-	S	S
Jefferson	Beaumont Police	P	P	P	P	B	-	P	None	-	-	C	S
Jefferson	Port Arthur Police	-	P	P	P	P	-	P	All	-	-	S	S
Lubbock	Lubbock Police	-	B	B	P	B	-	B	None	S	-	S	C
McLennan	McLennan County Sheriff	-	-	-	-	-	-	-	-	-	-	-	-
McLennan	Waco Police	P	P	P	P	-	-	-	All	S	-	S	S
Midland	Midland Police	P	P	P	P	B	B	B	None	S	-	S	S
Montgomery	Montgomery County Sheriff	P	P	P	P	B	-	P	All	-	-	S	S
Nueces	Nueces County Sheriff	-	P	-	-	-	-	-	All	S	-	S	S
Nueces	Corpus Christi Police	P	P	P	P	P	-	P	None	S	-	S	S
Potter	Amarillo Police	-	P	P	-	B	-	P	None	S	S	S	S
Smith	Smith County Sheriff	P	P	P	P	B	-	P	All	-	-	S	-
Smith	Tyler Police	P	P	P	P	B	-	-	None	-	-	S	S
Tarrant	Tarrant County Sheriff	B	P	P	P	B	-	P	All	-	-	S	C
Tarrant	Arlington Police	P	P	P	P	B	-	P	None	S	-	S	S
Tarrant	Fort Worth Police	-	-	-	P	-	-	B	Some	S	-	S	S
Taylor	Abilene Police	P	P	P	P	B	P	P	All	-	-	-	-
Tom Green	San Angelo Police	P	P	P	P	B	B	B	None	S	-	S	S
Travis	Travis County Sheriff	-	P	P	P	B	-	P	All	S	-	S	S
Travis	Austin Police	P	P	P	P	B	-	P	All	-	-	S	S
Victoria	Victoria County Sheriff	-	P	P	P	-	P	P	All	-	-	S	S
Webb	Webb County Sheriff	P	P	P	P	B	-	P	All	-	-	S	S
Webb	Laredo Police	B	B	P	B	B	-	B	All	S	-	S	S
Wichita	Wichita Falls Police	-	P	P	P	-	-	-	None	-	-	S	S
Williamson	Williamson County Sheriff	P	P	P	P	P	-	P	All	-	-	S	S
UTAH													
Salt Lake	Salt Lake County Sheriff	P	P	P	P	B	-	B	None	S	-	C	C
Salt Lake	Salt Lake City Police	B	P	B	B	B	-	-	None	S	-	S	C
Salt Lake	West Valley City Police	B	P	B	B	B	-	-	All	S	-	S	C
Utah	Utah County Sheriff	-	-	-	P	-	-	-	All	S	S	S	C
Weber	Ogden Police	-	-	-	P	-	-	-	None	S	-	C	C

Table 15a - continued

County	Name of agency	Sidearms authorized for primary or backup use							Armor wear policy	Supply or cash allowance for:			
		10mm	9mm	.45	.40	.380	Other	Revolver		Primary sidearm	Backup sidearm	Body armor	Uniform
VIRGINIA													
Albemarle	Albemarle County Police	-	-	-	P	-	-	-	All	S	-	S	S
Alexandria(city)	Alexandria Police	-	B	B	P	B	B	B	All	S	S	S	S
Arlington	Arlington County Police	-	-	-	P	-	-	-	All	S	-	S	S
Chesapeake(city)	Chesapeake Police	B	P	B	B	B	-	B	None	S	-	S	S
Chesterfield	Chesterfield County Police	B	B	B	P	B	B	B	None	S	-	S	S
Danville(city)	Danville Police	-	-	-	P	-	-	-	All	S	-	S	S
Fairfax	Fairfax County Police	-	P	-	-	-	B	B	None	S	-	S	S
Hampton(city)	Hampton Police	-	-	P	-	-	-	-	All	C	-	-	-
Hanover	Hanover County Sheriff	-	-	P	-	P	-	-	None	S	-	S	S
Henrico	Henrico County Police	-	-	P	-	-	-	-	Some	S	-	S	S
Loudoun	Loudoun County Sheriff	-	B	-	P	B	B	B	None	S	S	S	S
Lynchburg(city)	Lynchburg Police	-	-	-	P	-	-	-	Some	S	-	S	S
Newport News(city)	Newport News Police	-	P	P	-	-	-	-	None	S	-	S	S
Norfolk(city)	Norfolk Police	B	P	B	B	B	-	B	None	S	-	S	S
Portsmouth(city)	Portsmouth Police	B	P	B	B	B	-	B	None	S	S	S	S
Prince William	Prince William County Police	-	-	P	-	-	-	-	None	S	-	S	S
Richmond(city)	Richmond Police	B	B	B	B	B	P	-	None	S	S	S	S
Roanoke(city)	Roanoke Police	-	-	-	P	-	-	-	All	S	-	S	S
Suffolk(city)	Suffolk Police	-	P	-	-	-	-	-	None	S	-	S	S
Virginia Beach(city)	Virginia Beach Police	-	P	-	-	B	-	B	Some	S	-	S	S
WASHINGTON													
Clark	Clark County Sheriff	P	P	P	P	B	-	P	All	S	-	S	S
Clark	Vancouver Police	-	P	P	P	-	-	-	All	S	-	S	S
King	King County Sheriff	B	B	B	P	B	B	B	All	S	-	S	S
King	Bellevue Police	-	P	-	P	B	-	-	All	S	-	S	S
King	Federal Way Police	-	P	-	B	B	-	B	All	S	-	S	S
King	Kent Police	P	P	P	B	B	-	B	Some	S	-	S	S
King	Seattle Police	-	P	P	P	B	B	P	All	S	-	S	C
Kitsap	Kitsap County Sheriff	P	P	P	P	B	-	-	All	S	-	S	S
Pierce	Pierce County Sheriff	-	P	P	-	-	-	-	All	S	-	S	S
Pierce	Tacoma Police	-	B	-	P	B	-	-	All	S	-	S	S
Snohomish	Snohomish County Sheriff	-	P	P	P	B	-	P	All	S	-	S	S
Snohomish	Everett Police	-	P	P	B	B	-	-	All	S	-	S	S
Spokane	Spokane County Sheriff	B	B	P	B	B	-	B	All	S	-	S	C
Spokane	Spokane Police	B	B	B	P	B	-	B	None	S	-	S	S
Thurston	Thurston County Sheriff	P	P	P	P	B	-	P	All	C	C	S	C
Yakima	Yakima Police	-	P	P	P	B	B	P	All	-	-	S	S
WEST VIRGINIA													
Cabell	Huntington Police	-	-	-	P	-	-	-	None	S	-	-	C
Kanawha	Charleston Police	-	-	-	P	-	-	-	None	S	-	S	C
WISCONSIN													
Brown	Brown County Sheriff	-	B	P	-	-	-	-	None	S	-	S	C
Brown	Green Bay Police	-	P	-	B	-	-	-	None	S	C	S	C
Dane	Dane County Sheriff	-	P	P	-	B	-	P	None	C	C	C	C
Dane	Madison Police	-	P	P	-	B	-	P	All	C	-	C	S
Kenosha	Kenosha County Sheriff	-	B	P	-	-	-	-	None	S	-	C	S
Kenosha	Kenosha Police	-	-	P	-	-	-	-	None	S	-	S	S
Milwaukee	Milwaukee County Sheriff	-	-	-	P	P	-	-	All	S	-	S	C
Milwaukee	Milwaukee Police	-	P	-	P	-	-	-	Some	S	-	S	S
Milwaukee	West Allis Police	-	P	P	-	-	-	-	All	C	-	S	S
Outagamie	Appleton Police	-	P	-	-	-	-	-	All	C	-	S	C
Racine	Racine County Sheriff	P	P	P	P	-	-	P	None	C	C	C	C
Racine	Racine Police	-	P	-	-	-	-	-	None	S	-	S	C
Waukesha	Waukesha County Sheriff	P	P	P	P	-	-	P	Some	S	-	S	C
Waukesha	Waukesha Police	-	P	-	-	-	P	P	None	C	-	C	C

Note: Armor wear policy refers to the proportion of the agency's field/patrol officers required to wear protective armor in the field.

Codes for sidearm authorization are as follows:

- "P"=Weapon authorized for use as primary sidearm.
- "B"=Weapon authorized for use as backup sidearm.
- "-"=Weapon not authorized for use.

Codes for equipment policies are as follows:

- "S"=Agency supplies item to officers.
- "C"=Agency provides cash allowance to officers for purchase of item.
- "-"=Agency does not supply item or provide cash allowance.

---Data were not provided by an agency.

Table 16a. Types of nonlethal weapons authorized for use by officers in local law enforcement agencies, 2000

County	Name of agency	Impact devices			Chemical agents						Other weapons/actions			
		Baton	Rubber bullet	Soft projectile	Personal use			Tactical operations			Cap- ture net	Elec- trical device	Flash/ bang grenade	Hold or neck restraint
					Pepper spray	Tear gas	CS	Pepper spray	Tear gas	CS				
ALABAMA														
Etowah	Gadsden Police	C	X	X	X	-	-	X	-	-	-	-	X	-
Houston	Dothan Police	C	-	X	X	-	-	X	X	X	-	-	X	-
Jefferson	Jefferson County Sheriff	C,T	-	-	X	-	X	-	X	-	-	-	X	-
Jefferson	Bessemer Police	C,P,T	-	-	X	-	-	-	-	-	-	-	-	-
Jefferson	Birmingham Police	C,T	-	-	X	-	-	X	X	-	X	-	-	-
Jefferson	Hoover Police	C,T	-	-	X	-	-	-	-	-	-	-	X	-
Madison	Huntsville Police	C	-	-	X	-	-	X	X	X	-	-	-	-
Mobile	Mobile County Sheriff	C,P	-	-	X	-	-	X	X	X	-	-	X	-
Mobile	Mobile Police	C,T	-	X	X	-	-	-	X	X	-	-	X	X
Montgomery	Montgomery County Sheriff	T	-	-	X	-	-	X	-	-	-	-	-	-
Montgomery	Montgomery Police	C,T	-	-	X	-	-	X	X	X	-	-	-	-
Morgan	Decatur Police	C,P	-	-	X	-	-	X	-	X	-	-	X	X
Tuscaloosa	Tuscaloosa Police	P	X	X	X	-	-	X	X	X	-	-	X	-
ALASKA														
Anchorage	Anchorage Police	P,T	-	-	X	-	-	-	X	-	-	-	-	X
ARIZONA														
Maricopa	Maricopa County Sheriff	---	---	---	---	---	---	---	---	---	---	---	---	---
Maricopa	Chandler Police	C,P	-	X	X	-	-	-	X	X	-	X	X	X
Maricopa	Glendale Police	C,P,T	X	X	X	-	-	X	X	X	-	X	X	-
Maricopa	Mesa Police	C	-	-	X	-	-	-	X	X	-	-	X	-
Maricopa	Phoenix Police	C,P,T	-	X	X	-	-	X	X	X	-	X	-	X
Maricopa	Scottsdale Police	C	-	-	X	-	-	X	X	X	-	X	-	X
Maricopa	Tempe Police	C	-	X	X	-	-	X	X	X	-	-	X	X
Pima	Pima County Sheriff	C,P,T	-	-	X	-	-	-	X	X	-	-	X	-
Pima	Tucson Police	P,T	-	-	-	-	-	X	-	-	-	-	-	-
Pinal	Pinal County Sheriff	C,P,T	-	-	X	-	-	X	X	X	-	-	-	-
Yuma	Yuma Police	C,P,T	-	X	X	-	-	-	-	X	-	X	X	-
ARKANSAS														
Craighead	Jonesboro Police	C	X	X	X	-	-	-	X	-	-	X	X	-
Jefferson	Pine Bluff Police	C,P,T	-	-	X	-	-	X	X	-	-	-	X	-
Pulaski	Pulaski County Sheriff	C,P	X	X	X	-	-	X	X	-	-	X	X	-
Pulaski	Little Rock Police	C,P,T	X	-	X	-	-	-	X	X	-	-	X	-
Pulaski	North Little Rock Police	C,P,T	X	X	X	-	-	-	X	X	-	X	X	-
Sebastian	Fort Smith Police	C	-	-	X	-	-	X	X	-	-	-	X	-
CALIFORNIA														
Alameda	Alameda County Sheriff	C,T	-	-	X	-	-	X	X	X	-	-	X	X
Alameda	Alameda Police	C	-	X	X	-	-	-	X	X	-	-	X	X
Alameda	Berkeley Police	C,T	-	X	X	-	-	-	X	X	-	-	X	-
Alameda	Fremont Police	P,T	-	X	X	-	-	X	X	-	-	-	X	-
Alameda	Hayward Police	C,P,T	-	-	X	-	-	-	-	-	-	X	X	X
Alameda	Oakland Police	C,T	X	X	X	-	-	-	X	X	-	X	X	X
Butte	Butte County Sheriff	C,T	-	-	X	-	-	-	-	-	-	X	X	X
Contra Costa	Contra Costa County Sheriff	C,P,T	-	-	-	X	-	X	-	X	-	-	-	-
Contra Costa	Concord Police	C,P,T	-	X	X	-	-	-	X	X	X	X	X	X
Contra Costa	Richmond Police	P	-	-	X	-	-	-	X	X	-	X	X	-
El Dorado	El Dorado County Sheriff	C,P,T	X	X	X	-	-	X	X	X	-	-	X	-
Fresno	Fresno County Sheriff	C	-	X	X	-	-	-	-	-	-	X	-	-
Fresno	Fresno Police	C,P,T	-	-	X	-	X	X	-	X	-	-	X	-
Kern	Kern County Sheriff	C,T	-	-	X	-	-	X	-	X	-	-	-	-
Kern	Bakersfield Police	C,T	-	X	X	-	-	X	-	-	X	X	X	X
Los Angeles	Los Angeles County Sheriff	C,P,T	X	X	X	-	-	-	-	X	-	X	X	X
Los Angeles	Beverly Hills Police	C,P,T	X	X	X	-	-	-	X	X	-	X	X	X
Los Angeles	Burbank Police	C,P	-	X	X	-	-	-	-	-	X	-	X	-
Los Angeles	Culver City Police	-	-	-	-	-	-	-	-	-	-	-	-	-
Los Angeles	Downey Police	C,P,T	X	X	X	-	-	X	X	X	-	-	X	-
Los Angeles	El Monte Police	C,P,T	X	X	X	-	-	X	X	-	-	X	-	-
Los Angeles	Glendale Police	P,T	-	X	X	-	-	-	X	X	-	-	-	X
Los Angeles	Inglewood Police	P,T	-	-	X	-	-	X	X	X	-	-	-	-
Los Angeles	Long Beach Police	T	-	X	X	-	-	X	-	X	-	-	-	X
Los Angeles	Los Angeles Police	C,P,T	X	X	X	-	-	X	X	-	-	X	X	X
Los Angeles	Pasadena Police	C,T	-	-	X	-	-	-	-	-	-	-	X	-
Los Angeles	Pomona Police	T	X	X	X	-	-	-	-	X	-	X	X	X
Los Angeles	Redondo Beach Police	C,P,T	-	X	X	-	-	-	X	X	-	-	-	-
Los Angeles	Santa Monica Police	C,P,T	X	X	X	-	-	X	-	X	-	X	X	X
Los Angeles	Torrance Police	C,P,T	-	X	X	-	-	-	X	X	-	X	-	X
Los Angeles	West Covina Police	C,P,T	-	-	X	-	-	X	X	X	-	X	X	-
Los Angeles	Whittier Police	C,P,T	-	X	X	-	-	-	-	-	-	-	-	-

Table 16a - continued

County	Name of agency	Impact devices			Chemical agents						Other weapons/actions			
		Baton	Rubber bullet	Soft projectile	Personal use			Tactical operations			Cap- ture net	Elec- trical device	Flash/ bang grenade	Hold or neck restraint
					Pepper spray	Tear gas	CS	Pepper spray	Tear gas	CS				
CALIFORNIA (cont)														
Marin	Marin County Sheriff	C,P	-	X	X	-	-	-	X	X	-	-	X	X
Monterey	Monterey County Sheriff	C,P,T	-	-	X	-	-	-	X	X	-	-	X	-
Monterey	Salinas Police	C,P	-	X	X	-	-	-	-	-	-	-	-	-
Orange	Orange County Sheriff-Coroner	C,P,T	-	-	X	-	-	X	X	-	-	-	X	X
Orange	Anaheim Police	C,P,T	-	X	X	-	-	X	-	X	-	X	-	X
Orange	Brea Police	C,P,T	-	X	X	-	-	-	X	X	-	-	X	X
Orange	Costa Mesa Police	---	---	---	---	---	---	---	---	---	---	---	---	---
Orange	Fullerton Police	C	-	X	X	-	-	-	X	X	-	X	-	-
Orange	Garden Grove Police	C,T	-	X	X	-	-	-	-	-	-	-	X	-
Orange	Huntington Beach Police	C,P,T	X	X	X	-	-	-	-	-	-	X	X	X
Orange	Irvine Police	C,T	-	X	X	-	-	X	X	X	-	X	X	X
Orange	Newport Beach Police	C,P,T	X	X	X	-	-	X	X	-	-	-	X	X
Orange	Orange Police	C,P,T	-	X	X	-	-	-	X	X	-	-	X	X
Orange	Santa Ana Police	C,P,T	-	X	X	-	-	X	X	X	-	X	X	-
Orange	Westminster Police	C,P,T	X	X	X	-	-	-	-	-	-	X	X	-
Placer	Placer County Sheriff	C,P,T	X	-	X	-	-	X	-	X	-	-	X	X
Riverside	Riverside County Sheriff	C,P	-	-	X	-	-	X	-	X	-	-	X	X
Riverside	Corona Police	C,P,T	-	X	X	-	-	-	X	X	-	X	-	X
Riverside	Riverside Police	C,P,T	-	X	X	-	-	-	X	X	-	X	X	X
Sacramento	Sacramento County Sheriff	C,T	-	X	X	-	-	-	X	X	-	X	X	X
Sacramento	Sacramento Police	C,T	X	X	X	-	-	X	-	X	-	X	X	X
San Bernardino	San Bernardino County Sheriff	C	-	X	X	-	-	X	X	X	-	-	X	X
San Bernardino	Fontana Police	C,P,T	-	X	X	-	-	-	X	-	-	-	X	X
San Bernardino	Ontario Police	C,P,T	-	-	X	-	-	-	X	X	-	X	X	-
San Bernardino	Rialto Police	C	-	X	X	-	-	-	X	X	-	X	X	-
San Bernardino	San Bernardino Police	C,T	-	X	X	-	-	-	X	X	-	X	X	X
San Diego	San Diego County Sheriff	T	-	-	X	-	-	-	X	-	-	X	-	-
San Diego	Chula Vista Police	C,P,T	-	-	X	-	-	-	-	-	-	X	-	X
San Diego	El Cajon Police	T	-	X	X	-	-	-	X	X	-	X	X	-
San Diego	Escondido Police	C,P	-	-	X	-	-	-	X	X	-	-	X	-
San Diego	Oceanside Police	C,P	-	X	X	-	-	X	-	-	-	X	X	-
San Diego	San Diego Police	C,P	-	-	X	-	-	X	X	X	-	X	-	X
San Francisco	San Francisco Police	C,T	-	X	X	-	-	X	-	X	-	-	X	X
San Joaquin	San Joaquin County Sheriff	C,P,T	-	-	X	-	-	-	X	-	-	-	-	X
San Joaquin	Stockton Police	T	X	X	-	-	-	X	-	-	-	-	-	-
San Luis Obispo	San Luis Obispo County Sheriff	C,P,T	-	-	X	-	-	X	X	X	-	-	X	X
San Mateo	San Mateo County Sheriff	C,T	-	-	X	-	-	X	X	X	-	X	X	X
San Mateo	Daly City Police	C,T	-	X	X	-	-	X	-	-	X	X	X	-
San Mateo	San Mateo Police	C,T	-	X	X	-	-	-	X	X	-	X	X	X
Santa Barbara	Santa Barbara County Sheriff	C,P	-	-	X	-	-	-	X	X	-	-	-	X
Santa Barbara	Santa Barbara Police	C,T	-	-	X	-	-	X	X	-	-	-	X	-
Santa Clara	Santa Clara County Sheriff	C,T	-	X	X	-	-	X	X	X	X	-	X	X
Santa Clara	San Jose Police	C,P,T	X	X	X	-	-	X	X	X	-	X	X	X
Santa Clara	Santa Clara Police	-	-	-	-	-	-	-	-	-	-	-	-	-
Santa Clara	Sunnyvale Police	C	-	X	X	-	-	X	X	X	-	-	X	X
Santa Cruz	Santa Cruz County Sheriff	C	-	X	X	-	-	X	X	X	-	-	X	X
Shasta	Shasta County Sheriff	C,P,T	X	X	X	-	-	-	X	-	-	-	-	-
Solano	Fairfield Police	C,P,T	-	-	X	-	-	-	X	X	-	X	X	X
Solano	Vallejo Police	C,P,T	-	X	X	-	-	-	-	-	-	X	X	X
Sonoma	Sonoma County Sheriff-Coroner	C,P,T	X	X	X	-	-	X	X	X	-	-	X	X
Sonoma	Santa Rosa Police	C,T	X	X	X	-	-	X	X	X	-	X	X	X
Stanislaus	Stanislaus County Sheriff	C,T	-	-	X	-	-	-	X	-	-	-	-	X
Stanislaus	Modesto Police	C,P,T	-	X	X	-	-	-	X	X	-	-	X	-
Tulare	Tulare County Sheriff	C,P,T	-	-	X	-	-	-	X	X	-	-	-	-
Tulare	Visalia Police	C,P,T	-	X	X	-	-	-	-	-	-	-	X	-
Ventura	Ventura County Sheriff	C,P,T	X	X	X	-	-	-	X	X	-	-	X	X
Ventura	Oxnard Police	P	-	-	X	-	-	-	X	X	-	-	-	-
Ventura	Simi Valley Police	C,P,T	-	X	X	-	-	-	-	-	-	-	-	X
Ventura	Ventura Police	C,T	X	X	X	-	-	X	X	X	-	-	X	-
COLORADO														
Adams	Adams County Sheriff	C,T	-	X	X	-	-	X	-	X	-	-	-	-
Adams	Thornton Police	P	-	-	X	-	-	X	X	-	-	-	X	-
Adams	Westminster Police	C,T	-	-	X	-	-	-	X	X	-	-	X	X
Arapahoe	Arapahoe County Sheriff	C,T	-	-	X	-	-	X	-	X	-	-	X	-
Arapahoe	Aurora Police	P,T	-	-	X	-	-	-	X	X	-	-	-	X
Boulder	Boulder County Sheriff	C,T	X	X	X	-	-	X	X	X	-	-	X	-
Boulder	Boulder Police	C,P	X	X	X	-	-	X	X	X	-	-	X	-
Denver	Denver Police	C,P,T	-	-	X	-	-	X	X	X	-	-	-	X
Douglas	Douglas County Sheriff	C,T	-	-	X	-	-	X	X	X	-	-	-	-
El Paso	El Paso County Sheriff	C	-	-	X	-	-	-	X	X	-	-	X	-
El Paso	Colorado Springs Police	C,P	-	-	X	-	-	X	X	X	-	-	X	-

Table 16a - continued

County	Name of agency	Impact devices			Chemical agents						Other weapons/actions			
		Baton	Rubber bullet	Soft projectile	Personal use			Tactical operations			Cap- ture net	Elec- trical device	Flash/ bang grenade	Hold or neck restraint
					Pepper spray	Tear gas	CS	Pepper spray	Tear gas	CS				
COLORADO (cont)														
Jefferson	Jefferson County Sheriff	C,T	-	-	X	-	-	-	X	X	-	X	X	-
Jefferson	Arvada Police	C,P	-	-	X	-	-	-	X	X	-	-	X	-
Jefferson	Lakewood Police	C,T	-	X	X	-	-	X	X	X	-	-	X	X
Larimer	Larimer County Sheriff	C	X	X	X	-	-	-	X	X	-	X	X	-
Larimer	Fort Collins Police	C,T	-	-	X	-	-	X	X	X	-	-	X	-
Pueblo	Pueblo Police	C,T	-	-	X	-	-	X	-	-	-	-	X	-
Weld	Weld County Sheriff	C	-	-	X	-	-	-	X	X	-	-	-	-
Weld	Greeley Police	C	X	X	-	X	-	X	X	X	-	-	X	-
CONNECTICUT														
Fairfield	Bridgeport Police	P,T	-	-	X	-	-	X	X	-	-	-	-	-
Fairfield	Danbury Police	C,P,T	X	X	X	-	X	X	X	X	-	X	X	-
Fairfield	Fairfield Police	-	-	-	X	-	-	-	X	X	-	-	X	-
Fairfield	Greenwich Police	C,P	-	-	X	-	-	-	X	X	X	X	X	-
Fairfield	Norwalk Police	P	-	-	X	-	-	-	-	-	-	-	-	-
Fairfield	Stamford Police	C,P,T	-	-	X	-	-	-	X	X	-	-	-	-
Fairfield	Stratford Police	T	-	-	X	-	-	X	-	-	-	X	-	-
Hartford	Bristol Police	C,P	-	X	X	-	-	-	-	-	-	X	X	-
Hartford	East Hartford Police	C,T	-	-	X	-	-	X	X	X	-	-	X	-
Hartford	Hartford Police	C,T	X	X	X	-	-	X	X	X	-	-	-	-
Hartford	Manchester Police	C	-	X	X	-	-	-	-	-	-	X	X	-
Hartford	New Britain Police	C,P	-	X	X	-	-	-	X	-	-	-	X	-
Hartford	West Hartford Police	-	-	-	-	-	-	-	-	-	-	-	-	-
Middlesex	Middletown Police	C,P	-	-	X	-	-	X	-	-	-	-	-	-
New Haven	Hamden Police	P	-	-	X	-	-	-	-	-	-	-	-	-
New Haven	Meriden Police	C,P	-	X	X	-	-	X	X	-	-	-	X	X
New Haven	Milford Police	C,T	-	-	X	-	-	X	X	X	-	-	X	-
New Haven	New Haven Police	P	-	-	X	-	-	-	X	X	-	-	X	-
New Haven	Waterbury Police	T	-	-	X	-	-	X	X	X	-	-	-	-
New Haven	West Haven Police	C,P	-	X	X	-	-	-	X	X	-	-	X	-
DELAWARE														
New Castle	New Castle County Police	-	-	-	-	-	-	-	-	-	-	-	-	-
New Castle	Wilmington Police	C,T	-	-	X	-	-	X	-	-	-	-	X	-
DISTRICT OF COLUMBIA														
Washington, DC	Washington Metropolitan Police	C,T	-	-	X	-	-	-	-	-	-	-	-	-
FLORIDA														
Alachua	Alachua County Sheriff	C,P,T	X	X	X	-	-	X	X	X	-	-	-	-
Alachua	Gainesville Police	C	-	-	X	-	-	X	-	-	-	-	X	-
Bay	Bay County Sheriff	C,P,T	-	X	X	-	-	X	X	X	-	-	X	-
Brevard	Brevard County Sheriff	C	-	-	X	-	-	-	-	-	-	-	-	-
Brevard	Melbourne Police	C	X	X	X	-	-	X	-	-	-	-	X	-
Brevard	Palm Bay Police	C	X	X	X	-	-	X	-	X	-	X	X	-
Broward	Broward County Sheriff	C,T	X	X	-	-	-	X	-	X	-	X	X	-
Broward	Coral Springs Police	C,T	-	-	X	-	-	-	X	X	-	-	X	-
Broward	Davie Police	C,T	-	-	X	-	-	X	X	X	-	-	X	-
Broward	Fort Lauderdale Police	C,T	-	X	X	-	-	X	X	X	-	X	X	-
Broward	Hollywood Police	C,T	-	-	-	-	X	-	-	-	-	-	X	-
Broward	Margate Police	C,T	-	-	X	X	-	X	X	-	-	-	-	-
Broward	Miramar Police	C,T	-	-	X	-	-	-	-	-	-	-	-	-
Broward	Pembroke Pines Police	C	-	-	X	-	-	-	-	-	-	-	-	-
Broward	Plantation Police	C,T	-	-	X	-	-	X	-	-	-	-	-	-
Broward	Sunrise Police	C,T	-	-	X	-	-	-	-	-	-	-	-	-
Charlotte	Charlotte County Sheriff	C	-	X	X	-	-	-	X	X	-	-	-	-
Citrus	Citrus County Sheriff	C,P	-	-	X	-	-	-	-	-	-	-	X	-
Clay	Clay County Sheriff	C,T	-	X	X	-	-	-	-	-	-	X	-	-
Collier	Collier County Sheriff	P	-	-	X	-	-	-	-	-	-	-	X	-
Duval	Jacksonville Sheriff	P	-	-	X	-	-	X	X	X	-	-	X	-
Escambia	Escambia County Sheriff	T	X	X	X	-	-	X	X	X	-	X	X	-
Escambia	Pensacola Police	C,P	-	-	X	-	-	-	X	-	-	-	-	-
Hernando	Hernando County Sheriff	C	-	-	X	-	-	-	-	-	-	-	-	-
Highlands	Highlands County Sheriff	C,P,T	X	X	X	-	-	X	-	X	-	-	X	-
Hillsborough	Hillsborough County Sheriff	C	-	-	X	-	-	-	-	-	-	-	-	-
Hillsborough	Tampa Police	C	-	-	X	-	-	X	-	X	-	-	-	-
Indian River	Indian River County Sheriff	C	-	-	X	-	-	-	-	-	X	-	X	-
Lake	Lake County Sheriff	-	-	-	X	-	X	-	-	-	-	-	-	-
Lee	Lee County Sheriff	-	X	X	-	-	-	-	-	X	-	-	X	-
Lee	Cape Coral Police	C	-	-	X	-	-	-	-	-	-	X	-	-
Lee	Fort Myers Police	C,P	-	-	X	-	-	-	X	X	-	-	X	-

Table 16a - continued

County	Name of agency	Impact devices			Chemical agents						Other weapons/actions				
		Baton	Rubber	Soft	Personal use			Tactical operations			Cap- ture net	Elec- trical device	Flash/ bang grenade	Hold or neck restraint	
			bullet	pro- jectile	Pepper spray	Tear gas	CS	Pepper spray	Tear gas	CS					
FLORIDA (cont)															
Leon	Leon County Sheriff	C,T	-	-	X	-	-	-	X	X	-	-	X	X	-
Leon	Tallahassee Police	C	X	X	X	-	-	-	-	X	-	-	X	X	X
Manatee	Manatee County Sheriff	C	-	-	X	-	-	-	-	X	X	-	-	-	-
Marion	Marion County Sheriff	C	-	X	X	-	-	-	-	X	X	-	X	X	-
Marion	Ocala Police	C,P	-	-	X	-	-	-	-	X	X	-	-	-	-
Martin	Martin County Sheriff	C	X	X	X	-	-	-	X	X	X	-	-	X	-
Miami-Dade	Miami-Dade Police	C,P	-	-	-	-	-	-	X	-	-	-	-	-	X
Miami-Dade	Coral Gables Police	C,P	-	-	X	-	-	-	X	-	X	-	-	X	-
Miami-Dade	Hialeah Police	C,P	X	X	X	-	-	-	X	X	X	-	-	X	-
Miami-Dade	Miami Police	C,P	X	-	X	-	-	-	-	X	X	-	-	X	X
Miami-Dade	Miami Beach Police	C	-	-	-	-	-	-	-	-	-	-	-	-	-
Miami-Dade	North Miami Police	C	-	-	-	-	-	-	X	-	-	-	-	-	-
Miami-Dade	North Miami Beach Police	C	-	-	X	-	-	-	-	-	-	-	-	-	-
Monroe	Monroe County Sheriff	C,P	-	-	X	-	-	-	-	X	X	-	X	X	-
Okaloosa	Okaloosa County Sheriff	C	-	X	X	-	-	-	-	X	X	-	-	X	-
Orange	Orange County Sheriff	C	-	X	X	-	X	X	X	X	X	-	-	-	-
Orange	Orlando Police	C	-	-	X	-	-	-	X	X	X	-	-	X	-
Osceola	Osceola County Sheriff	C	X	-	X	-	-	-	-	X	X	-	-	X	-
Palm Beach	Palm Beach County Sheriff	C,P	-	X	X	-	-	-	-	X	X	-	X	X	-
Palm Beach	Boca Raton Police	-	-	-	X	-	-	-	X	X	X	-	-	X	-
Palm Beach	Boynton Beach Police	C,P,T	-	X	X	-	-	-	-	-	-	-	-	X	-
Palm Beach	Delray Beach Police	C,P	-	X	X	-	-	-	-	X	X	-	-	X	-
Palm Beach	Riviera Beach Police	C	-	-	X	-	-	-	-	X	-	-	-	-	-
Palm Beach	West Palm Beach Police	C	-	-	X	-	-	-	-	X	-	-	-	X	-
Pasco	Pasco County Sheriff	C	X	X	X	-	-	-	-	X	-	-	-	X	-
Pinellas	Pinellas County Sheriff	C	-	X	X	-	X	-	-	X	X	-	-	X	-
Pinellas	Clearwater Police	C,P	-	X	X	-	-	-	-	X	X	-	X	X	-
Pinellas	Largo Police	P	-	-	X	-	-	-	-	-	-	-	-	-	-
Pinellas	St. Petersburg Police	C	X	X	X	-	-	-	X	X	X	-	-	X	-
Polk	Polk County Sheriff	C,P	X	X	X	-	X	-	-	X	-	-	X	X	-
Polk	Lakeland Police	C	-	-	X	-	-	-	X	-	X	-	-	-	-
Putnam	Putnam County Sheriff	C	-	X	X	-	-	-	-	X	X	-	-	-	-
St. Johns	St. Johns County Sheriff	C	-	-	X	-	-	-	-	-	X	-	-	X	X
St. Lucie	St. Lucie County Sheriff	C,T	-	-	X	-	-	-	-	X	X	-	-	X	-
St. Lucie	Fort Pierce Police	C	-	-	X	-	-	-	-	X	X	X	-	X	-
St. Lucie	Port St. Lucie Police	C,P,T	-	-	X	-	-	-	X	X	X	-	-	X	-
Santa Rosa	Santa Rosa County Sheriff	C	-	X	X	-	-	-	X	X	X	-	-	X	-
Sarasota	Sarasota County Sheriff	C,P	-	-	X	-	-	-	-	X	X	-	X	X	-
Sarasota	Sarasota Police	C	-	-	X	-	-	-	-	X	X	-	-	-	-
Seminole	Seminole County Sheriff	C	-	-	-	-	-	-	-	-	-	-	-	-	-
Seminole	Altamonte Springs Police	C	-	-	X	-	-	-	-	-	-	-	-	-	-
Volusia	Volusia County Sheriff	C	-	-	X	-	-	-	-	X	-	-	-	X	-
Volusia	Daytona Beach Police	C	-	X	X	-	-	-	-	X	-	-	-	-	-
GEORGIA															
Bartow	Bartow County Sheriff	C	-	-	X	-	-	-	-	-	-	-	X	-	-
Bibb	Bibb County Sheriff	C,P	-	-	X	-	-	-	X	X	-	-	-	-	X
Bibb	Macon Police	C,P,T	-	-	X	-	-	-	X	X	-	-	-	X	-
Chatham	Chatham County Police	-	-	-	X	-	-	-	-	X	-	-	-	-	-
Chatham	Savannah Police	T	-	-	X	-	-	-	-	-	-	-	-	-	X
Cherokee	Cherokee County Sheriff	C	-	-	X	-	-	-	X	X	X	-	-	X	-
Clarke	Athens-Clarke County Police	C,P	-	-	X	X	X	X	X	X	X	-	-	X	-
Clayton	Clayton County Police	---	---	---	---	---	---	---	---	---	---	---	---	---	---
Cobb	Cobb County Police	C	-	-	X	-	-	-	X	X	X	-	X	X	-
Cobb	Marietta Police	C	-	X	X	-	-	-	-	X	X	-	-	X	-
Columbia	Columbia County Sheriff	C	X	X	X	-	-	-	-	X	X	-	X	X	-
De Kalb	De Kalb County Police	-	-	-	-	-	-	-	-	-	-	-	-	-	-
Dougherty	Albany Police	C,P	-	-	X	-	-	-	-	X	X	-	-	X	-
Douglas	Douglas County Sheriff	C	X	X	X	-	-	-	-	-	-	-	X	X	-
Forsyth	Forsyth County Sheriff	C,P,T	X	X	X	X	X	X	X	X	X	-	-	X	-
Fulton	Fulton County Police	P,T	-	X	X	-	-	-	X	-	X	-	-	X	-
Fulton	Atlanta Police	C	-	-	X	-	-	-	X	X	X	X	-	X	-
Fulton	East Point Police	C,P,T	-	-	X	-	-	-	X	X	X	-	-	X	-
Fulton	Roswell Police	C	-	-	X	-	-	-	-	X	-	-	-	-	-
Glynn	Glynn County Police	C	-	-	X	X	-	-	X	X	-	-	-	X	-
Gwinnett	Gwinnett County Police	C,P	-	-	X	-	-	-	X	X	X	-	-	X	-
Hall	Hall County Sheriff	P	-	-	X	-	-	-	X	X	X	-	-	-	-
Muscogee	Muscogee County Sheriff	C	-	-	X	-	-	-	-	-	-	-	-	X	-
Muscogee	Columbus Police	C	-	X	X	-	-	-	X	X	X	-	-	X	-
Richmond	Augusta-Richmond Co Sheriff	C	-	-	X	-	-	-	-	-	-	-	-	X	-

Table 16a - continued

County	Name of agency	Impact devices			Chemical agents						Other weapons/actions				
		Baton	Rubber bullet	Soft projectile	Personal use			Tactical operations			Cap- ture net	Elec- trical device	Flash/ bang grenade	Hold or neck restraint	
					Pepper spray	Tear gas	CS	Pepper spray	Tear gas	CS					
HAWAII															
Hawaii	Hawaii County Police	T	-	-	X	-	-	-	X	X	X	-	-	-	X
Honolulu	Honolulu Police	C,T	-	-	X	-	-	-	X	X	X	-	-	-	X
Kauai	Kauai County Police	C,T	-	-	X	X	-	-	-	-	-	-	-	X	-
Maui	Maui County Police	T	-	X	X	-	-	-	X	X	-	-	-	X	X
IDAHO															
Ada	Boise Police	C	-	X	X	-	-	-	-	X	X	-	-	X	-
Canyon	Canyon County Sheriff	C,P	X	-	X	-	-	-	-	X	X	-	X	X	X
ILLINOIS															
Champaign	Champaign Police	C,P,T	X	X	X	-	-	-	X	X	X	-	-	X	-
Cook	Cook County Sheriff	---	---	---	---	---	---	---	---	---	---	---	---	---	---
Cook	Arlington Heights Police	C	-	-	-	-	-	-	-	-	-	-	-	-	-
Cook	Chicago Police	T	-	-	X	-	-	-	-	-	-	-	-	-	-
Cook	Cicero Police	C	-	-	X	-	-	-	X	-	-	-	-	-	-
Cook	Evanston Police	C,P,T	-	-	X	-	-	-	X	-	-	-	-	-	-
Cook	Oak Lawn Police	C	-	-	X	-	-	-	-	X	X	-	-	-	-
Cook	Oak Park Police	C	-	-	X	-	-	-	-	X	X	-	-	-	-
Cook	Schaumburg Police	C,P	-	-	X	-	-	-	X	-	X	-	-	-	-
Cook	Skokie Police	C	-	X	X	-	-	-	X	X	X	-	-	X	-
Du Page	Du Page County Sheriff	P,T	-	-	X	-	-	-	X	X	X	-	X	-	-
Du Page	Naperville Police	C	-	X	X	-	-	-	X	X	X	-	-	X	-
Kane	Aurora Police	C,P,T	-	-	X	-	-	-	-	X	X	-	-	-	X
Kane	Elgin Police	C,P,T	-	-	X	-	-	-	-	X	X	-	-	-	-
Lake	Lake County Sheriff	C	-	-	X	-	-	-	X	X	X	-	-	X	X
Lake	Waukegan Police	C,T	X	X	X	-	-	-	X	X	X	-	-	X	-
Macon	Decatur Police	C,P,T	-	X	X	-	-	-	X	X	X	-	-	X	X
Peoria	Peoria Police	C,T	X	X	X	-	-	-	-	X	X	-	-	X	-
Sangamon	Springfield Police	C	-	-	X	-	-	-	X	X	X	-	-	X	-
Will	Will County Sheriff	C,P	-	-	X	-	-	-	X	X	X	-	-	X	-
Will	Joliet Police	C	-	-	X	-	-	-	X	X	X	-	-	X	-
Winnebago	Winnebago County Sheriff	C,T	-	-	X	-	-	-	-	X	X	-	-	-	-
Winnebago	Rockford Police	C	-	-	X	-	-	-	X	X	X	-	-	X	-
INDIANA															
Allen	Allen County Sheriff	T	-	-	X	-	-	-	-	-	-	-	-	-	-
Allen	Fort Wayne Police	C	-	-	-	-	-	-	X	X	X	-	-	-	-
Delaware	Muncie Police	C	-	-	-	-	X	-	X	X	X	-	-	X	-
Elkhart	Elkhart Police	C,T	-	-	X	-	-	-	-	-	-	-	-	-	X
Howard	Kokomo Police	C,P,T	-	-	X	-	-	-	-	-	-	-	-	X	-
Lake	Lake County Sheriff	P,T	-	-	-	-	-	-	X	X	-	-	-	-	X
Lake	East Chicago Police	C,P,T	-	-	X	X	X	X	X	X	X	-	X	X	-
Lake	Gary Police	C,P,T	-	-	-	-	-	-	X	X	-	-	-	-	-
Lake	Hammond Police	T	-	-	X	-	-	-	-	X	X	-	-	-	-
Madison	Anderson Police	C,P,T	-	-	-	-	-	-	X	-	-	-	-	-	-
Marion	Marion County Sheriff	C	-	-	X	-	-	-	-	-	-	-	-	X	-
Marion	Indianapolis Police	P,T	-	-	X	-	X	X	X	X	X	-	-	-	-
St. Joseph	St. Joseph County Sheriff	P,T	-	-	X	-	-	-	-	-	-	-	-	X	X
St. Joseph	South Bend Police	C,P	-	-	X	-	-	-	-	X	-	-	-	-	-
Vanderburgh	Vanderburgh County Sheriff	C,P,T	-	-	X	-	-	-	-	-	-	-	-	-	X
Vanderburgh	Evansville Police	C,T	-	-	X	-	-	-	X	-	X	-	-	X	-
Vigo	Terre Haute Police	C,T	-	-	X	-	-	-	-	X	X	-	-	-	-
IOWA															
Black Hawk	Waterloo Police	C	-	-	X	-	-	-	X	X	X	-	-	-	-
Linn	Cedar Rapids Police	C	-	X	X	-	-	-	-	X	X	-	-	X	-
Polk	Polk County Sheriff	C,P	-	-	X	-	-	-	-	-	-	X	-	X	-
Polk	Des Moines Police	C,P,T	-	-	X	-	-	-	-	-	-	-	-	X	-
Pottawattamie	Council Bluffs Police	C,P,T	-	-	X	-	X	X	X	-	X	-	-	X	-
Scott	Davenport Police	C,P,T	-	-	X	-	-	-	X	X	X	-	-	X	-
Woodbury	Sioux City Police	C,P	-	X	X	-	-	-	-	-	X	-	X	X	-
KANSAS															
Douglas	Lawrence Police	P	-	-	X	-	-	-	-	-	X	-	-	X	-
Johnson	Johnson County Sheriff	C,P	-	-	X	-	-	-	-	-	-	-	-	-	-
Johnson	Olathe Police	C	-	-	X	-	-	-	-	X	X	-	-	X	-
Johnson	Overland Park Police	C	-	X	X	-	-	-	-	X	X	-	-	X	-
Sedgwick	Sedgwick County Sheriff	C,P	-	-	X	-	-	-	-	X	-	-	-	X	-
Sedgwick	Wichita Police	C	-	-	X	-	-	-	-	X	-	-	-	-	-
Shawnee	Topeka Police	P,T	-	X	X	-	-	-	X	X	X	-	-	X	-
Wyandotte	Kansas City Police	C,T	-	-	X	-	-	-	-	X	-	-	-	X	X

Table 16a - continued

County	Name of agency	Impact devices			Chemical agents						Other weapons/actions			
		Baton	Rubber bullet	Soft projectile	Personal use			Tactical operations			Cap- ture net	Elec- trical device	Flash/ bang grenade	Hold or neck restraint
					Pepper spray	Tear gas	CS	Pepper spray	Tear gas	CS				
KENTUCKY														
Fayette	Lexington-Fayette County Police	C	-	-	-	-	-	X	X	X	-	-	X	-
Jefferson	Jefferson County Police	C,P	-	-	X	-	-	-	X	X	-	-	-	-
Jefferson	Louisville Police	C,T	-	-	X	-	-	-	X	X	-	-	X	-
Kenton	Covington Police	C,P,T	-	X	-	X	-	-	-	-	-	-	-	-
LOUISIANA														
Ascension	Ascension Parish Sheriff	C,P,T	-	-	X	-	-	X	-	X	-	-	X	-
Bossier	Bossier Parish Sheriff	-	-	-	-	-	X	-	-	-	-	X	-	-
Bossier	Bossier Police	C	-	-	X	-	-	X	X	X	-	-	X	-
Caddo	Caddo Parish Sheriff	C,P,T	X	X	X	-	-	-	-	-	-	X	X	-
Caddo	Shreveport Police	C,P	-	-	X	-	-	-	X	X	-	-	X	-
Calcasieu	Calcasieu Parish Sheriff	C,T	X	X	-	-	-	X	X	X	-	X	X	-
Calcasieu	Lake Charles Police	C,P,T	-	-	X	X	-	-	-	-	-	X	-	-
E. Baton Rouge	E. Baton Rouge Parish Sheriff	C	-	-	X	-	-	-	X	X	-	-	X	-
E. Baton Rouge	Baton Rouge Police	C,P,T	-	-	X	-	-	X	-	-	-	-	X	X
Jefferson	Jefferson Parish Sheriff	C,P	-	-	-	-	-	-	-	-	-	-	-	-
Jefferson	Kenner Police	C	-	-	X	-	-	-	-	X	-	-	X	-
Lafayette	Lafayette Parish Sheriff	C,T	-	-	X	-	-	X	X	X	-	-	X	-
Lafayette	Lafayette Police	C,P,T	-	-	X	-	-	-	-	-	-	-	-	X
Lafourche	Lafourche Parish Sheriff	C,P,T	-	-	X	-	X	-	-	-	-	-	-	-
Livingston	Livingston Parish Sheriff	C,P	-	-	X	-	-	-	-	-	-	-	-	-
Morehouse	Morehouse Parish Sheriff	C,P,T	-	-	X	-	-	-	-	-	-	-	-	-
Orleans	Orleans Parish Sheriff	C,P,T	-	-	-	-	-	X	X	X	-	-	-	-
Orleans	New Orleans Police	C,P	-	-	X	-	-	-	X	-	-	-	-	-
Ouachita	Ouachita Parish Sheriff	-	-	-	-	-	-	-	-	-	-	-	-	-
Ouachita	Monroe Police	C,P	-	-	X	-	-	X	X	X	-	-	X	-
Plaquemines	Plaquemines Parish Sheriff	P,T	-	-	X	-	-	-	-	-	-	-	-	-
Rapides	Rapides Parish Sheriff	C,P,T	-	X	X	X	X	X	X	X	-	-	X	-
Rapides	Alexandria Police	C	-	-	X	-	-	-	-	-	-	-	-	-
St. Charles	St. Charles Parish Sheriff	C,P,T	-	-	X	-	-	-	-	-	-	-	-	-
St. John the Baptist	St. John the Baptist Sheriff	C,P,T	-	-	X	-	-	-	-	-	-	-	-	-
St. Landry	St. Landry Parish Sheriff	P,T	-	-	X	-	-	X	-	-	-	-	-	-
St. Martin	St. Martin Parish Sheriff	C,P,T	X	X	X	-	-	X	X	X	-	-	-	-
St. Tammany	St. Tammany Parish Sheriff	C,P,T	X	X	X	-	X	X	-	X	-	X	X	-
Terrebonne	Terrebonne Parish Sheriff	P	-	-	X	-	X	X	-	X	-	-	-	-
MAINE														
Cumberland	Portland Police	C,P,T	-	-	X	-	-	X	X	X	-	-	X	-
MARYLAND														
Anne Arundel	Anne Arundel County Police	P	-	-	-	-	-	X	-	X	-	-	X	-
Anne Arundel	Annapolis Police	C	-	-	X	-	-	-	X	X	-	-	-	-
Baltimore	Baltimore County Police	C	-	-	X	-	-	-	-	-	-	-	-	-
Baltimore(city)	Baltimore Police	C,T	-	X	X	-	-	X	-	X	X	X	X	-
Charles	Charles County Sheriff	C	-	-	X	-	-	-	X	-	-	-	-	X
Harford	Harford County Sheriff	C	-	-	X	-	-	X	X	X	-	X	X	-
Howard	Howard County Police	C	-	-	X	-	-	X	X	X	-	-	X	X
Montgomery	Montgomery County Police	C	-	-	X	-	-	-	X	X	-	-	-	X
Prince George's	Prince George's County Police	C	-	-	X	-	-	-	X	X	-	-	-	-
MASSACHUSETTS														
Bristol	Fall River Police	C,T	-	-	X	-	-	X	X	-	-	-	X	-
Bristol	New Bedford Police	C,P,T	-	-	X	-	-	-	-	-	-	-	-	-
Bristol	Taunton Police	C,T	-	-	X	-	-	-	-	-	-	-	-	-
Essex	Lawrence Police	T	-	-	X	-	-	-	-	-	-	-	-	-
Essex	Lynn Police	C	-	-	X	-	-	-	-	-	-	-	-	-
Hampden	Chicopee Police	T	-	-	X	-	-	-	X	X	-	-	-	-
Hampden	Holyoke Police	C,T	-	-	X	-	-	-	X	-	-	-	-	-
Hampden	Springfield Police	C,P	-	X	X	-	-	-	X	-	-	-	-	-
Middlesex	Cambridge Police	P	-	-	X	-	-	-	X	X	-	-	-	-
Middlesex	Framingham Police	C	-	-	X	-	-	-	X	-	-	-	-	-
Middlesex	Lowell Police	P	-	-	X	-	-	X	-	-	-	-	-	-
Middlesex	Malden Police	T	-	-	X	-	-	-	-	-	-	-	-	-
Middlesex	Medford Police	---	---	---	---	---	---	---	---	---	---	---	---	---
Middlesex	Newton Police	C	-	-	X	-	-	-	-	-	-	-	-	-
Middlesex	Somerville Police	T	-	-	X	-	-	-	-	-	-	-	-	-
Middlesex	Waltham Police	C	-	-	-	-	-	X	-	-	-	-	-	-
Norfolk	Brookline Police	C	-	-	X	-	-	-	X	-	-	-	-	-
Norfolk	Quincy Police	C,T	-	-	X	-	-	-	-	-	-	-	-	-
Plymouth	Brockton Police	C,P,T	-	-	X	-	-	-	-	-	-	-	-	-
Suffolk	Boston Police	C,T	-	X	-	-	-	X	-	-	-	-	-	-
Suffolk	Revere Police	---	---	---	---	---	---	---	---	---	---	---	---	---
Worcester	Worcester Police	C,T	-	-	X	-	-	-	X	-	-	-	-	-

Table 16a - continued

County	Name of agency	Impact devices			Chemical agents						Other weapons/actions			
		Baton	Rubber bullet	Soft projectile	Personal use			Tactical operations			Cap- ture net	Elec- trical device	Flash/ bang grenade	Hold or neck restraint
					Pepper spray	Tear gas	CS	Pepper spray	Tear gas	CS				
MICHIGAN														
Calhoun	Battle Creek Police	C,P	X	X	X	-	-	-	X	X	X	-	X	X
Genesee	Genesee County Sheriff	-	-	X	X	-	-	-	-	-	-	-	-	-
Genesee	Flint Police	T	-	-	X	-	-	-	-	-	-	-	-	-
Ingham	Lansing Police	-	-	-	X	-	-	-	X	X	-	-	-	-
Kalamazoo	Kalamazoo County Sheriff	C	-	-	X	-	-	-	-	X	-	-	-	-
Kalamazoo	Kalamazoo Police	C,T	-	-	X	-	-	-	X	X	-	-	-	-
Kent	Kent County Sheriff	-	-	-	-	-	-	-	-	-	-	-	-	-
Kent	Grand Rapids Police	C	-	X	X	-	-	-	X	X	-	-	X	-
Kent	Wyoming Police	P	-	X	X	-	X	-	-	X	-	-	X	-
Macomb	Macomb County Sheriff	C	-	-	X	-	-	-	X	X	-	-	-	-
Macomb	Sterling Heights Police	C	-	-	-	-	-	X	-	-	-	-	-	-
Macomb	Warren Police	C	-	-	X	-	-	-	-	-	-	-	-	-
Oakland	Oakland County Sheriff	C	-	-	X	-	-	-	X	X	-	-	X	-
Oakland	Farmington Hills Police	C	-	-	X	-	-	-	-	X	-	-	-	-
Oakland	Pontiac Police	C	-	-	X	-	-	-	X	X	-	-	-	-
Oakland	Royal Oak Police	C,T	-	-	X	-	-	-	X	X	-	-	-	-
Oakland	Southfield Police	C,T	-	X	X	-	-	X	-	-	-	-	-	-
Oakland	Troy Police	C	-	-	X	-	-	-	-	-	-	-	X	X
Saginaw	Saginaw Police	C,T	-	-	X	-	-	X	X	X	-	-	X	-
Washtenaw	Washtenaw County Sheriff	-	-	-	-	-	-	-	-	-	-	-	-	-
Washtenaw	Ann Arbor Police	C	-	-	X	-	-	-	X	X	-	-	-	-
Wayne	Wayne County Sheriff	C	-	-	X	-	-	-	X	X	-	-	-	-
Wayne	Dearborn Police	C,T	-	X	X	-	-	X	X	X	-	-	X	-
Wayne	Detroit Police	P,T	-	-	-	-	-	X	X	X	-	-	X	-
Wayne	Livonia Police	C	-	X	X	-	-	X	-	X	-	-	X	-
Wayne	Taylor Police	C,T	-	-	X	-	-	-	X	X	-	-	-	-
Wayne	Westland Police	C,T	-	X	X	-	-	X	-	-	-	-	X	-
MINNESOTA														
Hennepin	Hennepin County Sheriff	C	-	-	X	-	-	-	X	-	-	-	X	-
Hennepin	Bloomington Police	C	-	X	X	-	-	X	X	-	-	-	X	X
Hennepin	Minneapolis Police	C,P,T	-	-	X	-	-	X	-	X	-	X	-	X
Olmsted	Rochester Police	C	X	X	X	-	-	X	X	-	-	-	X	X
Ramsey	Ramsey County Sheriff	-	-	-	-	-	-	-	-	-	-	-	-	-
Ramsey	St. Paul Police	C,T	-	-	X	-	-	-	-	X	-	X	-	-
St. Louis	Duluth Police	C	-	-	X	-	-	X	-	-	-	-	X	-
MISSISSIPPI														
Forrest	Hattiesburg Police	C	-	-	X	-	-	-	X	X	-	-	X	-
Harrison	Harrison County Sheriff	C	-	-	X	-	-	X	X	X	-	-	X	X
Harrison	Biloxi Police	C	-	-	X	-	-	X	X	X	-	X	-	-
Harrison	Gulfport Police	C,P	-	-	X	-	-	-	X	-	-	-	X	-
Hinds	Jackson Police	P	-	-	X	-	-	-	-	X	-	-	-	-
Lauderdale	Meridian Police	C,P,T	-	-	X	-	-	-	X	X	-	-	X	-
Lee	Tupelo Police	C	-	-	X	-	-	X	-	-	-	-	-	-
Warren	Vicksburg Police	C,P	-	-	X	-	-	-	-	-	-	-	X	-
Washington	Greenville Police	C,P	-	-	X	-	-	-	X	X	-	-	-	-
MISSOURI														
Boone	Columbia Police	P	X	-	X	-	-	X	X	X	-	-	X	-
Buchanan	St. Joseph Police	C,P	-	-	X	-	-	-	-	X	-	-	X	-
Greene	Springfield Police	C,T	-	-	X	-	-	X	X	X	-	X	X	X
Jackson	Independence Police	C,P	-	-	X	-	-	-	X	X	-	-	-	-
Jackson	Kansas City Police	C,P	-	X	X	-	-	X	X	X	-	-	X	-
Jefferson	Jefferson County Sheriff	P	-	-	X	-	-	-	X	-	-	-	-	-
St. Charles	St. Charles County Sheriff	-	-	-	X	-	-	-	X	X	-	-	X	-
St. Charles	St. Charles Police	---	---	---	---	---	---	---	---	---	---	---	---	---
St. Louis	St. Louis County Police	C	-	-	X	-	-	-	X	-	-	-	-	-
St. Louis(city)	St. Louis Police	C,T	-	-	-	-	-	X	-	-	-	-	-	-
MONTANA														
Yellowstone	Billings Police	C	-	-	X	-	-	-	X	X	-	X	-	-
NEBRASKA														
Douglas	Douglas County Sheriff	C,P,T	-	X	X	-	-	-	-	-	-	X	-	X
Douglas	Omaha Police	C,P,T	-	-	X	-	-	X	X	-	-	-	X	X
Lancaster	Lincoln Police	C	-	-	X	-	-	X	X	-	-	-	-	-
Sarpy	Sarpy County Sheriff	C,P	-	-	X	-	-	-	X	X	-	-	-	-

Table 16a - continued

County	Name of agency	Impact devices			Chemical agents						Other weapons/actions			
		Baton	Rubber bullet	Soft projectile	Personal use			Tactical operations			Cap- ture net	Elec- trical device	Flash/ bang grenade	Hold or neck restraint
					Pepper spray	Tear gas	CS	Pepper spray	Tear gas	CS				
NEVADA														
Clark	Las Vegas Metropolitan Police	C,P	-	-	X	-	-	-	X	X	-	-	X	X
Clark	Henderson Police	C,P	-	X	X	-	X	-	-	X	-	-	X	-
Clark	North Las Vegas Police	C,P	X	X	X	-	-	-	X	X	-	-	X	-
Washoe	Washoe County Sheriff	C,P	X	X	X	-	-	-	-	-	-	X	-	-
Washoe	Reno Police	C,T	-	X	X	-	-	X	-	-	-	X	X	X
NEW HAMPSHIRE														
Hillsborough	Manchester Police	P	-	-	X	-	-	X	-	-	-	-	X	-
Hillsborough	Nashua Police	C	-	-	X	-	-	X	-	-	-	-	-	-
NEW JERSEY														
Atlantic	Atlantic City Police	C,P,T	-	-	X	-	-	X	-	-	-	-	-	-
Bergen	Hackensack Police	T	-	-	X	-	-	-	-	-	-	-	-	-
Camden	Camden Police	T	-	-	X	-	-	-	X	X	-	-	X	-
Camden	Cherry Hill Police	C,P	-	-	X	-	-	X	X	X	-	-	X	-
Cape May	Cape May County Sheriff	P	-	-	X	-	-	-	-	-	-	-	-	-
Cumberland	Vineland Police	C,P	-	-	X	-	-	X	X	-	-	-	X	-
Essex	Belleville Police	P	-	-	X	-	-	-	X	-	-	-	-	-
Essex	Bloomfield Police	P,T	-	-	X	-	-	-	X	X	-	-	-	-
Essex	East Orange Police	C,P,T	-	-	X	-	-	-	-	-	-	-	-	-
Essex	Irvington Police	P	-	-	X	-	-	-	-	-	-	-	-	-
Essex	Montclair Police	C,P,T	-	-	X	-	-	-	-	-	-	-	-	-
Essex	Newark Police	P	-	-	X	-	-	-	-	-	-	-	-	-
Essex	Orange Police	P,T	-	-	-	-	X	-	-	X	-	-	-	-
Essex	West Orange Police	C,P	-	-	X	-	-	-	-	-	-	-	-	-
Hudson	Hudson County Sheriff	T	-	-	X	-	-	-	-	-	-	-	-	-
Hudson	Bayonne Police	P,T	-	-	X	-	-	X	X	X	-	-	-	-
Hudson	Hoboken Police	C,T	-	-	-	-	-	-	-	-	-	-	-	-
Hudson	Jersey City Police	C,P	-	-	-	-	-	X	-	-	-	-	-	-
Hudson	Kearny Police	-	-	-	-	-	-	-	-	-	-	-	-	-
Hudson	North Bergen Police	C,T	-	-	X	-	-	-	X	-	-	-	X	-
Hudson	Union City Police	C,P,T	-	-	-	-	-	-	-	-	-	-	-	-
Hudson	West New York Police	P,T	-	-	-	-	-	-	X	-	-	-	-	-
Mercer	Hamilton Police	C,P	-	-	X	-	-	X	X	X	-	-	X	-
Mercer	Trenton Police	P	-	-	X	-	-	-	X	X	X	-	-	-
Middlesex	Edison Police	---	---	---	---	---	---	---	---	---	---	---	---	---
Middlesex	New Brunswick Police	C,P,T	-	-	X	-	-	-	-	-	-	-	-	-
Middlesex	Perth Amboy Police	P,T	-	X	X	-	-	-	-	-	-	-	X	-
Middlesex	Woodbridge Police	C,P,T	-	-	X	-	-	X	X	X	-	-	X	-
Morris	Parsippany Police	P	-	-	X	-	-	-	-	-	-	-	-	-
Ocean	Brick Township Police	P	-	-	X	-	-	-	X	X	-	-	X	-
Ocean	Dover Township Police	C,P,T	-	-	X	-	-	-	X	X	-	-	X	-
Passaic	Passaic County Sheriff	C,P,T	-	-	X	-	-	X	X	X	-	-	-	-
Passaic	Clifton Police	P,T	-	-	X	X	-	-	X	X	-	-	X	-
Passaic	Passaic Police	T	-	-	-	-	X	-	-	-	-	-	-	-
Passaic	Paterson Police	---	---	---	---	---	---	---	---	---	---	---	---	---
Passaic	Wayne Police	C,P,T	-	-	X	-	-	X	-	-	-	-	-	-
Union	Elizabeth Police	P	-	-	X	-	-	X	-	-	-	-	-	-
Union	Linden Police	P	-	-	X	-	-	-	-	-	-	-	-	-
Union	Plainfield Police	P	-	-	X	-	-	-	-	-	-	-	-	-
Union	Union Police	C,P	-	-	X	-	-	X	-	-	-	-	-	-
NEW MEXICO														
Bernalillo	Bernalillo County Sheriff	C	-	-	X	-	-	X	X	X	-	-	X	-
Bernalillo	Albuquerque Police	C	-	-	X	-	-	-	X	X	-	X	-	-
Dona Ana	Las Cruces Police	C	-	-	X	-	-	-	X	-	-	-	-	-
Santa Fe	Santa Fe Police	C	-	-	X	-	-	-	X	X	-	-	X	-
NEW YORK														
Albany	Albany County Sheriff	-	-	-	-	-	-	-	X	-	-	-	-	-
Albany	Albany Police	C,T	-	-	X	-	-	X	X	X	-	-	X	-
Albany	Colonie Police	T	-	-	X	-	-	-	-	-	-	-	-	-
Broome	Binghamton Police	C,T	-	-	X	-	-	-	-	-	-	-	-	-
Dutchess	Dutchess County Sheriff	C,P,T	-	-	X	-	-	-	X	X	-	-	-	-
Erie	Erie County Sheriff	C,T	-	-	X	-	-	-	X	-	-	-	X	-
Erie	Amherst Police	T	-	X	X	-	-	-	X	X	-	-	X	-
Erie	Buffalo Police	T	-	-	-	-	-	-	-	-	-	-	-	-
Erie	Cheektowaga Police	C,T	-	X	X	-	-	-	-	X	-	-	-	-
Erie	Tonawanda Police	C	-	-	X	-	-	-	-	X	-	X	-	-
Monroe	Monroe County Sheriff	P	-	-	X	-	-	-	X	X	-	-	-	-
Monroe	Rochester Police	C,P	-	-	X	-	-	-	X	X	-	-	X	-

Table 16a - continued

County	Name of agency	Impact devices			Chemical agents						Other weapons/actions			
		Baton	Rubber bullet	Soft projectile	Personal use			Tactical operations			Cap- ture net	Elec- trical device	Flash/ bang grenade	Hold or neck restraint
					Pepper spray	Tear gas	CS	Pepper spray	Tear gas	CS				
NEW YORK (cont)														
Nassau	Nassau County Police	T	-	-	X	-	-	-	X	-	-	-	-	X
Nassau	Hempstead Police	T	-	-	X	-	-	X	-	-	-	X	-	-
New York City	New York City Police	C,P,T	-	-	X	-	-	-	X	X	-	X	X	-
Niagara	Niagara County Sheriff	T	-	-	X	-	-	-	-	-	-	-	-	-
Niagara	Niagara Falls Police	C,T	-	-	X	-	-	-	X	X	-	-	-	-
Oneida	Utica Police	C,T	-	-	X	-	-	-	X	X	-	-	-	-
Onondaga	Onondaga County Sheriff	C	-	-	X	-	-	-	-	-	-	-	X	-
Onondaga	Syracuse Police	C,T	-	-	X	-	-	-	X	-	-	-	-	-
Rensselaer	Troy Police	C,T	-	-	X	-	-	-	X	X	-	-	X	-
Rockland	Rockland County Sheriff	C,T	-	X	X	-	-	X	X	X	-	-	X	-
Rockland	Clarkstown Police	C,P	-	X	X	-	-	-	-	-	-	-	-	-
Rockland	Ramapo Police	C,T	-	-	X	-	-	-	-	-	-	-	-	-
Schenectady	Schenectady Police	T	-	-	X	-	-	-	-	-	-	-	X	-
Suffolk	Suffolk County Sheriff	T	-	-	X	-	-	X	-	-	-	-	-	-
Suffolk	Suffolk County Police	C,T	-	-	X	-	-	-	-	-	-	-	-	-
Westchester	Westchester County Police	C,T	-	-	X	-	-	X	X	X	-	-	X	-
Westchester	Greenburgh Police	C,P	-	-	X	-	-	X	-	-	-	X	X	-
Westchester	Mt. Vernon Police	T	-	-	X	-	-	-	X	X	-	-	X	-
Westchester	New Rochelle Police	C	-	-	X	-	-	-	X	X	X	X	X	-
Westchester	White Plains Police	P	-	-	X	-	-	X	X	X	X	-	-	-
Westchester	Yonkers Police	C,P,T	-	X	X	-	-	-	-	X	-	-	X	-
NORTH CAROLINA														
Alamance	Burlington Police	C	-	-	X	-	-	-	X	X	-	X	-	X
Buncombe	Buncombe County Sheriff	C	-	-	X	-	-	X	-	-	-	-	X	-
Buncombe	Asheville Police	C	-	X	X	-	-	-	X	X	-	-	X	-
Cabarrus	Cabarrus County Sheriff	T	-	X	-	-	-	-	-	X	-	-	X	-
Catawba	Hickory Police	C	-	X	X	-	-	-	X	X	-	-	X	-
Cumberland	Cumberland County Sheriff	C	-	X	X	-	-	-	X	X	-	X	X	-
Cumberland	Fayetteville Police	C	-	X	X	-	-	-	X	X	-	X	X	-
Davidson	Davidson County Sheriff	C	X	X	X	-	-	-	X	X	-	-	X	-
Durham	Durham County Sheriff	C,P	-	-	X	-	-	-	-	-	-	-	-	-
Durham	Durham Police	C,T	-	-	X	-	-	-	X	-	-	X	X	-
Forsyth	Forsyth County Sheriff	C,T	-	X	X	-	-	X	X	X	-	-	X	-
Forsyth	Winston-Salem Police	C	-	X	X	-	-	X	X	X	-	-	-	-
Gaston	Gaston County Police	C	-	X	X	-	-	X	X	X	-	-	X	-
Gaston	Gastonia Police	C	-	-	X	-	-	-	X	X	-	X	X	-
Guilford	Guilford County Sheriff	C	-	-	X	-	-	-	X	X	-	-	X	-
Guilford	Greensboro Police	C,T	-	-	X	-	-	-	X	X	-	-	-	-
Guilford	High Point Police	C	X	X	X	-	-	X	X	X	-	-	X	-
Mecklenburg	Charlotte-Mecklenburg Police	C	-	-	X	-	-	X	X	-	-	-	-	-
Nash	Rocky Mount Police	C,P,T	X	-	X	-	-	-	X	X	-	-	-	-
New Hanover	Wilmington Police	C,P	-	-	X	-	-	-	X	X	-	-	-	-
Orange	Orange County Sheriff	-	-	-	-	-	-	-	-	-	-	-	-	-
Pitt	Greenville Police	C	-	-	X	-	-	X	X	X	-	-	X	-
Rowan	Rowan County Sheriff	C,P	-	-	X	-	-	-	X	X	-	-	X	-
Union	Union County Sheriff	C,T	-	-	X	-	-	-	X	X	-	-	X	-
Wake	Wake County Sheriff	C	-	-	X	-	-	-	-	-	-	-	-	-
Wake	Raleigh Police	T	-	-	X	-	-	-	X	-	-	-	-	-
Wilson	Wilson Police	C	-	-	X	-	-	-	X	X	-	-	X	-
OHIO														
Butler	Butler County Sheriff	C	-	-	X	-	-	-	X	-	-	X	X	-
Butler	Hamilton Police	C,P,T	-	X	X	-	-	-	X	X	-	-	X	X
Clark	Clark County Sheriff	-	-	-	X	-	-	X	-	-	-	-	-	-
Clark	Springfield Police	P	-	-	X	-	-	-	-	X	-	-	X	-
Cuyahoga	Cleveland Police	C,T	-	-	X	-	-	-	X	X	-	-	-	X
Cuyahoga	Cleveland Heights Police	T	-	-	-	-	-	-	-	-	-	-	-	-
Cuyahoga	Euclid Police	-	-	-	X	-	-	X	-	-	-	-	X	-
Franklin	Franklin County Sheriff	C,T	-	-	X	-	-	-	X	X	-	X	X	-
Franklin	Columbus Police	C	-	-	X	-	X	X	-	X	-	-	-	-
Hamilton	Hamilton County Sheriff	C	-	-	-	-	X	-	-	X	-	X	-	-
Hamilton	Cincinnati Police	P	-	X	-	-	X	-	X	-	-	X	X	-
Lorain	Lorain Police	C,P	X	X	X	-	-	-	X	X	-	-	X	-
Lucas	Lucas County Sheriff	P,T	-	-	X	-	-	-	X	-	-	-	-	-
Lucas	Toledo Police	C,P	-	-	X	-	-	-	X	-	-	-	X	-
Mahoning	Youngstown Police	C,T	-	-	X	-	-	X	X	-	-	X	X	-
Montgomery	Montgomery County Sheriff	C	-	-	X	-	-	-	-	-	-	-	-	-
Montgomery	Dayton Police	C	-	-	X	-	-	-	X	X	-	-	-	-
Stark	Stark County Sheriff	C	-	-	X	-	-	X	X	X	-	-	X	-
Stark	Canton Police	C,P	-	X	X	-	-	X	X	-	-	-	X	-
Summit	Summit County Sheriff	C	-	-	X	-	X	X	-	X	-	-	X	-
Summit	Akron Police	C	-	-	X	-	-	-	X	X	-	X	X	-

Table 16a - continued

County	Name of agency	Impact devices			Chemical agents						Other weapons/actions			
		Baton	Rubber bullet	Soft projectile	Personal use			Tactical operations			Cap- ture net	Elec- trical device	Flash/ bang grenade	Hold or neck restraint
					Pepper spray	Tear gas	CS	Pepper spray	Tear gas	CS				
OKLAHOMA														
Cleveland	Norman Police	C,P	-	X	X	-	-	-	X	X	-	-	X	-
Comanche	Lawton Police	C	-	-	X	-	-	-	X	-	-	-	X	-
Oklahoma	Oklahoma County Sheriff	C,P,T	X	X	X	-	-	-	X	X	-	-	X	-
Oklahoma	Oklahoma City Police	C,T	X	X	X	-	-	X	X	X	-	-	X	-
Tulsa	Tulsa County Sheriff	C,T	-	-	X	-	-	X	X	X	-	-	-	-
Tulsa	Tulsa Police	C,T	X	-	X	-	-	-	X	X	-	-	X	-
OREGON														
Clackamas	Clackamas County Sheriff	P,T	-	X	X	-	-	-	X	X	-	-	X	X
Douglas	Douglas County Sheriff	P,T	-	-	X	-	-	-	-	-	-	-	-	-
Jackson	Jackson County Sheriff	C	-	-	X	-	-	-	-	-	-	X	-	-
Lane	Lane County Sheriff	C,P	X	X	X	-	-	-	-	X	-	-	X	X
Lane	Eugene Police	C,P,T	-	-	X	-	-	-	-	-	-	-	-	-
Marion	Salem Police	C	-	X	X	-	-	X	X	X	-	-	X	X
Multnomah	Gresham Police	C,P,T	-	-	X	-	-	X	X	-	-	-	-	X
Multnomah	Portland Police	C,P	-	X	X	-	-	-	-	-	-	-	X	-
Washington	Washington County Sheriff	C,P	-	-	X	-	-	X	X	X	-	X	X	-
Washington	Beaverton Police	C	-	X	X	-	X	X	X	X	-	-	-	X
PENNSYLVANIA														
Allegheny	Allegheny County Sheriff	C,T	-	-	-	-	-	X	X	-	-	-	-	-
Allegheny	Allegheny County Police	C	-	-	X	-	-	-	X	-	-	-	-	-
Allegheny	Pittsburgh Police	C,T	-	-	X	-	-	-	-	-	-	-	X	X
Berks	Reading Police	C,P,T	-	X	X	-	-	-	-	-	-	-	-	-
Dauphin	Harrisburg Police	C,P,T	-	-	X	-	-	-	X	X	-	X	-	-
Delaware	Chester Police	C,T	-	-	X	-	-	-	-	-	-	-	X	-
Delaware	Upper Darby Township Police	C,T	-	X	X	-	-	-	-	-	-	-	-	-
Erie	Erie Police	T	-	-	X	-	-	-	-	-	-	-	X	-
Lackawanna	Scranton Police	C,P,T	-	-	X	-	-	-	X	X	-	-	-	-
Lancaster	Lancaster Police	C,P	-	-	X	-	-	X	X	X	-	-	X	-
Lehigh	Allentown Police	C,P,T	-	-	X	-	-	X	X	X	-	-	X	-
Montgomery	Lower Merion Township Police	C	-	-	X	-	-	X	-	-	-	-	-	-
Northampton	Bethlehem Police	C	-	-	X	-	-	-	X	X	-	-	X	-
Philadelphia	Philadelphia Police	T	-	X	X	-	-	-	-	X	-	X	X	-
RHODE ISLAND														
Kent	Warwick Police	C,T	-	-	X	-	-	X	-	-	-	-	-	-
Providence	Cranston Police	C,T	-	X	X	-	-	-	-	-	-	-	X	-
Providence	Pawtucket Police	C	-	-	X	-	-	-	-	-	-	-	-	-
Providence	Providence Police	C,P,T	-	-	X	-	-	-	-	-	-	-	-	-
SOUTH CAROLINA														
Anderson	Anderson County Sheriff	C	-	-	X	-	X	-	X	-	-	X	X	-
Beaufort	Beaufort County Sheriff	C	-	-	X	-	-	-	X	X	-	-	X	-
Charleston	Charleston County Sheriff	C	X	X	X	-	-	X	-	X	-	-	X	-
Charleston	Charleston Police	C,P,T	-	-	-	-	-	X	X	X	-	-	-	-
Charleston	North Charleston Police	C	-	-	X	-	-	X	X	X	-	-	X	-
Florence	Florence County Sheriff	-	-	-	X	-	-	-	X	-	-	X	X	-
Greenville	Greenville County Sheriff	C	-	X	X	-	-	X	X	X	-	X	X	-
Greenville	Greenville Police	C	-	-	X	-	-	X	X	X	-	-	X	-
Horry	Horry County Police	C	-	-	X	-	-	X	X	X	-	-	X	-
Horry	Myrtle Beach Police	C	-	-	X	-	-	-	X	X	-	-	-	-
Lexington	Lexington County Sheriff	C,P	-	X	X	-	-	X	-	-	-	X	-	-
Richland	Richland County Sheriff	C	-	X	X	-	-	-	X	X	-	-	X	-
Richland	Columbia Police	T	-	X	X	-	-	-	X	X	-	-	-	-
Spartanburg	Spartanburg County Sheriff	C,P,T	-	-	X	-	-	-	-	-	-	-	-	-
Spartanburg	Spartanburg Police	C,P	-	-	X	-	-	-	X	X	-	-	X	-
SOUTH DAKOTA														
Minnehaha	Sioux Falls Police	C	-	-	X	-	-	X	X	X	-	-	X	-
TENNESSEE														
Blount	Blount County Sheriff	P,T	-	-	-	-	-	X	X	X	-	-	-	-
Davidson	Nashville Metropolitan Police	-	-	-	X	-	-	-	-	-	-	-	-	-
Hamilton	Hamilton County Sheriff	-	-	-	-	-	-	-	-	-	-	-	-	-
Hamilton	Chattanooga Police	C	-	-	X	-	-	X	X	X	-	-	X	-
Knox	Knox County Sheriff	C,P	-	-	X	-	-	-	X	X	-	-	X	-
Knox	Knoxville Police	P	-	-	X	-	-	-	X	X	-	-	-	-

Table 16a - continued

County	Name of agency	Impact devices			Chemical agents						Other weapons/actions			
		Baton	Rubber bullet	Soft projectile	Personal use			Tactical operations			Cap- ture net	Elec- trical device	Flash/ bang grenade	Hold or neck restraint
					Pepper spray	Tear gas	CS	Pepper spray	Tear gas	CS				
TENNESSEE (cont)														
Madison	Jackson Police	C	-	-	-	-	X	X	X	X	-	-	X	-
Montgomery	Clarksville Police	C,P	-	-	X	-	-	-	X	X	-	-	X	-
Rutherford	Murfreesboro Police	C	-	-	X	-	-	-	X	X	-	-	-	-
Shelby	Shelby County Sheriff	-	-	-	-	-	-	-	-	-	-	-	-	-
Shelby	Memphis Police	T	-	-	X	-	X	-	X	-	-	X	X	-
Sullivan	Sullivan County Sheriff	C	-	-	-	-	-	-	-	-	-	-	X	-
Washington	Johnson City Police	C	-	-	X	-	X	-	X	-	-	-	X	-
TEXAS														
Bell	Killeen Police	C	-	-	X	-	-	-	X	X	-	-	X	-
Bell	Temple Police	C,P,T	-	-	X	-	-	X	X	X	-	-	-	X
Bexar	Bexar County Sheriff	C,P	-	-	X	-	-	-	-	-	-	-	-	-
Bexar	San Antonio Police	C,P,T	-	X	X	-	-	-	X	-	-	-	-	-
Brazoria	Brazoria County Sheriff	C,P,T	-	-	X	X	X	X	X	X	-	X	X	-
Cameron	Brownsville Police	C	-	-	X	-	-	-	-	-	-	-	-	-
Cameron	Harlingen Police	C	-	-	X	-	-	-	-	-	-	-	-	-
Collin	Plano Police	C,T	-	X	X	-	-	-	X	-	-	-	X	-
Dallas	Dallas County Sheriff	C,T	-	-	X	-	-	-	-	-	-	-	X	-
Dallas	Carrollton Police	C,T	-	-	X	-	-	X	-	X	-	-	X	-
Dallas	Dallas Police	C,P,T	-	-	X	-	-	-	-	-	-	-	X	-
Dallas	Garland Police	C	-	-	X	-	-	-	-	-	-	-	-	X
Dallas	Grand Prairie Police	C,P,T	-	-	X	-	-	X	X	X	-	X	X	X
Dallas	Irving Police	C,T	-	-	X	-	-	X	X	X	-	-	X	X
Dallas	Mesquite Police	C,P	-	-	X	-	-	-	X	-	-	-	X	X
Dallas	Richardson Police	C	-	-	X	-	-	X	X	X	-	-	X	-
Denton	Denton County Sheriff	C,T	-	-	X	-	-	-	X	-	-	X	X	-
Denton	Denton Police	C,T	-	-	X	-	-	X	X	X	-	-	-	X
Ector	Odessa Police	C	-	X	X	-	-	-	-	-	X	-	X	-
El Paso	El Paso County Sheriff	C,P	-	-	X	-	-	-	-	-	-	-	-	-
El Paso	El Paso Police	C,P	-	-	X	-	-	-	X	X	-	-	-	-
Fort Bend	Fort Bend County Sheriff	C	-	X	X	-	-	-	-	-	-	-	X	-
Galveston	Galveston County Sheriff	-	-	-	-	-	-	-	-	-	-	-	-	-
Galveston	Galveston Police	C,P,T	-	-	X	-	-	-	X	X	-	-	X	-
Gregg	Longview Police	C	-	-	X	-	-	X	X	X	-	-	X	-
Harris	Harris County Sheriff	C,T	-	-	-	-	-	-	-	-	-	-	-	-
Harris	Baytown Police	C,P	-	-	X	-	-	-	-	-	-	X	X	-
Harris	Houston Police	C,T	-	X	-	-	-	X	X	X	-	X	X	-
Harris	Pasadena Police	-	-	X	X	-	-	X	-	-	-	-	-	-
Hidalgo	Hidalgo County Sheriff	C	-	X	X	-	-	-	X	X	-	-	X	-
Hidalgo	McAllen Police	P	-	-	-	-	-	-	-	X	-	-	X	-
Jefferson	Beaumont Police	C,P,T	-	-	X	-	-	-	X	X	-	-	X	-
Jefferson	Port Arthur Police	C	-	-	X	-	-	-	X	X	-	X	-	-
Lubbock	Lubbock Police	C,P	-	X	X	-	-	X	-	X	-	X	X	-
McLennan	McLennan County Sheriff	-	-	-	-	-	-	-	-	-	-	-	-	-
McLennan	Waco Police	C	-	-	X	-	-	X	X	X	-	-	X	-
Midland	Midland Police	C,T	-	X	X	-	-	-	-	-	-	-	X	X
Montgomery	Montgomery County Sheriff	C,T	-	-	X	-	-	-	-	-	-	-	-	-
Nueces	Nueces County Sheriff	T	-	-	-	-	-	X	-	-	-	-	-	-
Nueces	Corpus Christi Police	C,P	-	-	X	-	-	-	X	-	-	-	-	-
Potter	Amarillo Police	C,T	-	-	X	-	-	X	X	X	-	X	X	X
Smith	Smith County Sheriff	C	-	-	X	-	-	-	X	-	-	-	X	-
Smith	Tyler Police	C,P	-	-	X	-	-	X	-	-	-	-	X	-
Tarrant	Tarrant County Sheriff	C,P	-	-	X	-	-	-	X	-	-	-	-	-
Tarrant	Arlington Police	C,T	-	-	X	-	-	-	X	X	-	-	X	X
Tarrant	Fort Worth Police	C,T	-	-	X	-	-	-	X	X	-	-	-	-
Taylor	Abilene Police	C	-	X	X	-	-	-	X	X	-	-	X	-
Tom Green	San Angelo Police	C,P	-	-	X	-	-	X	-	-	-	-	X	-
Travis	Travis County Sheriff	C,P	-	-	X	-	-	-	X	X	-	-	X	-
Travis	Austin Police	C,P,T	-	X	X	-	-	-	-	-	-	-	-	-
Victoria	Victoria County Sheriff	C	-	-	-	-	-	-	X	X	-	X	-	-
Webb	Webb County Sheriff	C	-	-	X	-	-	-	-	-	-	-	-	-
Webb	Laredo Police	C,T	-	-	X	-	-	-	X	X	-	-	-	-
Wichita	Wichita Falls Police	C	-	-	X	-	-	-	X	X	-	-	X	X
Williamson	Williamson County Sheriff	C,P,T	-	-	-	-	-	X	-	-	-	-	-	-
UTAH														
Salt Lake	Salt Lake County Sheriff	C,T	-	X	-	-	-	X	X	X	-	-	X	-
Salt Lake	Salt Lake City Police	C	-	-	X	-	-	-	X	X	-	-	X	-
Salt Lake	West Valley City Police	C,P,T	-	-	X	-	-	-	X	X	-	-	X	X
Utah	Utah County Sheriff	C,P,T	X	X	X	-	-	X	X	X	X	X	X	-
Weber	Ogden Police	T	-	-	X	-	-	-	X	-	-	-	-	-

Table 16a - continued

County	Name of agency	Impact devices			Chemical agents						Other weapons/actions				
		Baton	Rubber bullet	Soft projectile	Personal use			Tactical operations			Cap- ture net	Elec- trical device	Flash/ bang grenade	Hold or neck restraint	
					Pepper spray	Tear gas	CS	Pepper spray	Tear gas	CS					
VIRGINIA															
Albemarle	Albemarle County Police	C	-	-	X	-	-	-	X	X	X	-	-	X	-
Alexandria(city)	Alexandria Police	C,P	-	-	X	-	-	-	X	X	X	-	-	X	-
Arlington	Arlington County Police	C,P,T	X	X	X	-	-	-	X	X	X	-	-	X	-
Chesapeake(city)	Chesapeake Police	C	-	-	X	-	-	-	X	X	X	-	-	X	-
Chesterfield	Chesterfield County Police	C	-	-	X	-	-	-	X	X	X	-	-	X	-
Danville(city)	Danville Police	C,T	-	-	X	-	-	-	X	X	X	-	-	-	-
Fairfax	Fairfax County Police	C,T	-	-	X	-	-	-	-	-	-	-	X	-	-
Hampton(city)	Hampton Police	C	-	-	X	-	-	-	X	-	-	-	-	-	-
Hanover	Hanover County Sheriff	C,T	-	-	X	-	-	-	X	-	-	-	-	X	-
Henrico	Henrico County Police	C,T	-	-	X	-	-	-	X	X	X	-	X	X	-
Loudoun	Loudoun County Sheriff	C,P,T	-	X	X	-	-	-	X	X	X	-	X	X	-
Lynchburg(city)	Lynchburg Police	C,T	-	-	X	-	-	-	X	X	X	-	-	X	-
Newport News(city)	Newport News Police	C,P	-	X	X	-	-	-	X	X	X	-	-	X	-
Norfolk(city)	Norfolk Police	C,T	-	-	X	-	-	-	X	X	X	-	-	X	X
Portsmouth(city)	Portsmouth Police	C,P,T	-	X	X	-	-	-	-	-	-	-	-	X	-
Prince William	Prince William County Police	C	-	X	X	-	-	-	X	-	-	-	X	X	-
Richmond(city)	Richmond Police	C,T	-	-	X	-	-	-	-	-	-	-	-	-	-
Roanoke(city)	Roanoke Police	T	-	-	X	-	-	-	X	X	X	-	-	X	-
Suffolk(city)	Suffolk Police	C,T	-	-	X	-	-	-	X	X	X	-	-	X	-
Virginia Beach(city)	Virginia Beach Police	C	X	X	X	-	-	-	X	X	-	-	-	X	-
WASHINGTON															
Clark	Clark County Sheriff	C	-	-	X	-	-	-	X	X	X	-	-	-	-
Clark	Vancouver Police	C	X	-	X	-	-	-	X	-	-	-	-	-	-
King	King County Sheriff	C,P,T	-	-	X	-	-	-	-	-	-	-	-	-	X
King	Bellevue Police	C,T	X	X	X	-	-	-	X	X	X	-	-	X	X
King	Federal Way Police	C	-	X	X	-	-	-	X	X	X	-	-	X	-
King	Kent Police	C,T	X	X	X	-	-	-	X	-	X	-	-	X	X
King	Seattle Police	C,P,T	-	-	X	-	-	-	-	X	X	-	-	X	X
Kitsap	Kitsap County Sheriff	C,P,T	X	X	X	-	-	-	X	X	X	-	-	X	-
Pierce	Pierce County Sheriff	C	-	-	X	-	-	-	X	-	-	-	-	-	X
Pierce	Tacoma Police	C,T	-	-	X	-	-	-	X	X	X	-	-	-	-
Snohomish	Snohomish County Sheriff	C,P,T	-	-	X	-	-	-	-	-	-	-	-	-	-
Snohomish	Everett Police	C	-	X	X	-	-	-	X	X	X	-	-	X	-
Spokane	Spokane County Sheriff	C,P,T	-	-	X	-	-	-	X	-	-	-	-	-	-
Spokane	Spokane Police	C,P,T	-	-	X	-	-	-	X	X	X	-	-	-	X
Thurston	Thurston County Sheriff	C,T	-	-	X	-	-	-	X	X	X	-	-	X	-
Yakima	Yakima Police	C,T	-	X	X	-	-	-	X	X	X	-	-	X	X
WEST VIRGINIA															
Cabell	Huntington Police	C	-	-	-	-	X	-	-	-	-	-	-	-	-
Kanawha	Charleston Police	C,P,T	-	-	X	-	-	-	X	X	X	-	-	X	X
WISCONSIN															
Brown	Brown County Sheriff	C	-	-	X	-	-	-	X	-	-	-	X	-	-
Brown	Green Bay Police	C,T	X	X	X	-	-	-	X	X	X	-	X	X	-
Dane	Dane County Sheriff	C,T	-	-	X	-	-	-	X	X	X	-	-	X	-
Dane	Madison Police	C,T	-	-	X	-	-	-	X	X	X	-	-	-	-
Kenosha	Kenosha County Sheriff	C	-	X	X	-	-	-	X	-	X	-	-	X	-
Kenosha	Kenosha Police	P	-	-	X	-	-	-	-	-	-	-	-	-	-
Milwaukee	Milwaukee County Sheriff	C,T	-	-	X	-	-	-	X	-	X	-	-	X	-
Milwaukee	Milwaukee Police	C,T	-	-	X	-	-	-	X	X	X	-	-	X	-
Milwaukee	West Allis Police	C	-	-	X	-	-	-	X	X	X	-	-	X	-
Outgamie	Appleton Police	C,P,T	-	-	X	-	-	-	X	X	X	-	-	X	-
Racine	Racine County Sheriff	C,T	-	-	X	-	-	-	X	X	X	-	-	-	-
Racine	Racine Police	C,T	X	X	X	-	-	-	X	X	X	-	-	X	-
Waukesha	Waukesha County Sheriff	C,T	-	-	X	-	-	-	X	X	X	-	-	X	-
Waukesha	Waukesha Police	C	-	-	X	-	-	-	X	-	-	-	-	X	-

Note: Codes for nonlethal weapons are as follows:

- "X"=Agency authorizes the use of that type of nonlethal weapon.
- "-"=Agency does not authorize the use of that type of nonlethal weapon.

Codes for types of batons authorized are as follows:

- "C"=Collapsible baton
- "P"=PR-24 baton
- "T"=Traditional baton

---Data were not provided by an agency.

Table 17a. Use of video cameras, night vision/electro-optic equipment, and vehicle stopping/tracking equipment in local law enforcement agencies, 2000

County	Name of agency	Number of video cameras			Traffic enforcement	Night vision/electro-optic			Vehicle stopping/tracking		
		In patrol cars	Surveillance Fixed-site	Mobile		Infrared (thermal) imagers	Image intensifiers	Laser range finders	Electrical engine disruptor	Stolen vehicle tracking	Tire deflation spikes
ALABAMA											
Etowah	Gadsden Police	50	6	1	0	X	X	-	-	-	X
Houston	Dothan Police	60	0	0	0	-	X	X	-	-	X
Jefferson	Jefferson County Sheriff	35	0	0	0	X	-	-	-	-	-
Jefferson	Bessemer Police	0	1	1	0	-	-	-	-	-	-
Jefferson	Birmingham Police	0	0	0	0	-	-	-	-	-	-
Jefferson	Hoover Police	4	0	0	0	-	-	-	-	-	X
Madison	Huntsville Police	0	0	0	7	X	-	-	-	-	X
Mobile	Mobile County Sheriff	0	0	1	0	-	-	-	-	-	X
Mobile	Mobile Police	0	12	1	2	-	-	-	-	-	-
Montgomery	Montgomery County Sheriff	32	0	0	0	-	-	-	-	-	X
Montgomery	Montgomery Police	52	0	0	0	X	-	-	-	-	X
Morgan	Decatur Police	8	0	3	0	-	X	X	-	-	X
Tuscaloosa	Tuscaloosa Police	2	1	4	2	X	X	-	-	-	-
ALASKA											
Anchorage	Anchorage Police	0	0	0	0	-	-	-	-	-	X
ARIZONA											
Maricopa	Maricopa County Sheriff	---	---	---	---	---	---	---	---	---	---
Maricopa	Chandler Police	3	1	0	2	X	-	-	-	X	X
Maricopa	Glendale Police	0	15	0	0	X	-	-	-	-	X
Maricopa	Mesa Police	5	0	1	0	-	-	-	-	X	X
Maricopa	Phoenix Police	0	10	3	8	-	X	X	-	X	X
Maricopa	Scottsdale Police	0	1	1	0	-	-	-	-	X	X
Maricopa	Tempe Police	1	25	1	4	X	X	X	X	X	X
Pima	Pima County Sheriff	8	0	0	8	X	-	-	-	X	X
Pima	Tucson Police	9	0	0	0	-	-	-	-	X	X
Pinal	Pinal County Sheriff	2	1	1	2	-	-	-	-	X	X
Yuma	Yuma Police	3	0	0	0	X	-	-	-	-	X
ARKANSAS											
Craighead	Jonesboro Police	10	0	2	0	-	X	-	-	-	X
Jefferson	Pine Bluff Police	0	0	0	0	X	-	-	-	-	X
Pulaski	Pulaski County Sheriff	0	0	0	0	-	-	-	-	-	X
Pulaski	Little Rock Police	125	0	0	0	X	-	-	-	-	-
Pulaski	North Little Rock Police	25	4	3	0	-	-	X	-	X	-
Sebastian	Fort Smith Police	0	0	0	0	-	-	-	-	-	-
CALIFORNIA											
Alameda	Alameda County Sheriff	0	0	3	0	X	X	-	-	X	-
Alameda	Alameda Police	0	0	0	0	-	-	-	-	X	-
Alameda	Berkeley Police	0	0	0	0	-	-	-	-	X	X
Alameda	Fremont Police	0	0	0	0	X	-	-	-	X	X
Alameda	Hayward Police	0	0	0	0	X	X	X	X	X	X
Alameda	Oakland Police	0	0	2	0	X	-	X	-	X	X
Butte	Butte County Sheriff	0	3	0	0	X	-	X	-	-	X
Contra Costa	Contra Costa County Sheriff	0	0	0	0	-	-	-	-	X	-
Contra Costa	Concord Police	0	0	1	0	X	-	-	-	-	X
Contra Costa	Richmond Police	0	0	0	0	-	-	-	-	-	-
El Dorado	El Dorado County Sheriff	1	0	1	0	-	X	X	-	-	X
Fresno	Fresno County Sheriff	0	0	0	0	X	-	-	-	-	X
Fresno	Fresno Police	0	0	0	0	X	-	X	-	-	X
Kern	Kern County Sheriff	0	0	0	0	X	-	-	-	-	-
Kern	Bakersfield Police	0	0	0	2	-	-	-	-	-	X
Los Angeles	Los Angeles County Sheriff	72	0	0	0	X	-	-	X	X	X
Los Angeles	Beverly Hills Police	25	0	1	0	-	-	-	-	-	-
Los Angeles	Burbank Police	0	0	0	0	-	-	-	-	X	-
Los Angeles	Culver City Police	4	0	0	0	-	-	-	-	-	-
Los Angeles	Downey Police	0	0	0	2	-	-	-	-	X	-
Los Angeles	El Monte Police	0	0	0	0	X	-	-	-	X	-
Los Angeles	Glendale Police	0	0	0	0	X	-	-	-	X	-
Los Angeles	Inglewood Police	0	0	0	0	-	-	X	-	X	-
Los Angeles	Long Beach Police	0	0	0	0	X	-	-	-	X	-
Los Angeles	Los Angeles Police	0	0	0	0	X	X	X	-	X	-
Los Angeles	Pasadena Police	0	0	0	0	X	-	-	-	X	-
Los Angeles	Pomona Police	53	8	3	0	-	-	-	-	X	-
Los Angeles	Redondo Beach Police	0	0	0	0	-	-	-	-	X	-
Los Angeles	Santa Monica Police	0	0	0	0	-	-	-	-	X	-
Los Angeles	Torrance Police	0	0	1	0	-	-	-	-	X	-
Los Angeles	West Covina Police	0	0	0	0	X	-	-	-	-	-
Los Angeles	Whittier Police	0	0	0	0	-	-	-	-	X	X

Table 17a - continued

County	Name of agency	Number of video cameras			Traffic enforcement	Night vision/electro-optic			Vehicle stopping/tracking		
		In patrol cars	Surveillance Fixed-site	Mobile		Infrared (thermal) imagers	Image intensifiers	Laser range finders	Electrical engine disruptor	Stolen vehicle tracking	Tire deflation spikes
CALIFORNIA (cont)											
Marin	Marin County Sheriff	0	0	0	0	X	-	-	-	-	X
Monterey	Monterey County Sheriff	0	0	0	0	X	-	-	-	-	X
Monterey	Salinas Police	0	0	0	0	-	X	-	-	-	-
Orange	Orange County Sheriff-Coroner	102	4	0	0	X	-	X	-	-	X
Orange	Anaheim Police	0	0	0	0	X	-	-	-	-	-
Orange	Brea Police	3	2	1	4	-	-	X	-	X	-
Orange	Costa Mesa Police	---	---	---	---	---	---	---	---	---	---
Orange	Fullerton Police	30	2	2	0	-	-	X	-	X	X
Orange	Garden Grove Police	0	0	0	0	-	-	X	-	-	X
Orange	Huntington Beach Police	0	0	0	0	X	-	-	-	-	X
Orange	Irvine Police	37	0	0	0	-	-	-	-	-	X
Orange	Newport Beach Police	30	0	0	0	X	-	-	-	X	-
Orange	Orange Police	0	0	0	0	-	X	X	-	X	-
Orange	Santa Ana Police	20	0	2	0	X	X	-	-	X	-
Orange	Westminster Police	0	0	1	0	-	-	-	-	-	-
Placer	Placer County Sheriff	0	12	0	0	X	X	-	-	-	X
Riverside	Riverside County Sheriff	4	400	4	8	X	-	-	-	X	X
Riverside	Corona Police	0	0	0	0	-	-	-	-	X	X
Riverside	Riverside Police	0	0	0	0	X	-	-	-	X	X
Sacramento	Sacramento County Sheriff	0	0	2	0	X	-	-	-	X	X
Sacramento	Sacramento Police	0	6	3	10	X	X	X	X	-	-
San Bernardino	San Bernardino County Sheriff	1	0	0	0	X	-	-	-	-	X
San Bernardino	Fontana Police	0	0	0	0	X	X	X	-	-	X
San Bernardino	Ontario Police	0	0	1	0	X	-	-	-	X	X
San Bernardino	Rialto Police	0	0	2	0	X	-	X	-	X	X
San Bernardino	San Bernardino Police	0	0	0	0	-	-	-	-	-	-
San Diego	San Diego County Sheriff	0	0	0	0	-	-	-	-	-	X
San Diego	Chula Vista Police	2	0	0	0	-	X	X	-	X	X
San Diego	El Cajon Police	0	0	0	0	X	-	X	-	X	-
San Diego	Escondido Police	2	2	1	0	-	-	-	-	X	-
San Diego	Oceanside Police	1	0	0	0	-	-	-	-	-	-
San Diego	San Diego Police	0	31	2	0	X	X	-	-	X	X
San Francisco	San Francisco Police	0	0	8	0	X	-	-	-	X	X
San Joaquin	San Joaquin County Sheriff	0	0	0	0	X	-	-	-	-	-
San Joaquin	Stockton Police	0	0	0	0	-	-	-	-	X	-
San Luis Obispo	San Luis Obispo County Sheriff	27	0	4	0	-	-	-	-	-	-
San Mateo	San Mateo County Sheriff	0	0	0	0	X	-	X	-	-	-
San Mateo	Daly City Police	2	0	0	0	-	-	X	-	-	-
San Mateo	San Mateo Police	0	0	0	0	-	-	-	-	X	X
Santa Barbara	Santa Barbara County Sheriff	0	0	0	0	X	-	-	-	-	-
Santa Barbara	Santa Barbara Police	10	0	0	0	-	-	-	-	-	-
Santa Clara	Santa Clara County Sheriff	75	8	0	0	X	-	-	-	X	X
Santa Clara	San Jose Police	0	0	0	0	X	X	-	-	X	X
Santa Clara	Santa Clara Police	0	5	3	12	-	-	-	-	-	-
Santa Clara	Sunnyvale Police	0	0	0	0	-	-	-	-	X	X
Santa Cruz	Santa Cruz County Sheriff	0	0	0	0	-	-	-	-	-	-
Shasta	Shasta County Sheriff	1	1	0	1	X	-	X	-	-	X
Solano	Fairfield Police	0	0	0	0	-	-	-	-	-	X
Solano	Vallejo Police	1	0	0	1	X	-	X	-	X	X
Sonoma	Sonoma County Sheriff-Coroner	1	0	1	0	X	-	-	-	-	X
Sonoma	Santa Rosa Police	2	1	1	2	-	X	-	-	-	X
Stanislaus	Stanislaus County Sheriff	0	0	0	0	-	-	-	-	-	X
Stanislaus	Modesto Police	0	0	4	0	X	-	-	-	-	-
Tulare	Tulare County Sheriff	0	0	0	0	-	-	-	-	-	-
Tulare	Visalia Police	2	0	1	0	-	X	-	-	-	-
Ventura	Ventura County Sheriff	0	0	0	0	X	-	-	-	X	-
Ventura	Oxnard Police	0	0	2	0	-	-	-	-	X	X
Ventura	Simi Valley Police	0	0	0	0	-	X	-	-	X	X
Ventura	Ventura Police	0	0	0	0	-	-	-	-	X	X
COLORADO											
Adams	Adams County Sheriff	0	0	0	2	-	-	-	-	-	X
Adams	Thornton Police	0	0	0	0	X	X	-	-	-	X
Adams	Westminster Police	1	0	1	2	-	-	X	-	-	X
Arapahoe	Arapahoe County Sheriff	1	0	0	0	-	-	X	-	-	X
Arapahoe	Aurora Police	0	8	6	0	X	X	-	-	-	-
Boulder	Boulder County Sheriff	2	0	0	0	-	X	X	-	-	X
Boulder	Boulder Police	0	2	1	0	-	-	-	-	-	X
Denver	Denver Police	0	0	0	0	-	-	-	-	-	-
Douglas	Douglas County Sheriff	10	0	0	0	-	-	X	-	-	-
El Paso	El Paso County Sheriff	0	0	0	2	X	X	X	-	-	-
El Paso	Colorado Springs Police	0	0	21	2	X	-	-	-	-	X

Table 17a - continued

County	Name of agency	Number of video cameras			Night vision/electro-optic			Vehicle stopping/tracking			
		In patrol cars	Surveillance Fixed-site	Mobile	Traffic enforcement	Infrared (thermal) imagers	Image intensifiers	Laser range finders	Electrical engine disruptor	Stolen vehicle tracking	Tire deflation spikes
COLORADO (cont)											
Jefferson	Jefferson County Sheriff	0	2	0	0	X	-	X	-	X	X
Jefferson	Arvada Police	0	1	0	1	-	-	-	-	-	X
Jefferson	Lakewood Police	0	0	0	0	-	-	-	-	-	X
Larimer	Larimer County Sheriff	2	1	1	2	-	X	-	-	-	X
Larimer	Fort Collins Police	0	3	1	2	-	-	-	-	-	X
Pueblo	Pueblo Police	0	0	0	0	-	-	-	-	-	X
Weld	Weld County Sheriff	0	30	0	0	-	-	-	-	-	X
Weld	Greeley Police	0	0	0	0	-	-	X	-	-	X
CONNECTICUT											
Fairfield	Bridgeport Police	0	2	2	0	-	-	-	-	X	-
Fairfield	Danbury Police	0	0	0	0	-	X	X	-	-	-
Fairfield	Fairfield Police	0	0	0	0	-	-	-	-	-	X
Fairfield	Greenwich Police	14	0	0	1	X	-	-	-	X	X
Fairfield	Norwalk Police	0	0	0	0	X	-	-	-	X	-
Fairfield	Stamford Police	0	0	0	0	-	-	-	-	X	-
Fairfield	Stratford Police	4	0	1	0	-	-	-	-	X	X
Hartford	Bristol Police	0	0	0	0	X	-	-	-	-	-
Hartford	East Hartford Police	1	0	0	1	X	X	-	-	-	-
Hartford	Hartford Police	0	0	0	0	-	-	-	-	-	-
Hartford	Manchester Police	6	0	2	0	-	X	-	-	X	-
Hartford	New Britain Police	0	0	0	0	-	-	-	-	X	X
Hartford	West Hartford Police	0	3	1	2	-	-	-	-	-	-
Middlesex	Middletown Police	0	0	0	0	-	-	-	-	X	-
New Haven	Hamden Police	0	0	0	0	X	-	-	-	-	X
New Haven	Meriden Police	0	0	0	0	-	X	-	-	X	-
New Haven	Milford Police	4	0	1	4	X	-	-	-	X	-
New Haven	New Haven Police	0	0	1	0	-	-	-	-	X	-
New Haven	Waterbury Police	0	0	0	0	-	-	-	-	X	-
New Haven	West Haven Police	0	16	1	0	-	-	-	-	X	X
DELAWARE											
New Castle	New Castle County Police	0	0	0	0	-	-	-	-	-	-
New Castle	Wilmington Police	0	0	0	0	-	-	-	-	-	-
DISTRICT OF COLUMBIA											
Washington, DC	Washington Metropolitan Police	0	17	7	37	-	-	-	-	-	-
FLORIDA											
Alachua	Alachua County Sheriff	50	5	1	10	X	-	-	-	X	X
Alachua	Gainesville Police	15	0	1	2	X	-	-	-	-	X
Bay	Bay County Sheriff	0	0	0	0	X	X	X	-	-	X
Brevard	Brevard County Sheriff	48	0	0	0	X	-	-	-	-	X
Brevard	Melbourne Police	2	6	1	0	-	X	X	-	-	X
Brevard	Palm Bay Police	5	0	0	3	-	-	-	-	-	X
Broward	Broward County Sheriff	12	0	12	0	X	-	-	-	X	-
Broward	Coral Springs Police	0	16	2	2	X	-	-	-	X	X
Broward	Davie Police	10	0	1	1	-	-	-	-	X	-
Broward	Fort Lauderdale Police	0	36	1	0	X	-	-	-	X	X
Broward	Hollywood Police	3	0	2	2	-	-	-	-	X	X
Broward	Margate Police	6	0	0	0	X	-	-	-	-	-
Broward	Miramar Police	0	0	0	2	X	-	-	-	-	X
Broward	Pembroke Pines Police	0	0	0	0	-	-	-	-	-	X
Broward	Plantation Police	4	4	2	0	-	-	-	-	X	X
Broward	Sunrise Police	0	0	0	0	-	-	-	-	-	-
Charlotte	Charlotte County Sheriff	0	0	0	0	X	X	-	-	-	X
Citrus	Citrus County Sheriff	0	1	0	0	X	-	X	-	-	X
Clay	Clay County Sheriff	0	0	0	0	X	-	-	-	-	X
Collier	Collier County Sheriff	13	0	0	0	X	-	-	-	-	X
Duval	Jacksonville Sheriff	1	0	0	21	X	-	-	-	X	X
Escambia	Escambia County Sheriff	0	0	0	8	-	X	-	-	-	-
Escambia	Pensacola Police	4	0	0	4	-	-	-	-	-	-
Hernando	Hernando County Sheriff	0	0	1	5	X	-	X	-	-	X
Highlands	Highlands County Sheriff	0	0	0	1	-	X	-	-	-	X
Hillsborough	Hillsborough County Sheriff	18	256	3	14	-	-	-	-	X	X
Hillsborough	Tampa Police	9	0	1	0	X	-	-	-	-	X
Indian River	Indian River County Sheriff	60	0	0	8	X	-	-	-	-	X
Lake	Lake County Sheriff	5	0	0	0	-	-	-	-	-	X
Lee	Lee County Sheriff	0	4	1	5	-	X	-	X	X	X
Lee	Cape Coral Police	3	0	0	3	X	-	-	-	-	X
Lee	Fort Myers Police	30	0	0	4	-	-	-	-	-	X

Table 17a - continued

County	Name of agency	Number of video cameras			Night vision/electro-optic			Vehicle stopping/tracking		
		In patrol cars	Surveillance Fixed-site	Mobile	Traffic enforcement	Infrared (thermal) imagers	Image intensifiers	Laser range finders	Electrical engine disruptor	Stolen vehicle tracking
FLORIDA (cont)										
Leon	Leon County Sheriff	10	0	0	0	X	-	X	-	-
Leon	Tallahassee Police	15	0	0	6	-	-	-	-	X
Manatee	Manatee County Sheriff	0	0	4	5	X	-	-	-	X
Marion	Marion County Sheriff	30	2	1	0	X	-	-	-	X
Marion	Ocala Police	6	6	0	0	-	-	-	-	X
Martin	Martin County Sheriff	4	0	0	0	X	-	-	-	X
Miami-Dade	Miami-Dade Police	0	33	12	0	X	X	X	-	-
Miami-Dade	Coral Gables Police	0	10	0	0	X	-	X	-	-
Miami-Dade	Hialeah Police	0	0	0	0	-	-	-	-	X
Miami-Dade	Miami Police	0	0	0	0	-	-	-	-	-
Miami-Dade	Miami Beach Police	0	0	1	5	-	-	-	-	X
Miami-Dade	North Miami Police	0	4	0	0	-	-	-	-	-
Miami-Dade	North Miami Beach Police	0	0	1	0	-	-	-	-	X
Monroe	Monroe County Sheriff	62	2	2	8	X	-	-	-	-
Okaloosa	Okaloosa County Sheriff	11	0	0	0	-	-	-	-	X
Orange	Orange County Sheriff	61	23	61	0	X	-	-	-	X
Orange	Orlando Police	0	0	0	0	X	-	-	-	X
Osceola	Osceola County Sheriff	9	6	9	9	X	-	X	-	X
Palm Beach	Palm Beach County Sheriff	8	0	2	8	X	X	-	-	X
Palm Beach	Boca Raton Police	25	0	0	6	X	-	-	-	X
Palm Beach	Boynton Beach Police	44	0	0	0	X	-	X	-	X
Palm Beach	Delray Beach Police	7	2	2	0	X	-	X	-	X
Palm Beach	Riviera Beach Police	0	0	0	0	X	-	-	-	X
Palm Beach	West Palm Beach Police	0	1	1	1	-	-	-	-	X
Pasco	Pasco County Sheriff	0	0	0	10	X	X	-	-	X
Pinellas	Pinellas County Sheriff	10	215	10	14	X	X	X	-	-
Pinellas	Clearwater Police	0	0	0	5	-	-	-	-	X
Pinellas	Largo Police	3	0	4	0	-	-	-	-	-
Pinellas	St. Petersburg Police	0	9	0	7	-	X	X	-	X
Polk	Polk County Sheriff	0	0	0	0	X	X	-	-	X
Polk	Lakeland Police	0	24	0	3	X	-	-	-	X
Putnam	Putnam County Sheriff	10	0	0	0	X	X	-	-	X
St. Johns	St. Johns County Sheriff	0	0	0	1	X	-	-	-	X
St. Lucie	St. Lucie County Sheriff	17	1	0	3	X	-	X	-	X
St. Lucie	Fort Pierce Police	9	0	0	3	-	-	-	-	X
St. Lucie	Port St. Lucie Police	0	2	0	7	-	-	-	-	-
Santa Rosa	Santa Rosa County Sheriff	5	0	2	0	-	-	-	-	-
Sarasota	Sarasota County Sheriff	2	0	1	0	-	-	X	-	X
Sarasota	Sarasota Police	0	0	1	7	X	X	X	-	-
Seminole	Seminole County Sheriff	16	0	0	0	X	X	-	-	X
Seminole	Altamonte Springs Police	8	2	5	0	-	-	-	-	X
Volusia	Volusia County Sheriff	0	5	2	5	X	-	X	-	X
Volusia	Daytona Beach Police	0	0	10	3	-	-	-	-	X
GEORGIA										
Bartow	Bartow County Sheriff	6	0	0	6	-	-	-	-	X
Bibb	Bibb County Sheriff	35	0	4	0	-	-	-	-	-
Bibb	Macon Police	14	62	5	17	-	X	-	-	-
Chatham	Chatham County Police	45	0	0	5	X	-	-	-	-
Chatham	Savannah Police	10	0	4	10	X	-	-	-	X
Cherokee	Cherokee County Sheriff	9	0	0	10	-	-	-	-	X
Clarke	Athens-Clarke County Police	11	0	0	11	X	X	X	-	X
Clayton	Clayton County Police	---	---	---	---	---	---	---	---	---
Cobb	Cobb County Police	120	0	0	20	X	X	X	-	X
Cobb	Marietta Police	42	2	2	0	X	-	X	-	-
Columbia	Columbia County Sheriff	0	0	2	6	-	-	-	-	X
De Kalb	De Kalb County Police	20	0	2	0	-	-	-	-	-
Dougherty	Albany Police	4	0	8	4	X	-	-	-	X
Douglas	Douglas County Sheriff	22	0	0	0	X	-	-	-	X
Forsyth	Forsyth County Sheriff	8	0	0	0	X	X	X	-	X
Fulton	Fulton County Police	0	0	2	6	-	X	-	-	-
Fulton	Atlanta Police	0	0	0	0	X	-	-	-	X
Fulton	East Point Police	4	0	0	6	-	X	-	-	-
Fulton	Roswell Police	46	8	5	6	X	-	-	-	X
Glynn	Glynn County Police	17	0	0	3	-	-	-	-	X
Gwinnett	Gwinnett County Police	9	0	10	0	-	X	X	-	-
Hall	Hall County Sheriff	3	0	0	0	-	X	-	-	X
Muscogee	Muscogee County Sheriff	0	2	2	0	-	-	-	-	-
Muscogee	Columbus Police	6	0	0	0	-	X	-	-	-
Richmond	Augusta-Richmond Co Sheriff	71	0	4	0	X	-	-	-	X

Table 17a - continued

County	Name of agency	Number of video cameras			Traffic enforcement	Night vision/electro-optic			Vehicle stopping/tracking		
		In patrol cars	Surveillance Fixed-site	Mobile		Infrared (thermal) imagers	Image intensifiers	Laser range finders	Electrical engine disruptor	Stolen vehicle tracking	Tire deflation spikes
HAWAII											
Hawaii	Hawaii County Police	0	0	0	5	-	X	-	-	-	X
Honolulu	Honolulu Police	0	84	21	1	-	-	X	-	-	-
Kauai	Kauai County Police	0	0	0	0	X	-	-	-	-	-
Maui	Maui County Police	0	28	0	5	X	X	X	-	-	-
IDAHO											
Ada	Boise Police	7	0	0	0	-	X	-	-	-	X
Canyon	Canyon County Sheriff	10	0	0	0	X	-	-	-	-	X
ILLINOIS											
Champaign	Champaign Police	3	2	0	0	X	X	X	-	X	-
Cook	Cook County Sheriff	---	---	---	---	---	---	---	---	---	---
Cook	Arlington Heights Police	0	0	0	0	-	-	-	-	-	-
Cook	Chicago Police	0	0	0	0	-	-	-	-	-	-
Cook	Cicero Police	4	0	2	0	-	-	-	-	-	-
Cook	Evanston Police	0	0	0	0	-	-	-	-	-	-
Cook	Oak Lawn Police	19	2	2	4	-	-	-	-	-	-
Cook	Oak Park Police	0	0	0	0	X	-	-	-	-	-
Cook	Schaumburg Police	0	0	0	0	-	X	-	X	X	X
Cook	Skokie Police	2	0	0	0	-	-	-	-	-	-
Du Page	Du Page County Sheriff	90	0	5	0	X	X	X	-	-	-
Du Page	Naperville Police	2	0	0	1	-	-	X	-	-	-
Kane	Aurora Police	0	0	0	0	-	-	-	-	-	-
Kane	Elgin Police	2	0	1	0	X	X	-	-	-	-
Lake	Lake County Sheriff	3	6	1	0	-	-	-	-	-	-
Lake	Waukegan Police	0	0	0	0	-	-	-	-	X	X
Macon	Decatur Police	10	0	0	0	-	-	-	-	-	X
Peoria	Peoria Police	0	14	2	5	X	-	-	X	-	-
Sangamon	Springfield Police	0	0	0	2	-	-	X	-	-	-
Will	Will County Sheriff	5	0	0	0	-	-	-	-	-	X
Will	Joliet Police	14	0	3	2	X	-	-	-	-	-
Winnebago	Winnebago County Sheriff	8	0	0	0	X	-	-	-	-	X
Winnebago	Rockford Police	0	0	0	0	-	-	X	-	-	X
INDIANA											
Allen	Allen County Sheriff	30	0	0	0	X	-	-	-	-	X
Allen	Fort Wayne Police	208	0	0	0	X	X	X	-	-	X
Delaware	Muncie Police	0	2	2	0	-	-	-	-	-	-
Elkhart	Elkhart Police	9	14	0	0	-	X	X	-	-	X
Howard	Kokomo Police	19	0	0	0	-	-	-	-	-	X
Lake	Lake County Sheriff	0	0	0	0	X	-	-	-	-	X
Lake	East Chicago Police	0	0	0	0	-	-	X	-	-	-
Lake	Gary Police	0	0	0	0	-	X	-	-	-	X
Lake	Hammond Police	10	0	0	0	-	-	-	-	-	-
Madison	Anderson Police	0	0	0	0	-	-	-	-	-	X
Marion	Marion County Sheriff	0	6	6	0	X	-	-	-	-	X
Marion	Indianapolis Police	16	0	0	0	X	X	X	-	X	X
St. Joseph	St. Joseph County Sheriff	0	1	0	0	-	-	-	-	-	-
St. Joseph	South Bend Police	0	0	0	0	-	-	-	-	-	-
Vanderburgh	Vanderburgh County Sheriff	6	0	0	0	X	-	-	-	-	X
Vanderburgh	Evansville Police	24	3	0	0	-	X	-	-	-	-
Vigo	Terre Haute Police	0	0	0	0	-	-	-	-	-	X
IOWA											
Black Hawk	Waterloo Police	25	0	3	0	-	-	-	-	-	X
Linn	Cedar Rapids Police	2	1	0	0	X	-	-	-	-	X
Polk	Polk County Sheriff	16	0	2	0	-	-	-	-	-	X
Polk	Des Moines Police	0	0	0	0	X	-	-	-	-	X
Pottawattamie	Council Bluffs Police	10	0	0	0	X	X	X	-	-	X
Scott	Davenport Police	0	0	1	4	-	X	-	-	-	X
Woodbury	Sioux City Police	3	2	1	0	X	-	-	-	-	X
KANSAS											
Douglas	Lawrence Police	0	0	0	0	-	-	-	-	-	-
Johnson	Johnson County Sheriff	12	0	2	0	-	-	-	-	-	-
Johnson	Olathe Police	0	0	0	4	-	-	X	-	-	X
Johnson	Overland Park Police	46	18	2	0	-	-	-	-	-	X
Sedgwick	Sedgwick County Sheriff	55	0	2	0	-	-	-	-	-	X
Sedgwick	Wichita Police	0	0	0	0	-	X	-	-	-	-
Shawnee	Topeka Police	23	19	2	8	X	X	X	-	-	X
Wyandotte	Kansas City Police	50	4	0	0	-	X	-	-	-	X

Table 17a - continued

County	Name of agency	Number of video cameras			Night vision/electro-optic			Vehicle stopping/tracking		
		In patrol cars	Surveillance Fixed-site Mobile	Traffic enforcement	Infrared (thermal) imagers	Image intensifiers	Laser range finders	Electrical engine disruptor	Stolen vehicle tracking	Tire deflation spikes
KENTUCKY										
Fayette	Lexington-Fayette County Police	0	0	0	0	-	-	-	-	X
Jefferson	Jefferson County Police	16	3	5	2	-	-	-	-	X
Jefferson	Louisville Police	0	0	0	0	X	X	-	X	-
Kenton	Covington Police	5	0	2	2	-	X	-	-	X
LOUISIANA										
Ascension	Ascension Parish Sheriff	0	0	1	0	-	X	X	-	-
Bossier	Bossier Parish Sheriff	1	0	0	2	-	-	-	-	-
Bossier	Bossier Police	1	0	1	0	X	X	-	-	-
Caddo	Caddo Parish Sheriff	12	0	0	0	X	-	-	-	X
Caddo	Shreveport Police	131	0	0	4	-	-	-	-	-
Calcasieu	Calcasieu Parish Sheriff	3	0	0	3	-	-	-	-	-
Calcasieu	Lake Charles Police	6	1	0	0	-	-	X	X	-
E. Baton Rouge	E. Baton Rouge Parish Sheriff	2	0	1	0	X	X	-	-	X
E. Baton Rouge	Baton Rouge Police	6	0	0	0	-	-	-	-	X
Jefferson	Jefferson Parish Sheriff	0	2	2	0	X	X	X	-	X
Jefferson	Kenner Police	0	0	4	0	-	-	X	-	-
Lafayette	Lafayette Parish Sheriff	0	0	0	0	-	X	-	-	-
Lafayette	Lafayette Police	5	6	13	4	-	-	-	-	-
Lafourche	Lafourche Parish Sheriff	0	15	10	0	X	-	-	-	X
Livingston	Livingston Parish Sheriff	0	0	0	0	-	-	X	-	-
Morehouse	Morehouse Parish Sheriff	0	0	0	0	X	X	-	-	-
Orleans	Orleans Parish Sheriff	0	0	0	0	-	-	-	-	-
Orleans	New Orleans Police	0	0	0	8	-	X	-	-	X
Ouachita	Ouachita Parish Sheriff	0	200	0	0	-	-	-	-	-
Ouachita	Monroe Police	0	3	2	3	X	-	-	-	-
Plaquemines	Plaquemines Parish Sheriff	0	0	0	0	-	-	-	-	-
Rapides	Rapides Parish Sheriff	2	1	1	0	X	-	X	-	X
Rapides	Alexandria Police	19	1	1	4	-	-	-	-	-
St. Charles	St. Charles Parish Sheriff	0	0	0	0	-	-	-	-	X
St. John the Baptist	St. John the Baptist Sheriff	0	0	0	0	-	-	-	-	-
St. Landry	St. Landry Parish Sheriff	2	0	3	0	-	-	-	-	-
St. Martin	St. Martin Parish Sheriff	0	3	3	0	X	-	-	-	X
St. Tammany	St. Tammany Parish Sheriff	4	0	1	4	X	-	-	-	X
Terrebonne	Terrebonne Parish Sheriff	0	0	4	0	-	-	-	-	-
MAINE										
Cumberland	Portland Police	3	0	0	2	-	-	-	-	X
MARYLAND										
Anne Arundel	Anne Arundel County Police	1	0	14	1	X	X	X	-	X
Anne Arundel	Annapolis Police	0	0	0	0	-	-	-	-	X
Baltimore	Baltimore County Police	0	0	0	0	X	-	-	-	X
Baltimore(city)	Baltimore Police	0	0	0	0	-	-	-	-	X
Charles	Charles County Sheriff	2	0	0	0	X	-	-	-	X
Harford	Harford County Sheriff	4	2	1	2	X	-	X	-	X
Howard	Howard County Police	0	0	0	0	X	-	-	-	X
Montgomery	Montgomery County Police	3	0	9	10	-	X	-	-	X
Prince George's	Prince George's County Police	0	0	0	0	X	-	X	-	X
MASSACHUSETTS										
Bristol	Fall River Police	0	0	0	0	-	-	-	-	X
Bristol	New Bedford Police	3	0	0	0	-	-	-	-	X
Bristol	Taunton Police	0	10	0	0	-	-	-	-	-
Essex	Lawrence Police	0	0	0	0	-	X	-	-	X
Essex	Lynn Police	0	3	0	0	-	-	-	-	X
Hampden	Chicopee Police	0	0	0	0	X	X	-	-	-
Hampden	Holyoke Police	0	0	0	0	-	-	-	-	-
Hampden	Springfield Police	0	0	6	0	-	X	X	-	X
Middlesex	Cambridge Police	0	0	0	0	-	-	-	-	-
Middlesex	Framingham Police	0	3	1	0	X	-	-	-	X
Middlesex	Lowell Police	0	0	0	0	X	X	-	-	X
Middlesex	Malden Police	0	0	0	0	-	-	-	-	X
Middlesex	Medford Police	---	---	---	---	---	---	---	---	---
Middlesex	Newton Police	0	1	0	0	-	-	-	-	X
Middlesex	Somerville Police	0	0	0	0	-	-	-	-	-
Middlesex	Waltham Police	0	0	0	3	-	-	-	-	-
Norfolk	Brookline Police	0	0	0	0	-	-	-	-	X
Norfolk	Quincy Police	0	0	0	0	-	-	-	-	X
Plymouth	Brockton Police	0	0	0	0	-	-	-	-	X
Suffolk	Boston Police	0	0	0	0	-	-	-	-	X
Suffolk	Revere Police	---	---	---	---	---	---	---	---	---
Worcester	Worcester Police	0	0	0	0	X	-	-	-	X

Table 17a - continued

County	Name of agency	Number of video cameras			Night vision/electro-optic			Vehicle stopping/tracking			
		In patrol cars	Surveillance Fixed-site	Mobile	Traffic enforcement	Infrared (thermal) imagers	Image intensifiers	Laser range finders	Electrical engine disruptor	Stolen vehicle tracking	Tire deflation spikes
MICHIGAN											
Calhoun	Battle Creek Police	42	0	6	0	X	-	-	-	-	X
Genesee	Genesee County Sheriff	0	20	0	0	-	-	-	-	-	X
Genesee	Flint Police	0	68	0	0	-	-	-	-	-	-
Ingham	Lansing Police	2	0	0	0	X	-	X	-	-	X
Kalamazoo	Kalamazoo County Sheriff	23	0	0	0	-	X	X	-	-	X
Kalamazoo	Kalamazoo Police	0	0	0	0	X	-	-	-	-	-
Kent	Kent County Sheriff	10	10	0	0	-	-	-	-	-	-
Kent	Grand Rapids Police	0	6	0	0	X	-	X	-	-	-
Kent	Wyoming Police	0	0	0	0	-	-	-	-	-	X
Macomb	Macomb County Sheriff	25	0	1	0	-	-	-	-	-	X
Macomb	Sterling Heights Police	0	0	0	12	X	-	-	-	-	X
Macomb	Warren Police	44	0	0	0	-	-	-	-	-	-
Oakland	Oakland County Sheriff	100	0	1	0	X	X	X	-	X	X
Oakland	Farmington Hills Police	38	0	0	0	-	-	-	-	-	X
Oakland	Pontiac Police	3	0	0	0	-	-	-	-	-	-
Oakland	Royal Oak Police	0	0	0	0	X	-	X	-	-	X
Oakland	Southfield Police	18	0	0	0	X	-	-	-	X	-
Oakland	Troy Police	0	0	0	0	X	-	-	-	X	-
Saginaw	Saginaw Police	0	0	0	0	-	-	-	-	X	-
Washtenaw	Washtenaw County Sheriff	0	0	0	1	-	-	-	-	-	-
Washtenaw	Ann Arbor Police	4	0	1	0	-	-	-	-	-	-
Wayne	Wayne County Sheriff	0	0	0	0	-	-	-	-	-	-
Wayne	Dearborn Police	47	0	0	0	-	X	-	-	-	-
Wayne	Detroit Police	0	0	0	0	-	-	-	-	X	-
Wayne	Livonia Police	32	40	2	0	X	X	-	-	-	-
Wayne	Taylor Police	0	4	0	0	-	-	X	-	-	-
Wayne	Westland Police	0	0	0	0	-	-	-	-	X	-
MINNESOTA											
Hennepin	Hennepin County Sheriff	0	1	1	0	-	-	-	-	-	X
Hennepin	Bloomington Police	0	0	0	0	X	-	X	-	X	X
Hennepin	Minneapolis Police	0	0	16	0	-	X	X	-	X	-
Olmsted	Rochester Police	0	0	0	0	-	-	X	-	-	X
Ramsey	Ramsey County Sheriff	0	0	0	0	-	-	-	-	-	-
Ramsey	St. Paul Police	0	0	0	0	-	-	X	-	-	-
St. Louis	Duluth Police	0	0	0	0	X	-	X	-	-	X
MISSISSIPPI											
Forrest	Hattiesburg Police	0	0	0	8	-	-	X	-	-	X
Harrison	Harrison County Sheriff	11	0	0	0	-	-	-	-	-	X
Harrison	Biloxi Police	47	0	0	0	-	-	-	-	-	X
Harrison	Gulfport Police	0	0	0	4	-	-	-	-	-	X
Hinds	Jackson Police	4	0	0	0	-	-	-	-	-	-
Lauderdale	Meridian Police	15	0	4	4	X	-	X	-	-	-
Lee	Tupelo Police	0	0	0	0	X	-	-	-	-	X
Warren	Vicksburg Police	4	3	0	0	X	X	-	-	-	X
Washington	Greenville Police	0	0	0	0	X	-	-	-	-	-
MISSOURI											
Boone	Columbia Police	26	1	2	2	-	-	X	-	-	X
Buchanan	St. Joseph Police	13	0	0	0	-	-	-	-	-	-
Greene	Springfield Police	0	0	0	0	X	-	X	-	-	X
Jackson	Independence Police	0	0	2	0	-	-	X	-	-	X
Jackson	Kansas City Police	15	7	3	3	X	X	X	-	-	X
Jefferson	Jefferson County Sheriff	2	0	2	2	X	-	-	-	-	X
St. Charles	St. Charles County Sheriff	6	0	2	0	X	-	-	-	-	X
St. Charles	St. Charles Police	---	---	---	---	---	---	---	---	---	---
St. Louis	St. Louis County Police	0	65	1	0	X	-	X	-	-	-
St. Louis(city)	St. Louis Police	0	2	2	0	X	-	-	-	-	X
MONTANA											
Yellowstone	Billings Police	30	0	1	0	X	X	-	-	-	X
NEBRASKA											
Douglas	Douglas County Sheriff	2	0	0	0	-	-	-	-	-	X
Douglas	Omaha Police	109	8	17	1	X	-	-	-	-	X
Lancaster	Lincoln Police	17	0	0	3	-	-	-	-	-	X
Sarpy	Sarpy County Sheriff	5	0	0	0	-	-	-	-	-	X

Table 17a - continued

County	Name of agency	Number of video cameras			Traffic enforcement	Night vision/electro-optic			Vehicle stopping/tracking		
		In patrol cars	Surveillance Fixed-site	Mobile		Infrared (thermal) imagers	Image intensifiers	Laser range finders	Electrical engine disruptor	Stolen vehicle tracking	Tire deflation spikes
NEVADA											
Clark	Las Vegas Metropolitan Police	0	0	0	0	X	-	-	X	X	X
Clark	Henderson Police	0	0	0	0	X	-	-	-	X	-
Clark	North Las Vegas Police	0	0	0	0	X	X	-	-	-	-
Washoe	Washoe County Sheriff	24	4	3	0	X	-	-	-	-	X
Washoe	Reno Police	0	0	2	4	-	-	-	-	X	-
NEW HAMPSHIRE											
Hillsborough	Manchester Police	0	0	0	0	-	-	-	-	X	-
Hillsborough	Nashua Police	0	0	0	0	-	-	-	-	X	X
NEW JERSEY											
Atlantic	Atlantic City Police	0	0	0	0	X	-	-	-	-	-
Bergen	Hackensack Police	0	12	0	0	-	-	-	-	-	-
Camden	Camden Police	0	0	0	0	-	-	X	-	X	-
Camden	Cherry Hill Police	0	0	0	0	-	-	-	-	-	-
Cape May	Cape May County Sheriff	0	0	0	0	X	-	-	-	-	-
Cumberland	Vineland Police	0	0	0	0	-	-	-	-	-	-
Essex	Belleville Police	0	0	0	0	-	X	-	-	-	-
Essex	Bloomfield Police	0	0	0	0	-	-	-	-	-	-
Essex	East Orange Police	1	0	0	1	-	-	-	-	X	-
Essex	Irvington Police	0	0	0	0	-	-	-	-	-	-
Essex	Montclair Police	0	0	0	0	X	-	-	-	-	-
Essex	Newark Police	0	0	0	0	-	-	-	-	-	-
Essex	Orange Police	2	0	0	0	-	-	-	-	X	-
Essex	West Orange Police	0	0	0	0	-	-	-	-	X	-
Hudson	Hudson County Sheriff	0	0	0	0	-	-	-	-	-	-
Hudson	Bayonne Police	0	1	2	0	X	X	-	-	X	-
Hudson	Hoboken Police	0	0	0	0	-	-	-	-	X	-
Hudson	Jersey City Police	0	0	0	0	-	X	-	-	X	-
Hudson	Kearny Police	0	0	1	0	-	-	-	-	-	-
Hudson	North Bergen Police	0	10	0	0	-	-	-	-	X	-
Hudson	Union City Police	0	0	0	0	-	-	-	-	-	-
Hudson	West New York Police	0	0	0	0	-	-	-	-	X	-
Mercer	Hamilton Police	1	0	0	6	-	-	-	-	-	-
Mercer	Trenton Police	0	0	2	0	-	-	-	-	-	-
Middlesex	Edison Police	---	---	---	---	---	---	---	---	---	---
Middlesex	New Brunswick Police	0	0	0	0	X	-	-	-	-	-
Middlesex	Perth Amboy Police	1	0	1	0	-	-	-	-	X	-
Middlesex	Woodbridge Police	4	0	2	4	X	-	-	-	-	-
Morris	Parsippany Police	0	0	0	0	-	-	-	-	-	-
Ocean	Brick Township Police	0	0	0	0	X	X	-	-	-	X
Ocean	Dover Township Police	1	0	0	0	-	X	-	-	X	X
Passaic	Passaic County Sheriff	0	0	0	0	-	-	-	-	-	-
Passaic	Clifton Police	0	0	0	2	-	-	-	-	-	-
Passaic	Passaic Police	0	0	0	0	-	-	-	-	-	-
Passaic	Paterson Police	---	---	---	---	---	---	---	---	---	---
Passaic	Wayne Police	0	2	0	0	-	-	-	-	-	-
Union	Elizabeth Police	0	0	1	0	-	-	-	-	X	-
Union	Linden Police	0	2	0	0	X	-	-	-	X	-
Union	Plainfield Police	0	1	0	1	-	-	-	-	X	-
Union	Union Police	0	0	1	0	X	-	-	-	-	-
NEW MEXICO											
Bernalillo	Bernalillo County Sheriff	0	1	1	3	-	-	-	-	-	X
Bernalillo	Albuquerque Police	0	0	0	11	X	-	-	-	-	X
Dona Ana	Las Cruces Police	40	0	0	0	-	-	-	-	-	X
Santa Fe	Santa Fe Police	5	0	0	0	-	-	-	-	-	-
NEW YORK											
Albany	Albany County Sheriff	0	0	0	0	-	-	-	-	-	-
Albany	Albany Police	0	9	0	0	-	-	X	-	-	X
Albany	Colony Police	0	0	0	0	-	-	-	-	-	-
Broome	Binghamton Police	1	0	0	0	X	-	-	-	-	-
Dutchess	Dutchess County Sheriff	1	2	1	0	X	-	-	-	-	-
Erie	Erie County Sheriff	0	0	1	0	X	-	-	-	-	-
Erie	Amherst Police	0	0	0	0	-	X	-	-	-	-
Erie	Buffalo Police	0	0	0	0	-	-	-	-	-	-
Erie	Cheektowaga Police	0	4	2	0	-	-	-	-	-	X
Erie	Tonawanda Police	6	0	0	6	-	-	-	-	-	-
Monroe	Monroe County Sheriff	0	0	0	0	-	X	-	-	-	X
Monroe	Rochester Police	0	0	0	0	-	-	-	-	-	X

Table 17a - continued

County	Name of agency	Number of video cameras			Night vision/electro-optic			Vehicle stopping/tracking			
		In patrol cars	Surveillance Fixed-site	Mobile	Traffic enforcement	Infrared (thermal) imagers	Image intensifiers	Laser range finders	Electrical engine disruptor	Stolen vehicle tracking	Tire deflation spikes
NEW YORK (cont)											
Nassau	Nassau County Police	0	19	4	0	X	X	-	X	X	-
Nassau	Hempstead Police	3	2	0	0	-	-	-	-	X	-
New York City	New York City Police	105	1,100	0	0	X	X	-	-	X	-
Niagara	Niagara County Sheriff	4	0	0	0	-	-	-	-	-	X
Niagara	Niagara Falls Police	0	0	0	0	-	-	X	-	-	-
Oneida	Utica Police	0	0	3	0	X	-	-	-	-	-
Onondaga	Onondaga County Sheriff	0	0	0	0	-	-	-	-	-	-
Onondaga	Syracuse Police	0	0	0	0	-	-	-	-	X	X
Rensselaer	Troy Police	1	2	0	1	-	-	-	-	-	-
Rockland	Rockland County Sheriff	0	0	0	0	-	X	-	-	X	X
Rockland	Clarkstown Police	0	0	1	1	X	-	-	X	X	-
Rockland	Ramapo Police	0	0	0	0	X	-	-	-	X	-
Schenectady	Schenectady Police	0	21	2	0	X	-	-	-	-	-
Suffolk	Suffolk County Sheriff	0	0	3	0	-	X	-	-	-	-
Suffolk	Suffolk County Police	0	0	25	8	X	X	-	-	X	X
Westchester	Westchester County Police	0	0	0	0	X	-	-	-	X	X
Westchester	Greenburgh Police	0	0	0	0	-	X	-	-	X	-
Westchester	Mt. Vernon Police	15	0	0	0	X	X	X	-	-	-
Westchester	New Rochelle Police	0	0	2	0	X	-	-	-	-	X
Westchester	White Plains Police	0	0	1	0	-	X	-	-	X	X
Westchester	Yonkers Police	0	0	0	0	-	-	-	-	X	-
NORTH CAROLINA											
Alamance	Burlington Police	6	0	0	0	X	-	-	-	-	-
Buncombe	Buncombe County Sheriff	39	100	0	0	X	-	X	-	-	X
Buncombe	Asheville Police	8	0	0	0	-	-	-	-	-	X
Cabarrus	Cabarrus County Sheriff	0	0	0	0	X	-	X	-	-	X
Catawba	Hickory Police	2	0	0	2	-	-	-	-	-	X
Cumberland	Cumberland County Sheriff	15	0	0	0	X	X	-	-	-	-
Cumberland	Fayetteville Police	31	1	8	3	X	-	X	-	-	X
Davidson	Davidson County Sheriff	28	1	1	10	-	X	-	-	-	X
Durham	Durham County Sheriff	0	0	0	0	X	-	X	-	-	X
Durham	Durham Police	55	0	3	9	X	X	-	-	-	-
Forsyth	Forsyth County Sheriff	100	0	0	3	-	-	-	X	X	-
Forsyth	Winston-Salem Police	0	1	0	0	X	-	-	-	-	-
Gaston	Gaston County Police	5	0	0	0	-	-	-	-	-	X
Gaston	Gastonia Police	25	0	0	0	X	-	X	-	-	X
Guilford	Guilford County Sheriff	14	0	0	7	-	-	-	-	-	X
Guilford	Greensboro Police	0	0	0	0	-	-	-	-	-	X
Guilford	High Point Police	6	0	0	0	X	-	-	-	-	X
Mecklenburg	Charlotte-Mecklenburg Police	481	6	2	0	X	-	-	-	-	X
Nash	Rocky Mount Police	0	0	0	0	-	-	-	-	-	X
New Hanover	Wilmington Police	0	0	0	8	-	X	X	-	-	-
Orange	Orange County Sheriff	0	0	0	0	X	-	-	-	-	-
Pitt	Greenville Police	16	5	0	0	X	-	-	-	-	X
Rowan	Rowan County Sheriff	8	0	0	0	-	-	-	-	-	X
Union	Union County Sheriff	20	0	2	0	-	X	-	-	-	X
Wake	Wake County Sheriff	15	0	0	0	-	-	-	-	-	-
Wake	Raleigh Police	55	0	0	0	-	-	-	-	-	-
Wilson	Wilson Police	10	0	1	0	-	X	-	-	-	-
OHIO											
Butler	Butler County Sheriff	7	0	0	0	-	-	-	-	-	X
Butler	Hamilton Police	0	0	0	0	-	-	-	-	-	X
Clark	Clark County Sheriff	0	0	0	0	-	-	-	-	-	X
Clark	Springfield Police	0	0	0	0	X	-	-	-	-	-
Cuyahoga	Cleveland Police	0	0	0	0	-	X	-	-	-	X
Cuyahoga	Cleveland Heights Police	0	10	0	0	X	X	-	-	-	-
Cuyahoga	Euclid Police	5	12	5	2	X	X	-	-	-	-
Franklin	Franklin County Sheriff	10	0	0	10	-	-	-	-	-	-
Franklin	Columbus Police	0	0	9	11	X	X	-	-	X	X
Hamilton	Hamilton County Sheriff	0	0	0	0	X	-	-	-	-	X
Hamilton	Cincinnati Police	142	9	0	0	X	-	-	-	-	X
Lorain	Lorain Police	0	3	0	0	-	-	-	-	-	-
Lucas	Lucas County Sheriff	0	0	0	0	-	-	-	-	-	-
Lucas	Toledo Police	0	0	0	0	-	-	-	-	-	X
Mahoning	Youngstown Police	0	10	0	0	X	-	-	-	-	-
Montgomery	Montgomery County Sheriff	48	0	1	0	X	-	-	-	-	X
Montgomery	Dayton Police	0	0	0	0	-	-	-	-	-	X
Stark	Stark County Sheriff	41	37	6	0	-	-	-	-	-	X
Stark	Canton Police	20	0	2	0	X	-	-	-	-	X
Summit	Summit County Sheriff	10	5	0	0	-	-	-	-	-	-
Summit	Akron Police	0	0	0	14	X	X	X	-	-	X

Table 17a - continued

County	Name of agency	Number of video cameras			Night vision/electro-optic			Vehicle stopping/tracking			
		In patrol cars	Surveillance Fixed-site	Mobile	Traffic enforcement	Infrared (thermal) imagers	Image intensifiers	Laser range finders	Electrical engine disruptor	Stolen vehicle tracking	Tire deflation spikes
OKLAHOMA											
Cleveland	Norman Police	21	1	1	2	X	-	X	-	-	X
Comanche	Lawton Police	25	0	0	0	X	-	-	-	-	-
Oklahoma	Oklahoma County Sheriff	0	105	0	0	X	-	X	-	-	X
Oklahoma	Oklahoma City Police	0	6	6	5	X	-	-	-	-	X
Tulsa	Tulsa County Sheriff	7	8	0	0	-	-	-	-	-	X
Tulsa	Tulsa Police	50	0	1	0	X	X	-	-	-	X
OREGON											
Clackamas	Clackamas County Sheriff	0	94	1	0	-	-	-	-	-	X
Douglas	Douglas County Sheriff	0	0	0	0	-	-	-	-	-	X
Jackson	Jackson County Sheriff	2	1	0	0	X	X	X	-	-	X
Lane	Lane County Sheriff	0	0	10	0	X	-	-	-	-	X
Lane	Eugene Police	4	2	2	0	-	-	X	-	-	X
Marion	Salem Police	0	0	0	0	-	-	-	-	-	X
Multnomah	Gresham Police	0	0	0	0	X	X	X	-	X	X
Multnomah	Portland Police	0	9	5	0	-	-	-	-	-	X
Washington	Washington County Sheriff	0	0	0	0	-	-	-	-	-	X
Washington	Beaverton Police	1	0	1	0	-	-	-	-	-	X
PENNSYLVANIA											
Allegheny	Allegheny County Sheriff	0	0	1	0	-	X	-	-	-	-
Allegheny	Allegheny County Police	0	0	1	0	X	-	X	-	-	X
Allegheny	Pittsburgh Police	0	0	5	0	-	X	-	-	-	X
Berks	Reading Police	0	0	2	1	-	-	-	-	-	-
Dauphin	Harrisburg Police	0	0	0	0	-	-	-	-	-	-
Delaware	Chester Police	8	0	0	0	-	-	-	-	X	-
Delaware	Upper Darby Township Police	0	0	0	0	-	-	-	-	X	X
Erie	Erie Police	0	0	0	0	-	-	-	-	-	X
Lackawanna	Scranton Police	0	0	0	0	-	-	X	-	-	-
Lancaster	Lancaster Police	0	3	0	0	-	-	-	-	-	X
Lehigh	Allentown Police	2	4	2	0	X	-	-	-	-	X
Montgomery	Lower Merion Township Police	26	0	1	0	-	-	-	-	-	X
Northampton	Bethlehem Police	4	0	0	0	-	-	X	-	-	-
Philadelphia	Philadelphia Police	0	25	5	0	X	-	-	-	X	-
RHODE ISLAND											
Kent	Warwick Police	0	0	0	0	-	-	-	-	X	X
Providence	Cranston Police	0	0	0	0	-	-	-	-	X	X
Providence	Pawtucket Police	0	0	0	0	-	-	-	-	-	-
Providence	Providence Police	0	0	0	0	-	-	-	-	-	X
SOUTH CAROLINA											
Anderson	Anderson County Sheriff	0	2	2	5	X	X	-	-	-	X
Beaufort	Beaufort County Sheriff	4	0	0	0	-	-	-	-	-	-
Charleston	Charleston County Sheriff	61	0	8	17	X	-	X	-	-	X
Charleston	Charleston Police	0	2	2	2	-	-	-	-	-	-
Charleston	North Charleston Police	0	0	1	0	-	-	-	-	-	-
Florence	Florence County Sheriff	0	1	1	5	-	-	X	-	-	-
Greenville	Greenville County Sheriff	0	0	4	14	X	-	X	-	-	X
Greenville	Greenville Police	15	0	1	0	X	X	X	-	-	-
Horry	Horry County Police	90	0	1	6	-	-	-	-	-	X
Horry	Myrtle Beach Police	0	0	0	3	X	-	-	-	-	-
Lexington	Lexington County Sheriff	0	4	0	10	X	-	-	-	10	X
Richland	Richland County Sheriff	0	0	0	0	X	-	-	-	-	X
Richland	Columbia Police	0	0	3	6	X	-	-	-	-	-
Spartanburg	Spartanburg County Sheriff	7	0	0	0	X	-	-	-	-	-
Spartanburg	Spartanburg Police	4	0	0	0	-	-	-	-	-	X
SOUTH DAKOTA											
Minnehaha	Sioux Falls Police	20	0	2	0	-	-	-	-	-	-
TENNESSEE											
Blount	Blount County Sheriff	24	0	0	0	X	-	-	-	-	-
Davidson	Nashville Metropolitan Police	0	20	13	10	-	-	X	-	-	-
Hamilton	Hamilton County Sheriff	6	18	2	0	-	-	-	-	-	-
Hamilton	Chattanooga Police	1	0	0	3	-	-	-	-	-	-
Knox	Knox County Sheriff	10	0	1	0	-	-	-	-	-	-
Knox	Knoxville Police	300	0	2	0	-	-	-	-	-	-

Table 17a - continued

County	Name of agency	Number of video cameras			Night vision/electro-optic			Vehicle stopping/tracking			
		In patrol cars	Surveillance Fixed-site	Mobile	Traffic enforcement	Infrared (thermal) imagers	Image intensifiers	Laser range finders	Electrical engine disruptor	Stolen vehicle tracking	Tire deflation spikes
TENNESSEE (cont)											
Madison	Jackson Police	56	0	0	56	X	-	-	-	-	-
Montgomery	Clarksville Police	0	0	0	0	-	-	-	-	-	-
Rutherford	Murfreesboro Police	84	0	0	0	X	-	-	-	-	X
Shelby	Shelby County Sheriff	0	0	2	0	-	-	-	-	-	-
Shelby	Memphis Police	0	0	0	25	X	-	-	X	X	-
Sullivan	Sullivan County Sheriff	0	0	0	0	-	-	-	-	-	X
Washington	Johnson City Police	10	0	0	0	-	-	-	-	-	X
TEXAS											
Bell	Killeen Police	28	8	33	3	-	-	X	-	-	X
Bell	Temple Police	0	0	0	0	-	-	-	-	-	-
Bexar	Bexar County Sheriff	10	0	0	13	-	-	X	-	X	X
Bexar	San Antonio Police	18	10	4	0	X	X	X	X	X	X
Brazoria	Brazoria County Sheriff	0	0	0	0	X	X	-	-	X	X
Cameron	Brownsville Police	2	0	0	0	-	-	-	-	X	X
Cameron	Harlingen Police	21	7	0	1	-	-	-	-	-	-
Collin	Plano Police	64	0	0	0	X	-	-	-	X	X
Dallas	Dallas County Sheriff	10	10	0	0	-	X	-	-	-	-
Dallas	Carrollton Police	4	0	0	0	-	-	-	-	X	-
Dallas	Dallas Police	0	0	3	0	-	-	-	-	-	-
Dallas	Garland Police	78	0	0	0	X	-	-	-	-	-
Dallas	Grand Prairie Police	16	0	1	0	X	-	-	-	X	X
Dallas	Irving Police	18	58	2	0	X	-	X	-	X	X
Dallas	Mesquite Police	0	19	1	0	X	X	X	-	X	-
Dallas	Richardson Police	7	0	0	0	X	-	X	-	-	X
Denton	Denton County Sheriff	3	0	0	0	X	X	X	-	-	X
Denton	Denton Police	0	16	1	4	-	-	-	-	X	-
Ector	Odessa Police	44	0	0	0	X	-	-	X	X	-
El Paso	El Paso County Sheriff	0	0	0	0	-	-	-	-	-	X
El Paso	El Paso Police	4	2	2	0	X	X	X	X	X	-
Fort Bend	Fort Bend County Sheriff	30	0	2	28	-	X	-	-	X	-
Galveston	Galveston County Sheriff	0	0	0	0	-	-	-	-	-	-
Galveston	Galveston Police	0	0	0	0	-	-	-	-	X	-
Gregg	Longview Police	12	0	0	0	-	-	-	-	-	X
Harris	Harris County Sheriff	0	0	3	0	X	-	-	-	X	X
Harris	Baytown Police	30	0	0	0	X	-	-	-	-	-
Harris	Houston Police	0	0	0	0	-	-	-	-	X	X
Harris	Pasadena Police	3	0	1	0	X	-	-	-	X	X
Hidalgo	Hidalgo County Sheriff	0	5	0	0	X	-	-	-	-	-
Hidalgo	McAllen Police	8	16	0	5	X	-	-	-	X	-
Jefferson	Beaumont Police	37	0	0	0	X	-	-	-	-	-
Jefferson	Port Arthur Police	27	0	0	12	X	-	-	-	-	X
Lubbock	Lubbock Police	214	16	1	0	X	-	X	-	-	X
McLennan	McLennan County Sheriff	0	15	0	0	-	-	-	-	-	-
McLennan	Waco Police	0	0	0	3	X	-	-	-	-	X
Midland	Midland Police	65	4	2	4	-	X	-	-	-	X
Montgomery	Montgomery County Sheriff	30	2	2	5	X	-	-	-	X	X
Nueces	Nueces County Sheriff	6	18	2	0	-	-	-	-	-	-
Nueces	Corpus Christi Police	0	0	0	0	-	-	-	-	-	-
Potter	Amarillo Police	34	0	0	0	-	-	-	X	-	X
Smith	Smith County Sheriff	1	1	1	0	-	-	-	-	-	X
Smith	Tyler Police	0	0	0	0	-	-	-	-	-	X
Tarrant	Tarrant County Sheriff	26	100	10	0	-	-	-	-	-	X
Tarrant	Arlington Police	0	0	0	0	X	-	X	-	X	-
Tarrant	Fort Worth Police	20	490	0	25	X	X	X	-	X	X
Taylor	Abilene Police	0	0	0	0	-	-	-	-	-	-
Tom Green	San Angelo Police	0	0	0	0	-	-	-	-	-	X
Travis	Travis County Sheriff	3	0	0	0	X	-	-	-	X	X
Travis	Austin Police	30	0	0	5	X	-	-	-	X	X
Victoria	Victoria County Sheriff	4	0	2	0	X	X	-	-	-	-
Webb	Webb County Sheriff	1	16	0	0	-	-	-	-	-	-
Webb	Laredo Police	0	0	0	0	X	-	-	-	-	X
Wichita	Wichita Falls Police	41	0	0	0	X	-	X	-	-	X
Williamson	Williamson County Sheriff	40	0	0	0	-	-	-	-	X	-
UTAH											
Salt Lake	Salt Lake County Sheriff	56	0	2	0	X	-	-	X	X	X
Salt Lake	Salt Lake City Police	0	0	1	0	-	-	X	-	-	X
Salt Lake	West Valley City Police	0	5	3	12	X	-	-	-	-	X
Utah	Utah County Sheriff	30	0	0	0	-	X	X	-	-	X
Weber	Ogden Police	0	0	0	0	-	-	-	-	-	-

Table 17a - continued

County	Name of agency	Number of video cameras			Night vision/electro-optic			Vehicle stopping/tracking			
		In patrol cars	Surveillance Fixed-site	Mobile	Traffic enforcement	Infrared (thermal) imagers	Image intensifiers	Laser range finders	Electrical engine disruptor	Stolen vehicle tracking	Tire deflation spikes
VIRGINIA											
Albemarle	Albemarle County Police	25	2	2	0	X	-	-	-	-	X
Alexandria(city)	Alexandria Police	0	0	1	0	X	-	-	-	X	X
Arlington	Arlington County Police	0	0	0	0	-	-	-	-	X	X
Chesapeake(city)	Chesapeake Police	0	1	0	0	X	-	-	-	-	-
Chesterfield	Chesterfield County Police	1	4	3	0	X	X	X	-	X	X
Danville(city)	Danville Police	12	5	2	0	-	-	-	-	-	X
Fairfax	Fairfax County Police	0	0	0	0	-	-	-	-	-	-
Hampton(city)	Hampton Police	17	0	13	0	-	-	-	-	X	-
Hanover	Hanover County Sheriff	0	0	0	0	X	-	-	-	X	X
Henrico	Henrico County Police	3	0	0	0	-	-	-	-	-	X
Loudoun	Loudoun County Sheriff	0	0	0	0	-	-	-	-	-	X
Lynchburg(city)	Lynchburg Police	10	2	0	0	-	X	-	-	-	X
Newport News(city)	Newport News Police	0	0	0	0	-	-	-	-	-	X
Norfolk(city)	Norfolk Police	0	0	0	2	-	-	-	-	X	-
Portsmouth(city)	Portsmouth Police	0	0	0	0	-	-	-	-	X	-
Prince William	Prince William County Police	0	0	1	2	X	-	-	-	X	X
Richmond(city)	Richmond Police	0	4	0	0	X	-	-	-	-	-
Roanoke(city)	Roanoke Police	21	3	0	0	-	-	-	-	-	-
Suffolk(city)	Suffolk Police	0	0	0	0	-	-	-	-	X	-
Virginia Beach(city)	Virginia Beach Police	2	10	1	2	X	-	-	-	X	X
WASHINGTON											
Clark	Clark County Sheriff	8	0	0	8	-	-	-	-	-	X
Clark	Vancouver Police	3	0	1	1	-	-	-	-	-	X
King	King County Sheriff	3	6	2	2	X	X	-	-	-	X
King	Bellevue Police	0	0	0	0	X	-	-	-	X	X
King	Federal Way Police	3	0	1	0	X	X	-	-	-	X
King	Kent Police	0	7	4	0	-	-	-	-	-	X
King	Seattle Police	0	0	0	0	X	X	X	X	X	-
Kitsap	Kitsap County Sheriff	0	0	0	0	-	-	X	-	-	X
Pierce	Pierce County Sheriff	0	0	2	4	-	-	-	-	-	X
Pierce	Tacoma Police	0	8	3	0	-	X	-	-	-	-
Snohomish	Snohomish County Sheriff	4	0	0	0	-	-	-	-	-	X
Snohomish	Everett Police	0	8	8	0	-	-	X	-	-	X
Spokane	Spokane County Sheriff	0	0	0	3	-	-	-	-	-	X
Spokane	Spokane Police	1	0	1	0	-	-	X	-	-	X
Thurston	Thurston County Sheriff	0	15	0	0	-	X	-	-	-	X
Yakima	Yakima Police	2	0	0	0	-	-	-	-	-	X
WEST VIRGINIA											
Cabell	Huntington Police	1	0	0	0	-	-	-	-	-	X
Kanawha	Charleston Police	24	7	2	0	-	X	-	-	-	X
WISCONSIN											
Brown	Brown County Sheriff	2	0	0	0	-	-	-	-	-	X
Brown	Green Bay Police	0	4	0	0	-	-	X	-	X	X
Dane	Dane County Sheriff	14	0	0	0	X	-	X	-	-	X
Dane	Madison Police	0	0	0	8	-	-	-	-	-	-
Kenosha	Kenosha County Sheriff	0	0	1	0	-	X	-	-	-	X
Kenosha	Kenosha Police	0	0	0	1	-	-	-	-	-	-
Milwaukee	Milwaukee County Sheriff	2	0	2	0	X	X	X	-	-	X
Milwaukee	Milwaukee Police	2	2	3	6	-	-	-	-	-	-
Milwaukee	West Allis Police	0	0	0	0	-	-	-	-	-	X
Outagamie	Appleton Police	0	0	0	0	-	-	-	-	-	-
Racine	Racine County Sheriff	0	0	0	0	-	-	X	-	-	X
Racine	Racine Police	0	4	0	0	-	-	-	-	-	X
Waukesha	Waukesha County Sheriff	0	0	0	6	X	X	X	-	-	X
Waukesha	Waukesha Police	0	0	0	0	X	-	X	-	-	X

Note: Codes for types of equipment used are as follows:

"X"=Agency uses that type of equipment.

"-"=Agency does not use that type of equipment.

---Data were not provided by an agency.

Table 18a. Use of in-field computers, automated fingerprint identification system (AFIS), and digital imaging in local law enforcement agencies, 2000

County	Name of agency	Number of in-field computers/terminals		Patrol officer access via in-field computer to:					Primary field report transmission method	Automated fingerprint identification system	Types of digital imaging used
		Total	Per 100 officers	Calls for service	Crime analysis files	Criminal history records	Driving records	Motor vehicle records			
ALABAMA											
Etowah	Gadsden Police	10	9	-	-	-	-	-	PR	-	M
Houston	Dothan Police	0	0	-	-	-	-	-	PR	-	M,S
Jefferson	Jefferson County Sheriff	0	0	-	-	-	-	-	PR	RT	F,M,S
Jefferson	Bessemer Police	3	3	-	-	-	-	-	PR	-	M,S
Jefferson	Birmingham Police	0	0	-	-	-	-	-	PR	RT	-
Jefferson	Hoover Police	0	0	-	-	-	-	-	PR	-	F,M,S
Madison	Huntsville Police	0	0	-	-	-	-	-	PR	-	M
Mobile	Mobile County Sheriff	106	72	-	-	-	-	X	PR	SO	F,M
Mobile	Mobile Police	197	36	X	-	-	-	X	PR	SO	F,M,S
Montgomery	Montgomery County Sheriff	0	0	-	-	-	-	-	PR	-	F,M,S
Montgomery	Montgomery Police	161	33	X	-	-	-	X	PR	-	F,M
Morgan	Decatur Police	0	0	-	-	-	-	-	PR	RT	M
Tuscaloosa	Tuscaloosa Police	19	8	X	-	-	X	X	PR	-	F,M,S
ALASKA											
Anchorage	Anchorage Police	0	0	-	-	-	-	-	PR	SO	-
ARIZONA											
Maricopa	Maricopa County Sheriff	---	---	---	---	---	---	---	---	---	---
Maricopa	Chandler Police	76	30	X	-	-	X	X	CM	EO	F,M,S
Maricopa	Glendale Police	0	0	X	-	-	X	X	TL	SO	F,M
Maricopa	Mesa Police	750	105	X	-	-	X	X	PR	SO	F,M,S
Maricopa	Phoenix Police	1,085	41	X	-	X	X	X	TL	SO	F,M
Maricopa	Scottsdale Police	0	0	-	-	-	-	-	PR	EO	F,M
Maricopa	Tempe Police	265	86	X	X	X	X	X	DD	SO	F,M,S
Pima	Pima County Sheriff	0	0	-	-	-	-	-	TL	RT	F,M
Pima	Tucson Police	500	54	X	-	-	X	X	PR	EO	F,M
Pinal	Pinal County Sheriff	20	15	-	-	-	-	-	CM	RT	F
Yuma	Yuma Police	5	4	-	-	-	-	-	PR	-	-
ARKANSAS											
Craighead	Jonesboro Police	43	38	-	-	X	X	X	PR	-	M
Jefferson	Pine Bluff Police	37	24	X	X	-	-	X	WT	RT	F,M,S
Pulaski	Pulaski County Sheriff	0	0	-	-	-	-	-	PR	RT	F,M
Pulaski	Little Rock Police	244	44	X	-	X	X	X	PR	RT	F,M,S
Pulaski	North Little Rock Police	81	42	X	-	X	X	X	PR	RT	-
Sebastian	Fort Smith Police	0	0	-	-	-	-	-	PR	RT	F,M,S
CALIFORNIA											
Alameda	Alameda County Sheriff	11	1	-	-	-	-	-	PR	SO	F,S
Alameda	Alameda Police	25	23	X	X	-	X	X	PR	RT	-
Alameda	Berkeley Police	37	19	X	-	-	X	X	PR	RT	F,M,S
Alameda	Fremont Police	110	52	X	X	X	X	X	CM	RT	F
Alameda	Hayward Police	183	97	X	-	-	X	X	PR	EO	F,M,S
Alameda	Oakland Police	175	25	-	-	-	X	X	PR	SO	F
Butte	Butte County Sheriff	0	0	-	-	-	-	-	PR	-	M,S
Contra Costa	Contra Costa County Sheriff	156	25	X	-	-	X	X	PR	SO	F,M,S
Contra Costa	Concord Police	77	49	X	X	X	X	X	DD	SO	F,M,S
Contra Costa	Richmond Police	50	26	X	-	X	X	X	TL	SO	F,M
El Dorado	El Dorado County Sheriff	220	131	X	X	X	X	-	DD	RT	S
Fresno	Fresno County Sheriff	600	139	X	X	X	X	X	WT	EO	F,M,S
Fresno	Fresno Police	220	32	-	-	X	X	X	PR	RT	F,M
Kern	Kern County Sheriff	0	0	-	-	-	-	-	PR	RT	F,M,S
Kern	Bakersfield Police	200	66	X	X	X	X	X	PR	RT	F,M,S
Los Angeles	Los Angeles County Sheriff	2,215	26	X	-	X	X	X	PR	EO	F,M
Los Angeles	Beverly Hills Police	32	24	-	-	-	X	-	PR	RT	F,S
Los Angeles	Burbank Police	33	20	X	X	X	X	X	PR	RT	-
Los Angeles	Culver City Police	6	4	-	-	-	-	-	-	-	-
Los Angeles	Downey Police	0	0	-	-	-	-	-	PR	SO	F,M
Los Angeles	El Monte Police	25	17	X	X	X	X	X	PR	RT	F,M,S
Los Angeles	Glendale Police	50	22	X	-	-	X	X	PR	RT	F,M,S
Los Angeles	Inglewood Police	85	49	X	-	-	X	X	PR	RT	F,M,S
Los Angeles	Long Beach Police	190	21	X	-	-	X	X	CM	RT	F
Los Angeles	Los Angeles Police	1,500	16	X	-	-	X	X	PR	EO	F,M,S
Los Angeles	Pasadena Police	60	27	X	-	X	X	X	PR	RT	F,S
Los Angeles	Pomona Police	60	36	X	-	-	-	X	PR	SO	-
Los Angeles	Redondo Beach Police	53	49	X	-	-	X	X	PR	RT	F,S
Los Angeles	Santa Monica Police	100	49	X	-	-	X	X	PR	SO	F,M
Los Angeles	Torrance Police	41	17	X	-	X	X	X	PR	RT	F,M,S
Los Angeles	West Covina Police	60	45	X	-	X	X	X	PR	RT	F,M,S
Los Angeles	Whittier Police	41	31	X	X	X	X	X	CM	SO	-

Table 18a - continued

County	Name of agency	Number of in-field computers/terminals		Patrol officer access via in-field computer to:					Primary field report transmission method	Automated fingerprint identification system	Types of digital imaging used
		Total	Per 100 officers	Calls for service	Crime analysis files	Criminal history records	Driving records	Motor vehicle records			
CALIFORNIA (cont)											
Marin	Marin County Sheriff	20	10	-	-	-	-	-	PR	EO	F,M,S
Monterey	Monterey County Sheriff	80	23	X	-	-	X	X	PR	SO	F,M
Monterey	Salinas Police	69	46	-	-	X	X	X	PR	EO	F,M,S
Orange	Orange County Sheriff-Coroner	0	0	-	-	-	-	-	PR	RT	F,M,S
Orange	Anaheim Police	16	4	-	-	-	X	X	PR	RT	F,M
Orange	Brea Police	22	19	X	-	X	X	X	PR	RT	F,M,S
Orange	Costa Mesa Police	---	---	---	---	---	---	---	---	---	---
Orange	Fullerton Police	0	0	-	-	-	-	-	PR	RT	F
Orange	Garden Grove Police	66	43	X	X	X	X	X	PR	RT	F,M
Orange	Huntington Beach Police	69	30	X	-	-	X	X	PR	EO	-
Orange	Irvine Police	60	38	X	-	-	X	X	PR	RT	F,M,S
Orange	Newport Beach Police	37	25	-	-	-	X	X	PR	RT	F,M,S
Orange	Orange Police	34	20	-	-	-	X	X	PR	RT	F,M
Orange	Santa Ana Police	320	79	X	-	-	-	X	PR	RT	F,M,S
Orange	Westminster Police	29	28	X	X	X	X	X	WT	RT	F,M,S
Placer	Placer County Sheriff	34	15	X	-	-	X	X	PR	RT	F,M,S
Riverside	Riverside County Sheriff	452	35	X	-	X	X	X	PR	SO	F,M
Riverside	Corona Police	36	25	X	-	X	X	X	PR	RT	F,M,S
Riverside	Riverside Police	220	73	X	-	X	X	X	PR	EO	F,M
Sacramento	Sacramento County Sheriff	726	53	X	X	X	X	X	PR	EO	F,M,S
Sacramento	Sacramento Police	300	46	X	-	X	X	X	PR	EO	-
San Bernardino	San Bernardino County Sheriff	600	42	X	X	X	X	X	PR	SO	-
San Bernardino	Fontana Police	43	34	X	-	X	X	X	PR	SO	F,S
San Bernardino	Ontario Police	80	34	X	-	-	X	X	PR	EO	F,M,S
San Bernardino	Rialto Police	35	35	X	X	-	X	X	PR	-	M,S
San Bernardino	San Bernardino Police	349	122	X	X	X	X	X	PR	RT	F,S
San Diego	San Diego County Sheriff	1,000	64	X	-	X	X	X	PR	RT	F,M,S
San Diego	Chula Vista Police	54	28	X	-	-	X	X	PR	RT	F,M
San Diego	El Cajon Police	0	0	-	-	-	-	-	PR	RT	F,M,S
San Diego	Escondido Police	120	76	X	-	-	X	X	PR	-	F,M,S
San Diego	Oceanside Police	50	31	-	-	-	X	X	WT	EO	F,M,S
San Diego	San Diego Police	2,330	115	X	X	X	X	X	WT	EO	M,S
San Francisco	San Francisco Police	860	39	X	X	X	X	X	PR	EO	F,M,S
San Joaquin	San Joaquin County Sheriff	0	0	-	-	-	-	-	CM	EO	F,M
San Joaquin	Stockton Police	134	36	X	-	-	X	X	PR	SO	F
San Luis Obispo	San Luis Obispo County Sheriff	1	1	-	-	-	-	-	PR	EO	F,M
San Mateo	San Mateo County Sheriff	160	52	-	-	X	X	X	PR	EO	F,M
San Mateo	Daly City Police	50	45	X	-	X	X	X	PR	RT	-
San Mateo	San Mateo Police	55	51	-	-	-	X	X	PR	-	M
Santa Barbara	Santa Barbara County Sheriff	8	2	-	-	-	-	-	PR	RT	F,M,S
Santa Barbara	Santa Barbara Police	41	28	X	-	-	X	X	CM	EO	F,M,S
Santa Clara	Santa Clara County Sheriff	0	0	-	-	-	-	-	DD	RT	F,M,S
Santa Clara	San Jose Police	650	46	X	-	-	X	X	PR	EO	F,M
Santa Clara	Santa Clara Police	155	104	-	-	-	-	-	-	-	-
Santa Clara	Sunnyvale Police	74	35	X	X	X	X	X	PR	-	F,M
Santa Cruz	Santa Cruz County Sheriff	0	0	-	-	-	-	-	PR	RT	F,M
Shasta	Shasta County Sheriff	34	21	-	-	-	X	X	PR	-	F
Solano	Fairfield Police	94	93	X	-	-	X	X	PR	-	M,S
Solano	Vallejo Police	42	29	-	-	-	X	X	PR	-	M
Sonoma	Sonoma County Sheriff-Coroner	25	11	X	X	X	X	X	PR	EO	F,M,S
Sonoma	Santa Rosa Police	150	90	-	-	-	-	-	PR	-	F,M,S
Stanislaus	Stanislaus County Sheriff	70	32	X	-	X	X	X	PR	EO	F,M
Stanislaus	Modesto Police	82	34	X	-	X	X	X	PR	RT	S
Tulare	Tulare County Sheriff	70	15	X	-	X	X	X	PR	SO	F,M
Tulare	Visalia Police	52	46	X	-	-	X	X	PR	EO	F,M
Ventura	Ventura County Sheriff	271	34	-	-	-	X	X	PR	EO	F,M
Ventura	Oxnard Police	10	5	-	-	-	-	-	PR	-	M,S
Ventura	Simi Valley Police	0	0	-	-	-	-	-	PR	-	-
Ventura	Ventura Police	30	24	X	-	-	X	X	PR	RT	F,M
COLORADO											
Adams	Adams County Sheriff	40	14	-	-	X	X	X	PR	SO	F,M,S
Adams	Thornton Police	37	33	-	-	-	X	X	PR	RT	F,M,S
Adams	Westminster Police	63	42	-	-	X	X	X	DD	EO	F,M,S
Arapahoe	Arapahoe County Sheriff	74	19	-	-	-	X	X	PR	SO	-
Arapahoe	Aurora Police	150	30	-	-	X	X	X	PR	RT	F,M
Boulder	Boulder County Sheriff	8	5	-	-	X	X	X	DD	RT	F,S
Boulder	Boulder Police	31	19	-	-	X	X	X	PR	RT	M,S
Denver	Denver Police	754	51	-	-	-	-	X	PR	RT	F,M,S
Douglas	Douglas County Sheriff	38	18	X	-	X	X	X	PR	SO	F,M
El Paso	El Paso County Sheriff	14	4	-	-	-	-	-	PR	RT	F,M,S
El Paso	Colorado Springs Police	400	68	X	-	-	-	-	PR	SO	S

Table 18a - continued

County	Name of agency	Number of in-field computers/terminals		Patrol officer access via in-field computer to:				Primary field report transmission method	Automated fingerprint identification system	Types of digital imaging used	
		Total	Per 100 officers	Calls for service	Crime analysis files	Criminal history records	Driving records				Motor vehicle records
COLORADO (cont)											
Jefferson	Jefferson County Sheriff	0	0	-	-	-	-	-	PR	EO	F,M
Jefferson	Arvada Police	100	76	-	-	X	X	X	PR	RT	F,M
Jefferson	Lakewood Police	118	52	X	-	X	X	X	WT	RT	F,M,S
Larimer	Larimer County Sheriff	0	0	-	-	-	-	-	PR	SO	F,M
Larimer	Fort Collins Police	94	65	X	-	-	X	X	CM	RT	M
Pueblo	Pueblo Police	200	104	-	-	-	-	X	PR	RT	M,S
Weld	Weld County Sheriff	32	32	X	X	-	X	X	DD	RT	F,M,S
Weld	Greeley Police	39	34	X	-	X	X	X	DD	RT	M
CONNECTICUT											
Fairfield	Bridgeport Police	31	7	-	-	X	-	-	PR	EO	F,M,S
Fairfield	Danbury Police	0	0	-	-	-	-	-	PR	-	F
Fairfield	Fairfield Police	8	8	-	-	X	X	X	PR	-	-
Fairfield	Greenwich Police	32	20	X	X	-	X	X	DD	-	M,S
Fairfield	Norwalk Police	25	14	-	-	-	-	X	PR	-	F,M
Fairfield	Stamford Police	40	13	-	-	-	-	X	PR	EO	-
Fairfield	Stratford Police	25	25	X	-	-	-	-	PR	-	S
Hartford	Bristol Police	14	12	X	-	-	-	X	PR	-	S
Hartford	East Hartford Police	39	30	-	-	-	-	X	PR	-	M,S
Hartford	Hartford Police	158	37	-	-	X	-	X	WT	RT	F
Hartford	Manchester Police	55	48	-	-	X	X	X	PR	-	F,M,S
Hartford	New Britain Police	53	34	X	-	X	-	X	PR	-	F
Hartford	West Hartford Police	94	73	-	-	-	-	-	-	-	-
Middlesex	Middletown Police	43	43	-	-	X	-	X	PR	-	-
New Haven	Hamden Police	3	3	-	-	-	-	-	PR	RT	M,S
New Haven	Meriden Police	29	23	-	-	-	-	-	PR	-	M,S
New Haven	Milford Police	20	19	-	-	X	X	X	PR	-	F,M,S
New Haven	New Haven Police	82	18	X	-	X	X	X	PR	-	F,M
New Haven	Waterbury Police	17	5	X	-	X	-	X	PR	-	F,M
New Haven	West Haven Police	29	25	X	-	-	-	X	PR	-	M,S
DELAWARE											
New Castle	New Castle County Police	124	38	-	-	-	-	-	-	-	-
New Castle	Wilmington Police	60	22	-	-	X	X	X	PR	SO	F,M,S
DISTRICT OF COLUMBIA											
Washington, DC	Washington Metropolitan Police	306	8	-	-	-	X	X	PR	EO	F,M
FLORIDA											
Alachua	Alachua County Sheriff	0	0	-	-	-	-	-	PR	EO	F,M,S
Alachua	Gainesville Police	18	7	-	-	-	-	-	PR	EO	F,M,S
Bay	Bay County Sheriff	220	121	X	-	-	X	X	WT	-	F,M,S
Brevard	Brevard County Sheriff	187	48	-	-	X	X	X	DD	EO	F,M,S
Brevard	Melbourne Police	0	0	-	-	-	-	-	PR	-	F,M,S
Brevard	Palm Bay Police	23	19	-	-	-	-	-	PR	-	M,S
Broward	Broward County Sheriff	1,798	137	-	-	X	X	X	CM	EO	F,M,S
Broward	Coral Springs Police	210	121	X	-	X	X	X	PR	EO	F
Broward	Davie Police	158	111	-	-	-	X	X	WT	-	-
Broward	Fort Lauderdale Police	215	43	X	-	-	X	X	PR	EO	-
Broward	Hollywood Police	150	43	X	-	-	-	X	TL	RT	F,M
Broward	Margate Police	0	0	X	-	-	-	X	PR	-	-
Broward	Miramar Police	25	19	X	-	X	X	X	PR	-	F,M,S
Broward	Pembroke Pines Police	150	75	-	-	X	X	X	WT	RT	-
Broward	Plantation Police	0	0	-	-	-	-	-	PR	-	-
Broward	Sunrise Police	137	86	X	-	-	X	X	PR	-	-
Charlotte	Charlotte County Sheriff	2	1	X	-	X	X	X	PR	EO	F,M,S
Citrus	Citrus County Sheriff	135	83	X	X	X	X	X	TL	EO	F,M,S
Clay	Clay County Sheriff	0	0	-	-	-	-	-	PR	-	F,M,S
Collier	Collier County Sheriff	360	71	-	-	-	-	-	PR	EO	F,M,S
Duval	Jacksonville Sheriff	2,352	151	X	-	X	-	X	WT	EO	F,M,S
Escambia	Escambia County Sheriff	9	2	X	X	X	X	X	WT	EO	F
Escambia	Pensacola Police	0	0	-	-	-	-	-	PR	EO	F,M,S
Hernando	Hernando County Sheriff	54	30	X	-	-	-	X	TL	EO	F,M,S
Highlands	Highlands County Sheriff	0	0	-	-	-	-	-	PR	RT	F,M,S
Hillsborough	Hillsborough County Sheriff	950	92	-	-	-	-	X	PR	EO	F,M,S
Hillsborough	Tampa Police	800	85	X	X	-	-	X	WT	EO	F
Indian River	Indian River County Sheriff	45	22	X	-	-	X	X	TL	RT	-
Lake	Lake County Sheriff	340	164	X	-	X	X	X	PR	RT	-
Lee	Lee County Sheriff	400	96	X	-	-	X	X	PR	SO	F,M,S
Lee	Cape Coral Police	0	0	-	-	-	-	-	PR	-	M
Lee	Fort Myers Police	85	55	X	-	-	-	X	PR	RT	M,S

Table 18a - continued

County	Name of agency	Number of in-field computers/terminals		Patrol officer access via in-field computer to:					Primary field report transmission method	Automated fingerprint identification system	Types of digital imaging used
		Total	Per 100 officers	Calls for service	Crime analysis files	Criminal history records	Driving records	Motor vehicle records			
FLORIDA (cont)											
Leon	Leon County Sheriff	81	28	X	-	X	X	X	PR	SO	M
Leon	Tallahassee Police	200	62	-	-	X	X	X	PR	SO	F,M,S
Manatee	Manatee County Sheriff	298	81	X	-	-	X	X	PR	SO	F,M,S
Marion	Marion County Sheriff	25	9	X	-	-	X	X	TL	EO	F,M
Marion	Ocala Police	0	0	-	-	-	-	-	TL	RT	F,M,S
Martin	Martin County Sheriff	32	16	X	-	-	-	X	PR	EO	M
Miami-Dade	Miami-Dade Police	0	0	-	-	X	X	X	PR	EO	F,M,S
Miami-Dade	Coral Gables Police	167	102	-	-	-	-	-	PR	-	M,S
Miami-Dade	Hialeah Police	0	0	-	-	-	-	-	PR	RT	-
Miami-Dade	Miami Police	500	45	X	-	-	X	X	WT	RT	S
Miami-Dade	Miami Beach Police	0	0	-	-	-	-	-	PR	RT	-
Miami-Dade	North Miami Police	75	63	-	-	-	-	X	PR	-	-
Miami-Dade	North Miami Beach Police	110	101	X	X	X	-	X	WT	-	M,S
Monroe	Monroe County Sheriff	5	3	X	X	-	-	-	PR	RT	F,M
Okaloosa	Okaloosa County Sheriff	0	0	-	-	-	-	-	PR	EO	-
Orange	Orange County Sheriff	900	74	-	-	X	-	X	DD	RT	F,M,S
Orange	Orlando Police	44	7	X	-	X	X	X	TL	RT	M
Osceola	Osceola County Sheriff	0	0	-	-	-	-	-	PR	SO	M,S
Palm Beach	Palm Beach County Sheriff	175	16	X	-	X	X	X	TL	EO	F,M,S
Palm Beach	Boca Raton Police	188	126	X	X	X	X	X	CM	RT	F,M
Palm Beach	Boynton Beach Police	135	100	X	X	X	X	X	CM	SO	F,M
Palm Beach	Delray Beach Police	398	276	X	X	X	X	X	PR	EO	F,M,S
Palm Beach	Riviera Beach Police	45	44	X	-	X	-	X	PR	-	M
Palm Beach	West Palm Beach Police	250	98	X	-	-	-	X	PR	EO	-
Pasco	Pasco County Sheriff	49	13	X	-	-	X	X	-	SO	F,M
Pinellas	Pinellas County Sheriff	581	68	X	X	X	X	X	TL	EO	F,M,S
Pinellas	Clearwater Police	150	60	-	-	-	-	-	DD	RT	S
Pinellas	Largo Police	0	0	X	-	-	-	-	PR	-	-
Pinellas	St. Petersburg Police	320	64	X	-	X	X	X	CM	SO	F,M,S
Polk	Polk County Sheriff	550	101	X	X	X	X	X	DD	SO	F,M,S
Polk	Lakeland Police	250	105	-	-	-	X	-	DD	-	F,M
Putnam	Putnam County Sheriff	56	37	-	-	-	-	-	PR	EO	M,S
St. Johns	St. Johns County Sheriff	20	7	-	-	-	X	X	TL	EO	F,M,S
St. Lucie	St. Lucie County Sheriff	121	56	-	-	-	-	-	PR	EO	F,M,S
St. Lucie	Fort Pierce Police	161	148	-	-	-	-	-	DD	EO	F,M,S
St. Lucie	Port St. Lucie Police	40	30	-	-	-	-	-	PR	-	M
Santa Rosa	Santa Rosa County Sheriff	157	115	X	X	X	X	X	TL	-	F,M,S
Sarasota	Sarasota County Sheriff	220	56	X	-	-	-	X	PR	SO	F,M,S
Sarasota	Sarasota Police	10	5	X	-	-	X	X	PR	RT	-
Seminole	Seminole County Sheriff	150	49	X	X	-	-	X	WT	RT	F,M,S
Seminole	Altamonte Springs Police	27	27	-	-	-	X	X	CM	-	-
Volusia	Volusia County Sheriff	230	59	X	-	X	X	X	PR	EO	F
Volusia	Daytona Beach Police	180	63	X	-	-	-	X	PR	RT	S
GEORGIA											
Bartow	Bartow County Sheriff	0	0	-	-	-	-	-	PR	RT	F,M,S
Bibb	Bibb County Sheriff	11	5	-	-	X	X	X	PR	EO	-
Bibb	Macon Police	119	42	X	-	-	-	X	PR	RT	S
Chatham	Chatham County Police	0	0	-	-	-	-	-	PR	RT	F,M,S
Chatham	Savannah Police	0	0	-	-	-	-	-	PR	RT	F,M
Cherokee	Cherokee County Sheriff	40	22	X	-	-	-	X	CM	RT	F,M
Clarke	Athens-Clarke County Police	0	0	-	-	-	-	-	PR	EO	F,M,S
Clayton	Clayton County Police	---	---	---	---	---	---	---	---	---	---
Cobb	Cobb County Police	185	36	-	-	-	X	X	PR	EO	F
Cobb	Marietta Police	89	64	-	-	X	X	X	CM	-	F,M
Columbia	Columbia County Sheriff	0	0	-	-	-	-	-	PR	EO	M,S
De Kalb	De Kalb County Police	320	44	-	-	-	-	-	-	-	-
Dougherty	Albany Police	10	5	X	-	X	X	X	PR	-	F,M,S
Douglas	Douglas County Sheriff	0	0	-	-	-	-	-	PR	RT	F,M,S
Forsyth	Forsyth County Sheriff	6	4	X	-	X	X	X	PR	-	F,M,S
Fulton	Fulton County Police	343	128	X	-	-	X	X	CM	-	-
Fulton	Atlanta Police	447	30	-	-	-	-	X	DD	SO	F,M,S
Fulton	East Point Police	43	37	X	-	X	X	X	WT	RT	F,M,S
Fulton	Roswell Police	53	42	-	-	-	X	X	PR	-	M
Glynn	Glynn County Police	39	36	-	-	-	-	-	DD	SO	F,M
Gwinnett	Gwinnett County Police	440	93	X	-	-	-	X	PR	RT	F,M
Hall	Hall County Sheriff	0	0	-	-	-	-	-	PR	RT	-
Muscogee	Muscogee County Sheriff	0	0	-	-	-	-	-	PR	RT	F,M,S
Muscogee	Columbus Police	30	8	-	-	-	X	X	PR	RT	M,S
Richmond	Augusta-Richmond Co Sheriff	0	0	-	-	-	-	-	PR	RT	F,M,S

Table 18a - continued

County	Name of agency	Number of in-field computers/terminals		Patrol officer access via in-field computer to:					Primary field report transmission method	Automated fingerprint identification system	Types of digital imaging used
		Total	Per 100 officers	Calls for service	Crime analysis files	Criminal history records	Driving records	Motor vehicle records			
HAWAII											
Hawaii	Hawaii County Police	0	0	-	-	-	-	-	PR	RT	-
Honolulu	Honolulu Police	300	17	-	-	X	-	X	PR	RT	F,M,S
Kauai	Kauai County Police	0	0	-	-	-	-	-	PR	EO	F,M,S
Maui	Maui County Police	10	3	-	-	-	-	-	PR	SO	S
IDAHO											
Ada	Boise Police	40	37	X	-	X	X	X	PR	RT	F,M,S
Canyon	Canyon County Sheriff	108	44	X	-	-	X	X	TL	RT	F,M,S
ILLINOIS											
Champaign	Champaign Police	40	34	-	-	X	X	X	PR	-	F,M,S
Cook	Cook County Sheriff	---	---	---	---	---	---	---	---	---	---
Cook	Arlington Heights Police	31	28	X	-	X	X	X	PR	-	F,M
Cook	Chicago Police	1,300	10	-	-	X	-	X	PR	EO	F,M,S
Cook	Cicero Police	40	30	-	-	X	X	X	PR	-	F,M,S
Cook	Evanston Police	10	7	-	-	X	X	X	PR	-	-
Cook	Oak Lawn Police	42	40	X	X	X	X	X	PR	RT	-
Cook	Oak Park Police	0	0	-	-	X	X	X	PR	SO	F,M,S
Cook	Schaumburg Police	55	39	-	-	X	X	X	PR	RT	F,M,S
Cook	Skokie Police	22	22	-	-	X	X	X	PR	-	F,M,S
Du Page	Du Page County Sheriff	120	28	X	X	X	X	X	WT	SO	F,M,S
Du Page	Naperville Police	85	49	X	X	X	X	X	PR	RT	F,M,S
Kane	Aurora Police	84	32	-	-	X	X	X	PR	RT	F,M,S
Kane	Elgin Police	63	38	X	X	X	X	X	PR	RT	F,M
Lake	Lake County Sheriff	92	47	X	-	X	X	X	PR	RT	F,S
Lake	Waukegan Police	66	42	X	-	-	X	X	PR	RT	F
Macon	Decatur Police	94	57	X	X	X	X	X	PR	RT	-
Peoria	Peoria Police	90	39	-	-	X	X	X	PR	-	F,M
Sangamon	Springfield Police	170	66	X	-	X	X	X	PR	EO	F,M
Will	Will County Sheriff	7	3	-	-	X	X	-	PR	-	-
Will	Joliet Police	117	48	-	-	X	X	X	PR	-	-
Winnebago	Winnebago County Sheriff	66	53	X	-	X	X	X	PR	-	F,M,S
Winnebago	Rockford Police	95	33	X	-	X	X	X	PR	EO	-
INDIANA											
Allen	Allen County Sheriff	25	21	X	X	X	X	X	CM	-	M
Allen	Fort Wayne Police	428	113	X	X	X	X	X	DD	-	F,M
Delaware	Muncie Police	50	42	X	-	-	X	X	DD	SO	M,S
Elkhart	Elkhart Police	105	101	-	-	-	X	X	CM	-	-
Howard	Kokomo Police	21	20	-	-	-	X	X	PR	-	M,S
Lake	Lake County Sheriff	0	0	X	X	-	-	-	CM	EO	F,M,S
Lake	East Chicago Police	30	23	X	-	-	X	X	PR	-	M,S
Lake	Gary Police	0	0	-	-	-	-	-	PR	-	-
Lake	Hammond Police	10	5	-	-	-	X	X	PR	RT	M
Madison	Anderson Police	0	0	-	-	-	-	-	PR	-	-
Marion	Marion County Sheriff	402	70	X	-	X	X	X	TL	SO	F,M,S
Marion	Indianapolis Police	850	81	X	X	-	X	X	PR	EO	F,M,S
St. Joseph	St. Joseph County Sheriff	0	0	-	-	-	-	-	PR	-	-
St. Joseph	South Bend Police	160	62	X	-	X	X	-	PR	-	-
Vanderburgh	Vanderburgh County Sheriff	12	12	X	-	X	X	X	CM	RT	F,M,S
Vanderburgh	Evansville Police	166	59	X	-	X	X	X	PR	EO	F,M,S
Vigo	Terre Haute Police	0	0	X	-	X	-	-	PR	-	F,M,S
IOWA											
Black Hawk	Waterloo Police	30	24	X	-	X	X	X	CM	RT	S
Linn	Cedar Rapids Police	50	25	-	-	-	X	X	PR	EO	M
Polk	Polk County Sheriff	0	0	-	-	-	-	-	PR	RT	F,M
Polk	Des Moines Police	0	0	-	-	-	X	X	PR	EO	F,M
Pottawattamie	Council Bluffs Police	15	13	-	-	X	X	X	PR	-	M,S
Scott	Davenport Police	35	22	X	-	X	X	X	CM	RT	F,M,S
Woodbury	Sioux City Police	6	5	X	-	X	X	X	PR	RT	F,M,S
KANSAS											
Douglas	Lawrence Police	10	9	-	-	-	-	-	PR	-	M,S
Johnson	Johnson County Sheriff	21	5	-	-	X	X	X	PR	RT	F,M
Johnson	Olathe Police	0	0	-	-	-	-	-	PR	-	-
Johnson	Overland Park Police	0	0	-	-	-	-	-	TL	RT	F,M,S
Sedgwick	Sedgwick County Sheriff	65	39	X	-	-	X	X	PR	RT	M,S
Sedgwick	Wichita Police	80	13	X	-	-	-	X	PR	EO	F,M
Shawnee	Topeka Police	0	0	-	-	-	-	-	PR	SO	F,M,S
Wyandotte	Kansas City Police	0	0	-	-	-	-	-	PR	RT	F,M,S

Table 18a - continued

County	Name of agency	Number of in-field computers/terminals		Patrol officer access via in-field computer to:				Primary field report transmission method	Automated fingerprint identification system	Types of digital imaging used	
		Total	Per 100 officers	Calls for service	Crime analysis files	Criminal history records	Driving records				Motor vehicle records
KENTUCKY											
Fayette	Lexington-Fayette County Police	20	4	-	-	-	-	-	PR	EO	-
Jefferson	Jefferson County Police	30	7	-	-	-	X	X	PR	RT	-
Jefferson	Louisville Police	0	0	-	-	-	-	-	PR	-	M,S
Kenton	Covington Police	0	0	X	-	X	X	X	PR	RT	-
LOUISIANA											
Ascension	Ascension Parish Sheriff	0	0	-	-	-	-	-	PR	SO	F,M,S
Bossier	Bossier Parish Sheriff	2	1	-	-	-	-	-	PR	RT	M,S
Bossier	Bossier Police	90	64	X	X	X	X	X	PR	RT	F,M,S
Caddo	Caddo Parish Sheriff	0	0	-	-	-	-	-	PR	RT	F,M
Caddo	Shreveport Police	0	0	-	-	-	-	-	PR	SO	F,M,S
Calcasieu	Calcasieu Parish Sheriff	0	0	-	-	-	-	-	PR	RT	-
Calcasieu	Lake Charles Police	75	51	X	-	-	-	-	PR	EO	F,M
E. Baton Rouge	E. Baton Rouge Parish Sheriff	6	1	X	-	X	X	X	PR	RT	F,M,S
E. Baton Rouge	Baton Rouge Police	325	54	X	-	-	X	X	DD	RT	F
Jefferson	Jefferson Parish Sheriff	600	88	X	X	X	X	X	DD	RT	F,M,S
Jefferson	Kenner Police	150	106	-	-	X	X	X	PR	SO	F,M
Lafayette	Lafayette Parish Sheriff	88	18	-	-	X	X	X	PR	EO	F,M,S
Lafayette	Lafayette Police	323	142	X	-	-	X	X	CM	SO	F,M,S
Lafourche	Lafourche Parish Sheriff	0	0	-	-	-	-	-	PR	SO	F,M
Livingston	Livingston Parish Sheriff	45	29	X	X	X	X	X	PR	RT	F,M
Morehouse	Morehouse Parish Sheriff	0	0	-	-	-	-	-	CM	RT	F,S
Orleans	Orleans Parish Sheriff	45	7	-	-	X	X	X	PR	SO	F,M
Orleans	New Orleans Police	201	12	X	-	X	X	X	CM	RT	F,M,S
Ouachita	Ouachita Parish Sheriff	0	0	-	-	-	-	-	-	-	-
Ouachita	Monroe Police	80	45	X	X	-	-	-	PR	SO	F,M
Plaquemines	Plaquemines Parish Sheriff	0	0	-	-	-	-	-	PR	RT	-
Rapides	Rapides Parish Sheriff	0	0	-	-	-	-	-	PR	EO	F
Rapides	Alexandria Police	90	56	X	-	X	X	X	PR	EO	F,M,S
St. Charles	St. Charles Parish Sheriff	78	41	-	-	-	-	-	PR	RT	F,M
St. John the Baptist	St. John the Baptist Sheriff	0	0	-	-	-	-	-	PR	RT	F,M
St. Landry	St. Landry Parish Sheriff	0	0	-	-	-	-	-	PR	RT	F,M,S
St. Martin	St. Martin Parish Sheriff	0	0	-	-	-	-	-	TL	RT	F,M,S
St. Tammany	St. Tammany Parish Sheriff	370	74	X	-	X	-	X	WT	EO	F,M,S
Terrebonne	Terrebonne Parish Sheriff	0	0	-	-	-	-	-	PR	RT	F,M
MAINE											
Cumberland	Portland Police	6	4	-	-	-	-	-	PR	SO	F,M,S
MARYLAND											
Anne Arundel	Anne Arundel County Police	55	8	-	-	X	X	X	PR	RT	M
Anne Arundel	Annapolis Police	0	0	-	-	-	-	-	PR	RT	-
Baltimore	Baltimore County Police	440	25	X	-	-	X	X	PR	RT	F,M,S
Baltimore(city)	Baltimore Police	125	4	X	-	-	X	X	PR	RT	-
Charles	Charles County Sheriff	0	0	-	-	-	-	-	PR	EO	F,M,S
Harford	Harford County Sheriff	0	0	-	-	-	-	-	PR	RT	F,M,S
Howard	Howard County Police	200	61	-	-	X	X	X	PR	EO	F,M,S
Montgomery	Montgomery County Police	62	6	-	-	-	X	X	PR	SO	F,M,S
Prince George's	Prince George's County Police	0	0	-	-	-	-	-	PR	SO	F,M,S
MASSACHUSETTS											
Bristol	Fall River Police	26	13	X	-	X	X	X	PR	-	M
Bristol	New Bedford Police	4	1	-	-	-	-	-	-	-	-
Bristol	Taunton Police	15	13	-	-	-	X	X	PR	-	-
Essex	Lawrence Police	5	3	-	-	X	-	X	PR	-	F,M
Essex	Lynn Police	35	19	X	-	X	X	X	PR	-	M,S
Hampden	Chicopee Police	30	23	X	-	X	X	X	WT	-	M,S
Hampden	Holyoke Police	13	9	-	-	-	X	X	CM	-	M
Hampden	Springfield Police	150	25	-	-	X	X	X	CM	RT	F,M,S
Middlesex	Cambridge Police	37	14	-	X	-	X	X	PR	-	-
Middlesex	Framingham Police	25	21	X	-	X	X	X	PR	-	M
Middlesex	Lowell Police	35	14	X	-	X	X	X	PR	RT	M,S
Middlesex	Malden Police	15	14	-	-	-	X	X	PR	RT	M,S
Middlesex	Medford Police	---	---	---	---	---	---	---	---	---	---
Middlesex	Newton Police	48	30	-	-	X	X	X	PR	-	M,S
Middlesex	Somerville Police	11	8	-	-	X	X	X	PR	RT	F
Middlesex	Waltham Police	20	14	-	-	-	-	-	-	-	M
Norfolk	Brookline Police	92	68	-	-	-	X	X	PR	RT	F,M
Norfolk	Quincy Police	15	7	-	X	X	X	X	PR	EO	F,M,S
Plymouth	Brockton Police	17	9	-	-	-	X	X	PR	RT	F,M
Suffolk	Boston Police	690	32	X	-	-	X	X	PR	SO	F,M,S
Suffolk	Revere Police	---	---	---	---	---	---	---	---	---	---
Worcester	Worcester Police	28	6	-	-	X	X	X	PR	EO	F,M

Table 18a - continued

County	Name of agency	Number of in-field computers/terminals		Patrol officer access via in-field computer to:					Primary field report transmission method	Automated fingerprint identification system	Types of digital imaging used
		Total	Per 100 officers	Calls for service	Crime analysis files	Criminal history records	Driving records	Motor vehicle records			
MICHIGAN											
Calhoun	Battle Creek Police	31	25	-	-	X	X	X	PR	-	M,S
Genesee	Genesee County Sheriff	35	25	X	-	-	X	X	CM	RT	F,M
Genesee	Flint Police	46	14	-	-	X	X	X		SO	F,M,S
Ingham	Lansing Police	60	23	-	X	X	X	X	PR	EO	F,M,S
Kalamazoo	Kalamazoo County Sheriff	27	19	X	-	-	X	X	CM	RT	F,M,S
Kalamazoo	Kalamazoo Police	54	19	-	-	X	X	X	PR	SO	F,M
Kent	Kent County Sheriff	100	60	-	-	-	-	-		-	-
Kent	Grand Rapids Police	434	121	X	-	-	X	X	PR	EO	F,M,S
Kent	Wyoming Police	40	40	X	-	X	X	X	PR	EO	F,M,S
Macomb	Macomb County Sheriff	29	14	-	-	X	X	X	PR	SO	-
Macomb	Sterling Heights Police	84	53	-	-	X	X	X	PR	EO	F
Macomb	Warren Police	44	18	X	-	-	-	-	PR	RT	F,M
Oakland	Oakland County Sheriff	150	17	X	-	-	X	X	PR	EO	F,M,S
Oakland	Farmington Hills Police	38	32	X	-	-	X	X	PR	RT	F,M,S
Oakland	Pontiac Police	0	0	-	-	-	-	-	PR	-	F,M,S
Oakland	Royal Oak Police	21	21	X	-	-	X	X	PR	SO	F,M
Oakland	Southfield Police	94	60	X	-	X	X	X	PR	EO	F,M
Oakland	Troy Police	58	42	X	-	-	X	X	PR	RT	F,M,S
Saginaw	Saginaw Police	52	34	-	-	-	X	X	CM	-	M,S
Washtenaw	Washtenaw County Sheriff	20	13	-	-	-	-	-		-	-
Washtenaw	Ann Arbor Police	20	11	-	-	-	-	-	TL	RT	M
Wayne	Wayne County Sheriff	0	0	-	-	X	X	X	DD	RT	-
Wayne	Dearborn Police	54	27	-	-	-	X	X	PR	EO	F,M,S
Wayne	Detroit Police	867	21	-	-	X	X	X	PR	RT	F,M,S
Wayne	Livonia Police	32	19	X	-	-	X	X	PR	RT	F,M,S
Wayne	Taylor Police	82	80	-	-	-	X	X	CM	EO	F,M,S
Wayne	Westland Police	18	17	X	-	-	X	X	PR	-	F,M,S
MINNESOTA											
Hennepin	Hennepin County Sheriff	109	36	-	-	-	X	X	PR	RT	F,M,S
Hennepin	Bloomington Police	27	25	X	-	X	X	X	PR	RT	F,M,S
Hennepin	Minneapolis Police	227	25	X	-	-	X	X	PR	EO	F,M
Olmsted	Rochester Police	34	31	X	-	X	X	X	CM	RT	M,S
Ramsey	Ramsey County Sheriff	0	0	-	-	-	-	-		-	-
Ramsey	St. Paul Police	90	16	-	-	-	X	X	PR	SO	F,M
St. Louis	Duluth Police	50	34	-	-	-	X	X	DD	SO	M,S
MISSISSIPPI											
Forrest	Hattiesburg Police	15	13	X	-	X	-	X	PR	-	M,S
Harrison	Harrison County Sheriff	0	0	-	-	-	-	-	PR	RT	F,M
Harrison	Biloxi Police	15	11	-	-	-	-	-	PR	EO	F,M,S
Harrison	Gulfport Police	100	55	-	-	-	-	-	PR	EO	-
Hinds	Jackson Police	100	24	-	-	-	-	-	PR	SO	F
Lauderdale	Meridian Police	0	0	-	-	-	-	-	CM	EO	-
Lee	Tupelo Police	15	13	-	-	-	-	-	PR	EO	-
Warren	Vicksburg Police	25	24	X	-	-	-	-	PR	EO	F,M,S
Washington	Greenville Police	0	0	-	-	-	-	-	PR	EO	F,M,S
MISSOURI											
Boone	Columbia Police	46	37	X	-	-	X	X	TL	-	M,S
Buchanan	St. Joseph Police	0	0	-	-	-	-	-	PR	-	-
Greene	Springfield Police	240	78	-	-	-	X	X	PR	RT	M,S
Jackson	Independence Police	0	0	-	-	-	-	-	TL	EO	F,M
Jackson	Kansas City Police	266	21	-	X	X	X	X	PR	RT	F,M,S
Jefferson	Jefferson County Sheriff	0	0	-	-	-	-	-	TL	-	F,M,S
St. Charles	St. Charles County Sheriff	4	3	-	-	-	-	-	TL	EO	F,M,S
St. Charles	St. Charles Police	---	---	---	---	---	---	---	---	---	---
St. Louis	St. Louis County Police	111	16	X	-	X	X	X	TL	EO	F,M
St. Louis(city)	St. Louis Police	141	9	X	-	X	X	X	TL	EO	F,M,S
MONTANA											
Yellowstone	Billings Police	0	0	-	-	-	-	-	PR	SO	F,M,S
NEBRASKA											
Douglas	Douglas County Sheriff	25	21	-	-	X	X	X	PR	RT	F,M
Douglas	Omaha Police	0	0	-	-	-	-	-	PR	EO	F,M,S
Lancaster	Lincoln Police	69	23	-	-	-	X	X	PR	SO	F,M
Sarpy	Sarpy County Sheriff	22	20	X	-	X	X	X	PR	RT	F,M

Table 18a - continued

County	Name of agency	Number of in-field computers/terminals		Patrol officer access via in-field computer to:					Primary field report transmission method	Automated fingerprint identification system	Types of digital imaging used
		Total	Per 100 officers	Calls for service	Crime analysis files	Criminal history records	Driving records	Motor vehicle records			
NEVADA											
Clark	Las Vegas Metropolitan Police	566	26	X	-	X	X	X	PR	EO	F
Clark	Henderson Police	20	9	-	-	-	-	-	PR	EO	F,M,S
Clark	North Las Vegas Police	85	50	-	-	X	X	X	CM	SO	F,M,S
Washoe	Washoe County Sheriff	65	15	-	-	X	X	X	PR	RT	F,M,S
Washoe	Reno Police	55	17	-	-	-	X	X	PR	RT	F,M,S
NEW HAMPSHIRE											
Hillsborough	Manchester Police	4	2	-	-	-	-	-	PR	RT	S
Hillsborough	Nashua Police	0	0	-	-	-	-	-	PR	EO	F
NEW JERSEY											
Atlantic	Atlantic City Police	20	5	X	-	-	X	X	PR	EO	F,M,S
Bergen	Hackensack Police	15	14	-	-	X	X	X	PR	-	M
Camden	Camden Police	20	5	X	-	-	-	X	PR	EO	F,M
Camden	Cherry Hill Police	0	0	-	-	-	-	-	PR	-	F,M
Cape May	Cape May County Sheriff	0	0	-	-	-	-	-	PR	-	M,S
Cumberland	Vineland Police	70	50	-	X	-	-	X	CM	RT	F,M,S
Essex	Belleville Police	0	0	-	-	-	-	-	PR	-	M,S
Essex	Bloomfield Police	19	16	-	-	X	X	X	PR	-	-
Essex	East Orange Police	0	0	-	-	-	-	-	PR	EO	F,M
Essex	Irvington Police	0	0	-	-	-	-	-	PR	EO	F,M,S
Essex	Montclair Police	22	20	-	-	X	X	X	CM	RT	F
Essex	Newark Police	0	0	-	-	-	-	-	PR	EO	F
Essex	Orange Police	0	0	-	-	-	-	-	PR	-	-
Essex	West Orange Police	12	12	-	-	-	X	X	PR	-	M
Hudson	Hudson County Sheriff	10	5	-	-	X	X	X	PR	EO	F,M
Hudson	Bayonne Police	73	32	-	-	-	X	X	PR	RT	F,M,S
Hudson	Hoboken Police	14	8	-	-	-	X	X	PR	-	-
Hudson	Jersey City Police	170	19	-	-	-	X	X	TL	EO	F,M,S
Hudson	Kearny Police	110	93	-	-	-	-	-	-	-	-
Hudson	North Bergen Police	20	19	-	-	-	X	X	PR	RT	-
Hudson	Union City Police	18	9	-	-	X	X	X	PR	EO	F,M
Hudson	West New York Police	10	8	-	-	X	X	X	PR	-	S
Mercer	Hamilton Police	0	0	-	-	-	-	-	PR	-	M
Mercer	Trenton Police	6	2	X	-	X	X	X	PR	RT	M
Middlesex	Edison Police	---	---	---	---	---	---	---	---	---	---
Middlesex	New Brunswick Police	0	0	-	-	X	-	X	PR	-	F,M,S
Middlesex	Perth Amboy Police	13	10	-	-	-	-	X	PR	-	S
Middlesex	Woodbridge Police	43	22	-	X	-	X	X	PR	SO	F,M,S
Morris	Parsippany Police	31	30	-	-	-	X	X	PR	-	F,M
Ocean	Brick Township Police	31	27	X	-	-	X	X	PR	-	M
Ocean	Dover Township Police	0	0	X	-	-	X	X	PR	EO	F
Passaic	Passaic County Sheriff	35	8	-	-	X	X	X	CM	-	M
Passaic	Clifton Police	20	13	-	-	-	X	X	PR	-	-
Passaic	Passaic Police	25	15	-	-	-	-	-	PR	RT	F,M
Passaic	Paterson Police	---	---	---	---	---	---	---	---	---	---
Passaic	Wayne Police	2	2	-	-	-	-	-	PR	RT	-
Union	Elizabeth Police	15	4	-	-	-	X	X	PR	EO	F
Union	Linden Police	12	9	-	-	-	X	X	PR	-	M,S
Union	Plainfield Police	13	8	-	-	-	X	X	PR	EO	F,M
Union	Union Police	26	20	X	-	-	-	X	PR	RT	F,M,S
NEW MEXICO											
Bernalillo	Bernalillo County Sheriff	300	114	-	-	-	X	X	PR	RT	S
Bernalillo	Albuquerque Police	635	74	X	-	-	X	X	PR	EO	F,M,S
Dona Ana	Las Cruces Police	20	14	-	-	-	-	-	TL	SO	-
Santa Fe	Santa Fe Police	2	2	X	-	X	X	X	PR	-	-
NEW YORK											
Albany	Albany County Sheriff	3	3	-	-	-	-	-	CM	-	M
Albany	Albany Police	34	11	-	-	-	-	X	PR	-	S
Albany	Colonie Police	25	24	-	X	X	X	X	PR	-	-
Broome	Binghamton Police	0	0	-	-	-	-	-	PR	SO	F,M,S
Dutchess	Dutchess County Sheriff	0	0	-	-	-	-	-	WT	SO	M,S
Erie	Erie County Sheriff	13	2	-	-	-	X	X	CM	-	M
Erie	Amherst Police	15	10	-	-	-	-	X	PR	RT	S
Erie	Buffalo Police	150	16	X	-	-	X	X	PR	-	M
Erie	Cheektowaga Police	26	21	-	-	-	X	X	PR	RT	F,M,S
Erie	Tonawanda Police	18	17	X	-	-	X	X	PR	RT	F,M,S
Monroe	Monroe County Sheriff	120	15	X	-	X	X	X	PR	RT	M
Monroe	Rochester Police	180	25	X	-	X	X	-	PR	SO	F,M,S

Table 18a - continued

County	Name of agency	Number of in-field computers/terminals		Patrol officer access via in-field computer to:				Primary field report transmission method	Automated fingerprint identification system	Types of digital imaging used	
		Total	Per 100 officers	Calls for service	Crime analysis files	Criminal history records	Driving records				Motor vehicle records
NEW YORK (cont)											
Nassau	Nassau County Police	508	17	X	-	-	X	X	TL	EO	F,M,S
Nassau	Hempstead Police	10	9	X	-	-	X	X	DD	-	M
New York City	New York City Police	2,228	6	-	-	-	X	X	CM	EO	F,M,S
Niagara	Niagara County Sheriff	30	22	X	-	-	X	X	PR	RT	-
Niagara	Niagara Falls Police	0	0	-	-	-	-	-	-	-	-
Oneida	Utica Police	2	1	-	-	-	-	-	PR	RT	F,M
Onondaga	Onondaga County Sheriff	10	2	X	-	X	X	X	PR	SO	M
Onondaga	Syracuse Police	140	29	X	-	X	X	X	DD	SO	S
Rensselaer	Troy Police	0	0	-	-	-	-	-	PR	-	S
Rockland	Rockland County Sheriff	15	6	-	-	X	X	X	PR	RT	F,M,S
Rockland	Clarkstown Police	34	21	X	-	-	X	X	PR	-	-
Rockland	Ramapo Police	25	21	X	-	X	X	X	PR	-	-
Schenectady	Schenectady Police	15	9	X	-	-	X	X	PR	-	-
Suffolk	Suffolk County Sheriff	2	1	-	-	-	-	-	PR	-	-
Suffolk	Suffolk County Police	260	10	-	-	-	X	X	PR	EO	M
Westchester	Westchester County Police	21	9	X	X	X	X	X	PR	SO	F,M,S
Westchester	Greenburgh Police	37	34	X	-	-	X	X	PR	-	M,S
Westchester	Mt. Vernon Police	20	12	-	-	-	X	X	PR	SO	M
Westchester	New Rochelle Police	20	11	X	X	X	X	X	WT	EO	F,M
Westchester	White Plains Police	0	0	-	-	-	-	-	PR	RT	F,M,S
Westchester	Yonkers Police	0	0	-	-	-	-	-	PR	-	M
NORTH CAROLINA											
Alamance	Burlington Police	19	18	X	-	-	X	X	PR	-	M,S
Buncombe	Buncombe County Sheriff	35	15	X	X	-	X	X	PR	EO	F,M,S
Buncombe	Asheville Police	88	51	-	-	-	X	X	PR	RT	F,M,S
Cabarrus	Cabarrus County Sheriff	10	7	X	-	-	X	X	PR	RT	F,M,S
Catawba	Hickory Police	206	198	X	-	X	X	X	PR	-	M
Cumberland	Cumberland County Sheriff	210	70	X	X	X	X	X	PR	EO	F,M,S
Cumberland	Fayetteville Police	153	55	-	-	-	X	X	PR	RT	F,M,S
Davidson	Davidson County Sheriff	22	19	-	-	-	-	X	PR	SO	F,S
Durham	Durham County Sheriff	60	43	-	-	-	-	-	DD	SO	F,M
Durham	Durham Police	188	40	X	-	-	X	X	PR	RT	F,M
Forsyth	Forsyth County Sheriff	23	9	-	-	X	X	X	PR	EO	F,M,S
Forsyth	Winston-Salem Police	356	81	X	-	X	-	X	PR	RT	-
Gaston	Gaston County Police	60	46	-	-	X	X	X	PR	EO	F,M,S
Gaston	Gastonia Police	120	67	-	-	-	X	X	PR	EO	F,M
Guilford	Guilford County Sheriff	46	21	-	-	-	-	-	DD	EO	F,M,S
Guilford	Greensboro Police	199	40	X	-	X	X	X	TL	SO	F,M,S
Guilford	High Point Police	26	14	X	-	-	X	X	PR	SO	F,M
Mecklenburg	Charlotte-Mecklenburg Police	920	64	X	-	-	X	X	PR	EO	F,M
Nash	Rocky Mount Police	70	47	X	-	-	X	X	PR	EO	F,M,S
New Hanover	Wilmington Police	4	2	-	-	-	-	-	PR	EO	F,M
Orange	Orange County Sheriff	0	0	-	-	-	-	-	PR	EO	F,M,S
Pitt	Greenville Police	130	87	-	-	X	X	X	PR	EO	M,S
Rowan	Rowan County Sheriff	20	14	X	-	-	X	X	PR	EO	F,M,S
Union	Union County Sheriff	48	42	-	-	-	X	X	PR	RT	F,M
Wake	Wake County Sheriff	120	47	X	X	X	X	X	WT	SO	F,M,S
Wake	Raleigh Police	230	39	X	-	-	X	X	PR	RT	M,S
Wilson	Wilson Police	14	14	-	-	-	X	X	PR	RT	F,M
OHIO											
Butler	Butler County Sheriff	36	22	-	-	-	X	X	PR	-	F,M
Butler	Hamilton Police	52	42	X	-	X	X	X	PR	EO	F,M
Clark	Clark County Sheriff	65	57	-	-	-	-	-	CM	SO	F,M,S
Clark	Springfield Police	0	0	-	-	-	-	-	PR	EO	F,M
Cuyahoga	Cleveland Police	0	0	-	-	-	-	-	PR	EO	F
Cuyahoga	Cleveland Heights Police	150	139	X	X	-	X	X	DD	RT	F,M,S
Cuyahoga	Euclid Police	14	14	-	-	X	X	X	PR	RT	F,M,S
Franklin	Franklin County Sheriff	0	0	-	-	-	-	-	PR	SO	M,S
Franklin	Columbus Police	300	17	X	-	X	X	X	PR	EO	F,M,S
Hamilton	Hamilton County Sheriff	57	10	-	-	X	X	X	PR	EO	-
Hamilton	Cincinnati Police	308	30	X	-	X	X	X	PR	EO	-
Lorain	Lorain Police	0	0	-	-	-	-	-	PR	EO	M
Lucas	Lucas County Sheriff	0	0	-	-	-	-	-	PR	RT	-
Lucas	Toledo Police	0	0	-	-	-	-	-	PR	EO	-
Mahoning	Youngstown Police	0	0	-	-	-	-	-	PR	-	M
Montgomery	Montgomery County Sheriff	40	22	X	-	X	-	-	PR	RT	F,M,S
Montgomery	Dayton Police	180	35	X	-	-	X	X	TL	RT	F,M,S
Stark	Stark County Sheriff	5	4	-	-	-	-	-	TL	SO	F,M,S
Stark	Canton Police	5	3	-	-	-	X	X	PR	RT	-
Summit	Summit County Sheriff	20	5	-	-	-	X	X	PR	EO	F,M,S
Summit	Akron Police	150	31	X	-	-	X	X	PR	RT	F,M,S

Table 18a - continued

County	Name of agency	Number of in-field computers/terminals		Patrol officer access via in-field computer to:					Primary field report transmission method	Automated fingerprint identification system	Types of digital imaging used
		Total	Per 100 officers	Calls for service	Crime analysis files	Criminal history records	Driving records	Motor vehicle records			
OKLAHOMA											
Cleveland	Norman Police	0	0	-	-	-	-	-	PR	SO	F,M
Comanche	Lawton Police	0	0	-	-	-	-	-	PR	-	M,S
Oklahoma	Oklahoma County Sheriff	3	1	-	-	-	-	-	PR	SO	F,M,S
Oklahoma	Oklahoma City Police	685	68	-	X	-	X	X	PR	EO	F,M
Tulsa	Tulsa County Sheriff	30	21	-	-	-	-	-	PR	-	-
Tulsa	Tulsa Police	25	3	-	-	-	-	-	PR	RT	F,M,S
OREGON											
Clackamas	Clackamas County Sheriff	403	138	X	X	X	X	X	DD	RT	F,M
Douglas	Douglas County Sheriff	6	5	-	-	-	-	-	PR	RT	F,M
Jackson	Jackson County Sheriff	0	0	-	-	-	-	-	PR	RT	F,M,S
Lane	Lane County Sheriff	50	30	X	-	X	X	X	PR	SO	F,M,S
Lane	Eugene Police	8	6	-	-	-	-	-	PR	-	F,M
Marion	Salem Police	129	75	X	-	X	X	X	PR	SO	F,M,S
Multnomah	Gresham Police	49	47	X	-	X	X	X	PR	-	F,M
Multnomah	Portland Police	310	31	X	-	X	X	X	PR	EO	F,M,S
Washington	Washington County Sheriff	80	24	X	-	X	X	X	PR	EO	F,M
Washington	Beaverton Police	34	31	-	-	X	X	X	PR	-	M
PENNSYLVANIA											
Allegheny	Allegheny County Sheriff	0	0	-	-	-	-	-	PR	-	F,M,S
Allegheny	Allegheny County Police	0	0	-	-	-	-	-	PR	SO	F,M,S
Allegheny	Pittsburgh Police	156	15	-	-	-	X	X	PR	EO	F,M,S
Berks	Reading Police	105	51	X	X	-	-	X	PR	-	F,M
Dauphin	Harrisburg Police	75	45	X	-	X	-	-	DD	-	F,M,S
Delaware	Chester Police	20	19	-	-	-	X	X	PR	EO	F,M,S
Delaware	Upper Darby Township Police	6	5	-	-	-	X	X	PR	RT	F,M,S
Erie	Erie Police	0	0	-	-	-	-	-	TL	EO	F,M
Lackawanna	Scranton Police	0	0	-	-	-	-	-	PR	EO	F,M,S
Lancaster	Lancaster Police	84	53	-	-	-	X	X	PR	RT	F,M
Lehigh	Allentown Police	116	55	X	-	-	X	X	PR	EO	F,M
Montgomery	Lower Merion Township Police	2	1	-	-	-	-	-	PR	EO	F,M,S
Northampton	Bethlehem Police	35	25	-	-	-	X	X	PR	-	M,S
Philadelphia	Philadelphia Police	829	12	X	-	X	X	X	PR	EO	F,M
RHODE ISLAND											
Kent	Warwick Police	22	13	X	-	X	X	X	TL	RT	F,M
Providence	Cranston Police	5	3	-	-	-	-	-	TL	RT	F,M
Providence	Pawtucket Police	54	36	X	-	X	-	X	CM	EO	F,M
Providence	Providence Police	200	43	-	-	-	-	X	TL	EO	F,M,S
SOUTH CAROLINA											
Anderson	Anderson County Sheriff	100	78	-	-	-	-	-	CM	EO	F,M,S
Beaufort	Beaufort County Sheriff	134	86	X	-	-	X	X	PR	-	-
Charleston	Charleston County Sheriff	20	8	-	-	-	X	X	PR	-	F,M,S
Charleston	Charleston Police	46	14	X	-	X	X	X	PR	EO	F,M,S
Charleston	North Charleston Police	130	53	-	-	-	X	X	DD	EO	F
Florence	Florence County Sheriff	6	6	-	-	-	-	-	TL	EO	M,S
Greenville	Greenville County Sheriff	55	17	X	-	X	X	X	PR	EO	F,M,S
Greenville	Greenville Police	40	21	-	-	X	X	X	PR	SO	F,M
Horry	Horry County Police	0	0	-	-	-	-	-	PR	-	F,M
Horry	Myrtle Beach Police	45	27	X	-	-	-	X	PR	RT	F,M,S
Lexington	Lexington County Sheriff	7	3	-	-	X	X	X	PR	RT	-
Richland	Richland County Sheriff	24	7	-	-	-	-	-	PR	EO	S
Richland	Columbia Police	60	20	-	-	-	X	X	PR	-	S
Spartanburg	Spartanburg County Sheriff	2	1	-	-	-	X	X	PR	EO	F,M,S
Spartanburg	Spartanburg Police	6	4	-	-	X	X	X	PR	EO	-
SOUTH DAKOTA											
Minnehaha	Sioux Falls Police	39	23	X	-	X	X	X	PR	-	M
TENNESSEE											
Blount	Blount County Sheriff	60	49	X	-	-	X	X	CM	RT	-
Davidson	Nashville Metropolitan Police	360	29	X	-	X	X	X	PR	RT	F,M,S
Hamilton	Hamilton County Sheriff	24	9	-	-	-	-	-	-	-	-
Hamilton	Chattanooga Police	71	16	X	-	X	X	X	PR	SO	F,S
Knox	Knox County Sheriff	188	46	-	-	X	X	X	PR	EO	F,M
Knox	Knoxville Police	260	65	X	-	X	X	X	WT	EO	M,S

Table 18a - continued

County	Name of agency	Number of in-field computers/terminals		Patrol officer access via in-field computer to:				Primary field report transmission method	Automated fingerprint identification system	Types of digital imaging used	
		Total	Per 100 officers	Calls for service	Crime analysis files	Criminal history records	Motor Driving records				vehicle records
TENNESSEE (cont)											
Madison	Jackson Police	13	7	-	-	-	-	-	PR	EO	F,M
Montgomery	Clarksville Police	0	0	-	-	-	-	-	PR	RT	M,S
Rutherford	Murfreesboro Police	5	3	X	X	X	X	X	PR	RT	-
Shelby	Shelby County Sheriff	14	3	-	-	-	-	-	-	-	-
Shelby	Memphis Police	400	21	-	X	X	X	X	PR	RT	F,M,S
Sullivan	Sullivan County Sheriff	0	0	-	-	-	-	-	PR	EO	F,M,S
Washington	Johnson City Police	96	59	-	-	-	-	-	PR	EO	F,M,S
TEXAS											
Bell	Killeen Police	0	0	-	-	-	-	-	PR	-	M,S
Bell	Temple Police	38	36	X	-	X	X	X	PR	EO	F,M
Bexar	Bexar County Sheriff	48	11	X	-	-	X	X	PR	RT	F,M,S
Bexar	San Antonio Police	617	33	X	-	X	X	X	PR	EO	F,M,S
Brazoria	Brazoria County Sheriff	35	23	-	-	X	X	X	PR	EO	F,M,S
Cameron	Brownsville Police	14	6	X	-	X	X	X	CM	RT	M,S
Cameron	Harlingen Police	0	0	-	-	-	-	-	PR	RT	F,M,S
Collin	Plano Police	165	57	X	-	-	X	X	PR	RT	F,M
Dallas	Dallas County Sheriff	100	16	X	-	X	X	X	PR	RT	F,M,S
Dallas	Carrollton Police	12	8	X	-	X	X	X	PR	RT	-
Dallas	Dallas Police	652	23	X	-	-	X	X	TL	RT	-
Dallas	Garland Police	94	34	X	-	X	X	X	PR	RT	F,M,S
Dallas	Grand Prairie Police	64	35	X	X	X	X	X	PR	EO	M,S
Dallas	Irving Police	170	55	X	X	-	X	X	PR	SO	F
Dallas	Mesquite Police	88	44	X	-	-	X	X	PR	RT	F,M,S
Dallas	Richardson Police	47	31	-	-	X	-	X	PR	EO	F,M
Denton	Denton County Sheriff	0	0	-	-	-	-	-	PR	RT	F,M
Denton	Denton Police	60	47	X	-	-	X	X	PR	-	M
Ector	Odessa Police	0	0	-	-	-	-	-	PR	SO	-
El Paso	El Paso County Sheriff	14	6	X	-	-	X	X	PR	SO	F,M,S
El Paso	El Paso Police	247	23	X	-	-	X	X	CM	EO	F,M,S
Fort Bend	Fort Bend County Sheriff	30	13	X	-	-	X	X	PR	-	F,M,S
Galveston	Galveston County Sheriff	63	21	-	-	-	-	-	-	-	-
Galveston	Galveston Police	38	23	-	-	X	X	X	PR	EO	F,M
Gregg	Longview Police	27	20	-	-	X	X	X	PR	EO	F,M
Harris	Harris County Sheriff	794	31	X	-	X	X	X	WT	EO	F,M
Harris	Baytown Police	15	12	-	-	-	X	X	TL	EO	F,M,S
Harris	Houston Police	4,500	84	X	-	-	X	X	DD	EO	F,M,S
Harris	Pasadena Police	384	154	-	-	X	X	X	PR	RT	F,M,S
Hidalgo	Hidalgo County Sheriff	0	0	-	-	-	-	-	PR	EO	F,M,S
Hidalgo	McAllen Police	0	0	-	-	-	-	-	PR	RT	F,M,S
Jefferson	Beaumont Police	244	95	X	-	-	X	X	DD	RT	-
Jefferson	Port Arthur Police	0	0	-	-	-	-	-	PR	-	-
Lubbock	Lubbock Police	225	75	X	-	-	X	X	PR	RT	-
McLennan	McLennan County Sheriff	0	0	-	-	-	-	-	-	-	-
McLennan	Waco Police	83	41	X	-	X	X	X	TL	EO	-
Midland	Midland Police	125	81	-	-	-	X	X	PR	RT	F,M,S
Montgomery	Montgomery County Sheriff	35	12	X	-	X	X	X	PR	EO	F,M,S
Nueces	Nueces County Sheriff	24	9	X	X	X	X	X	CM	SO	F,M,S
Nueces	Corpus Christi Police	410	101	-	-	X	X	X	PR	RT	F
Potter	Amarillo Police	62	23	X	X	-	X	X	TL	RT	M
Smith	Smith County Sheriff	5	4	-	-	-	-	-	PR	-	F,M,S
Smith	Tyler Police	37	22	X	X	X	X	X	PR	-	-
Tarrant	Tarrant County Sheriff	75	19	X	-	-	-	-	PR	EO	F
Tarrant	Arlington Police	124	26	X	-	-	X	X	TL	EO	F,M,S
Tarrant	Fort Worth Police	565	47	X	-	-	X	X	TL	SO	F,M,S
Taylor	Abilene Police	52	28	X	-	-	-	X	PR	EO	S
Tom Green	San Angelo Police	40	25	-	-	X	X	X	PR	EO	F,M,S
Travis	Travis County Sheriff	6	3	-	-	-	X	X	PR	SO	M
Travis	Austin Police	523	46	X	-	-	X	X	CM	EO	F,M
Victoria	Victoria County Sheriff	0	0	-	-	-	-	-	PR	SO	F,M
Webb	Webb County Sheriff	0	0	X	-	X	-	-	PR	EO	F,M
Webb	Laredo Police	0	0	-	-	-	-	-	PR	RT	M,S
Wichita	Wichita Falls Police	3	2	-	-	-	-	-	PR	RT	S
Williamson	Williamson County Sheriff	0	0	-	-	-	-	-	PR	RT	F,M,S
UTAH											
Salt Lake	Salt Lake County Sheriff	138	30	X	-	X	X	X	DD	EO	F,M,S
Salt Lake	Salt Lake City Police	500	122	X	-	X	X	X	WT	EO	S
Salt Lake	West Valley City Police	155	101	X	-	X	-	X	DD	EO	S
Utah	Utah County Sheriff	30	16	-	-	X	X	X	PR	RT	F,M,S
Weber	Ogden Police	35	29	X	-	-	X	X	PR	SO	M

Table 18a - continued

County	Name of agency	Number of in-field computers/terminals		Patrol officer access via in-field computer to:				Primary field report transmission method	Automated fingerprint identification system	Types of digital imaging used	
		Total	Per 100 officers	Calls for service	Crime analysis files	Criminal history records	Motor Driving records				vehicle records
VIRGINIA											
Albemarle	Albemarle County Police	15	14	-	-	-	-	-	CM	SO	F,M,S
Alexandria(city)	Alexandria Police	181	65	X	X	-	-	X	PR	SO	F,M
Arlington	Arlington County Police	80	22	X	-	-	X	X	PR	SO	F,M,S
Chesapeake(city)	Chesapeake Police	0	0	-	-	-	-	-	PR	RT	F,M,S
Chesterfield	Chesterfield County Police	0	0	-	-	-	-	-	TL	RT	F,S
Danville(city)	Danville Police	0	0	-	-	-	-	-	PR	EO	F,M,S
Fairfax	Fairfax County Police	730	63	-	-	-	X	X	PR	SO	F,M
Hampton(city)	Hampton Police	0	0	-	-	-	-	-	PR	RT	F
Hanover	Hanover County Sheriff	0	0	-	-	-	-	-	PR	SO	F,M,S
Henrico	Henrico County Police	501	101	X	X	-	X	X	PR	EO	S
Loudoun	Loudoun County Sheriff	20	9	-	-	-	-	-	PR	SO	F,M,S
Lynchburg(city)	Lynchburg Police	0	0	-	-	-	-	-	PR	RT	M,S
Newport News(city)	Newport News Police	9	2	-	-	-	-	-	CM	RT	F,M,S
Norfolk(city)	Norfolk Police	140	21	X	-	-	X	X	PR	EO	F,M
Portsmouth(city)	Portsmouth Police	0	0	-	-	-	-	-	PR	RT	M,S
Prince William	Prince William County Police	10	3	-	-	-	-	-	PR	RT	M,S
Richmond(city)	Richmond Police	285	41	X	X	X	X	X	PR	RT	F,M
Roanoke(city)	Roanoke Police	53	24	X	-	-	X	X	PR	EO	F
Suffolk(city)	Suffolk Police	0	0	-	-	-	-	-	PR	RT	F
Virginia Beach(city)	Virginia Beach Police	287	40	X	-	-	-	X	PR	EO	F,M
WASHINGTON											
Clark	Clark County Sheriff	75	56	X	-	-	X	X	DD	SO	F,M,S
Clark	Vancouver Police	68	43	X	-	-	-	-	CM	RT	M,S
King	King County Sheriff	0	0	-	-	-	-	-	DD	SO	F,M,S
King	Bellevue Police	0	0	-	-	-	-	-	PR	EO	F,M,S
King	Federal Way Police	35	35	X	-	X	X	X	PR	SO	F,M
King	Kent Police	27	21	X	-	X	X	X	PR	-	-
King	Seattle Police	381	30	X	-	-	X	X	PR	SO	F,M
Kitsap	Kitsap County Sheriff	0	0	-	-	-	-	-	PR	RT	F,M,S
Pierce	Pierce County Sheriff	250	74	X	-	X	X	X	PR	SO	F,M
Pierce	Tacoma Police	150	40	X	-	X	X	X	PR	SO	F,M,S
Snohomish	Snohomish County Sheriff	166	75	X	-	X	X	X	PR	RT	M,S
Snohomish	Everett Police	160	91	X	-	-	X	X	PR	RT	M
Spokane	Spokane County Sheriff	0	0	X	-	X	X	X	PR	EO	-
Spokane	Spokane Police	80	27	X	X	X	X	X	PR	SO	F,M,S
Thurston	Thurston County Sheriff	0	0	-	-	-	-	-	PR	-	-
Yakima	Yakima Police	37	34	-	-	X	X	X	PR	-	M,S
WEST VIRGINIA											
Cabell	Huntington Police	0	0	-	-	-	-	-	PR	-	-
Kanawha	Charleston Police	32	18	-	-	-	X	X	PR	-	-
WISCONSIN											
Brown	Brown County Sheriff	22	17	X	-	-	X	X	PR	EO	F,M
Brown	Green Bay Police	52	27	X	-	-	X	X	PR	RT	F,M
Dane	Dane County Sheriff	70	19	X	-	X	X	X	PR	RT	F,M,S
Dane	Madison Police	237	63	-	-	X	X	X	PR	EO	F,M,S
Kenosha	Kenosha County Sheriff	30	28	X	-	X	X	X	PR	SO	M,S
Kenosha	Kenosha Police	58	32	-	-	X	X	X	PR	-	M,S
Milwaukee	Milwaukee County Sheriff	26	4	X	-	X	X	X	PR	RT	F,M
Milwaukee	Milwaukee Police	212	11	X	-	X	X	X	PR	EO	F,M,S
Milwaukee	West Allis Police	28	21	-	-	X	X	X	PR	-	-
Outgamie	Appleton Police	61	55	X	-	X	X	X	PR	-	-
Racine	Racine County Sheriff	2	1	-	-	-	-	-	PR	RT	F,M,S
Racine	Racine Police	30	15	-	-	X	X	X	PR	RT	M
Waukesha	Waukesha County Sheriff	37	25	-	-	-	X	X	TL	-	F,M
Waukesha	Waukesha Police	24	22	X	-	X	X	X	PR	EO	F

Note: Codes for types of equipment used are as follows:

"X"=Agency uses that type of equipment.

"-"=Agency does not use that type of equipment.

---Data were not provided by an agency.

Table 19a. Functions of computers in local law enforcement agencies, 2000

County	Name of agency	Agencies using computers for:										
		Auto- mated booking	Crime analysis	Crime mapping	Criminal investi- gations	Fleet manage- ment	In-field commu- nications	In-field report writing	Infor- mation sharing	Per- sonnel records	Records manage- ment	Resource allocation
ALABAMA												
Etowah	Gadsden Police	-	X	X	X	-	-	X	-	X	X	X
Houston	Dothan Police	X	X	X	X	X	-	-	X	X	X	X
Jefferson	Jefferson County Sheriff	-	-	-	-	X	-	-	X	X	X	-
Jefferson	Bessemer Police	-	-	-	X	-	-	-	X	-	X	X
Jefferson	Birmingham Police	-	X	X	X	X	-	-	-	X	X	-
Jefferson	Hoover Police	X	X	X	X	X	X	-	-	X	X	X
Madison	Huntsville Police	X	X	X	X	X	X	-	X	X	X	X
Mobile	Mobile County Sheriff	X	-	X	X	-	-	-	-	-	X	-
Mobile	Mobile Police	-	X	X	X	X	X	-	X	X	X	X
Montgomery	Montgomery County Sheriff	X	-	-	X	X	X	-	-	X	X	-
Montgomery	Montgomery Police	X	X	-	X	X	X	-	X	X	X	X
Morgan	Decatur Police	X	X	-	-	-	-	X	X	-	-	-
Tuscaloosa	Tuscaloosa Police	X	X	X	X	X	X	-	X	X	X	X
ALASKA												
Anchorage	Anchorage Police	-	X	X	X	X	-	-	X	X	X	X
ARIZONA												
Maricopa	Maricopa County Sheriff	---	---	---	---	---	---	---	---	---	---	---
Maricopa	Chandler Police	X	X	X	X	X	X	X	X	X	X	X
Maricopa	Glendale Police	X	X	X	X	X	X	-	X	X	X	X
Maricopa	Mesa Police	X	X	X	X	X	X	X	X	X	X	X
Maricopa	Phoenix Police	-	X	X	X	X	-	-	-	X	X	X
Maricopa	Scottsdale Police	-	X	X	-	-	-	-	-	X	X	X
Maricopa	Tempe Police	X	X	X	X	X	X	X	X	X	X	X
Pima	Pima County Sheriff	-	X	X	X	X	-	X	X	X	X	-
Pima	Tucson Police	-	X	X	X	X	X	-	X	X	X	-
Pinal	Pinal County Sheriff	X	-	-	-	X	-	-	-	-	X	-
Yuma	Yuma Police	-	X	X	X	-	-	-	-	X	X	-
ARKANSAS												
Craighead	Jonesboro Police	-	X	X	X	-	X	-	X	X	-	-
Jefferson	Pine Bluff Police	-	X	X	X	-	X	X	-	X	X	X
Pulaski	Pulaski County Sheriff	X	-	X	X	-	-	-	-	X	X	-
Pulaski	Little Rock Police	-	X	X	X	X	X	-	-	X	X	-
Pulaski	North Little Rock Police	-	X	X	X	X	X	-	-	X	X	-
Sebastian	Fort Smith Police	X	X	-	X	X	-	-	-	-	X	-
CALIFORNIA												
Alameda	Alameda County Sheriff	X	X	X	X	X	-	X	X	X	X	X
Alameda	Alameda Police	X	X	X	-	X	-	X	-	X	X	X
Alameda	Berkeley Police	X	X	X	X	X	X	-	X	X	X	X
Alameda	Fremont Police	X	X	X	X	-	X	X	X	-	X	-
Alameda	Hayward Police	X	X	-	X	-	X	X	-	-	X	-
Alameda	Oakland Police	-	X	X	-	-	-	-	X	-	X	X
Butte	Butte County Sheriff	X	-	-	-	-	-	-	-	-	-	-
Contra Costa	Contra Costa County Sheriff	X	X	X	X	X	X	X	X	X	X	X
Contra Costa	Concord Police	X	X	X	X	-	X	X	X	X	X	-
Contra Costa	Richmond Police	X	X	-	-	-	-	-	X	X	X	-
El Dorado	El Dorado County Sheriff	X	X	X	X	-	-	X	X	-	X	X
Fresno	Fresno County Sheriff	X	X	X	X	X	X	X	X	X	X	X
Fresno	Fresno Police	-	X	X	X	-	X	X	X	X	X	X
Kern	Kern County Sheriff	X	-	-	X	X	-	-	-	X	X	-
Kern	Bakersfield Police	-	X	X	X	X	-	-	-	X	X	-
Los Angeles	Los Angeles County Sheriff	X	X	X	X	X	X	-	X	X	X	X
Los Angeles	Beverly Hills Police	-	X	X	-	-	X	-	-	-	-	-
Los Angeles	Burbank Police	-	X	-	X	-	X	-	X	-	X	X
Los Angeles	Culver City Police	-	-	-	-	-	-	-	-	-	-	-
Los Angeles	Downey Police	X	X	X	-	X	-	-	X	X	X	-
Los Angeles	El Monte Police	X	X	X	X	-	X	-	X	-	X	-
Los Angeles	Glendale Police	X	X	X	X	X	X	X	-	X	X	-
Los Angeles	Inglewood Police	X	X	X	X	X	X	X	X	-	X	X
Los Angeles	Long Beach Police	X	X	X	X	X	X	-	X	X	X	X
Los Angeles	Los Angeles Police	X	X	X	X	X	X	-	X	X	X	X
Los Angeles	Pasadena Police	X	X	-	X	X	X	-	-	X	X	-
Los Angeles	Pomona Police	-	X	X	X	X	-	-	X	-	X	-
Los Angeles	Redondo Beach Police	X	X	-	X	-	X	X	-	-	X	-
Los Angeles	Santa Monica Police	X	X	X	X	X	-	X	-	X	X	-
Los Angeles	Torrance Police	X	X	-	-	-	X	-	-	X	X	-
Los Angeles	West Covina Police	X	X	X	-	-	X	X	-	-	-	-
Los Angeles	Whittier Police	-	X	X	X	-	-	-	-	X	X	-

Table 19a - continued

County	Name of agency	Agencies using computers for:										
		Auto-mated booking	Crime analysis	Crime mapping	Criminal investi-gations	Fleet manage-ment	In-field commu-nications	In-field report writing	Infor-mation sharing	Per-sonnel records	Records manage-ment	Resource allocation
CALIFORNIA (cont)												
Marin	Marin County Sheriff	X	X	-	-	-	-	X	X	X	X	-
Monterey	Monterey County Sheriff	X	X	-	-	-	-	X	X	X	X	-
Monterey	Salinas Police	-	X	X	X	X	X	X	X	X	X	X
Orange	Orange County Sheriff-Coroner	X	-	-	-	X	-	X	X	X	X	-
Orange	Anaheim Police	X	-	-	-	-	X	X	X	-	X	-
Orange	Brea Police	-	X	X	X	-	X	-	X	-	X	-
Orange	Costa Mesa Police	---	---	---	---	---	---	---	---	---	---	---
Orange	Fullerton Police	-	X	X	X	-	X	X	X	X	X	X
Orange	Garden Grove Police	X	X	X	X	X	X	X	X	X	X	X
Orange	Huntington Beach Police	X	X	X	X	X	-	-	X	X	X	X
Orange	Irvine Police	X	X	X	X	-	X	X	-	-	X	-
Orange	Newport Beach Police	X	X	X	X	X	X	-	-	X	X	X
Orange	Orange Police	-	X	X	-	-	X	X	X	X	X	X
Orange	Santa Ana Police	X	X	X	X	-	-	X	X	X	X	X
Orange	Westminster Police	X	X	X	X	-	-	X	-	X	X	-
Placer	Placer County Sheriff	X	X	-	X	X	X	-	X	X	X	X
Riverside	Riverside County Sheriff	X	X	X	X	X	-	-	X	X	X	X
Riverside	Corona Police	-	X	X	X	X	X	X	X	X	X	X
Riverside	Riverside Police	X	X	X	X	X	X	X	X	X	X	X
Sacramento	Sacramento County Sheriff	-	X	X	X	X	X	X	X	X	X	X
Sacramento	Sacramento Police	-	X	X	X	X	-	-	X	X	X	X
San Bernardino	San Bernardino County Sheriff	X	X	X	X	X	X	X	X	X	X	X
San Bernardino	Fontana Police	-	X	X	X	-	X	-	-	-	X	-
San Bernardino	Ontario Police	X	X	X	X	-	X	X	X	X	X	-
San Bernardino	Rialto Police	X	X	X	-	-	-	X	-	X	X	-
San Bernardino	San Bernardino Police	-	X	X	X	X	X	X	-	X	X	X
San Diego	San Diego County Sheriff	X	X	X	X	X	X	X	X	X	X	X
San Diego	Chula Vista Police	X	X	X	X	-	X	X	X	X	-	-
San Diego	El Cajon Police	-	X	X	X	-	-	-	X	X	-	-
San Diego	Escondido Police	X	X	X	X	X	X	X	X	-	X	X
San Diego	Oceanside Police	-	X	X	X	X	X	X	-	-	X	-
San Diego	San Diego Police	X	X	X	X	X	X	X	X	X	X	X
San Francisco	San Francisco Police	X	X	X	X	X	X	X	X	X	X	X
San Joaquin	San Joaquin County Sheriff	X	X	X	X	-	-	-	-	X	X	-
San Joaquin	Stockton Police	X	X	X	X	X	X	X	X	X	X	X
San Luis Obispo	San Luis Obispo County Sheriff	X	X	-	X	-	-	-	X	X	X	-
San Mateo	San Mateo County Sheriff	X	X	-	X	X	X	X	-	-	-	-
San Mateo	Daly City Police	-	-	-	X	-	X	X	X	X	X	-
San Mateo	San Mateo Police	-	X	-	X	X	-	X	X	-	X	X
Santa Barbara	Santa Barbara County Sheriff	X	X	X	X	X	X	X	X	X	X	X
Santa Barbara	Santa Barbara Police	-	X	X	X	-	X	-	X	X	X	X
Santa Clara	Santa Clara County Sheriff	X	X	X	X	X	-	X	X	X	X	X
Santa Clara	San Jose Police	X	X	X	X	X	X	X	X	X	X	X
Santa Clara	Santa Clara Police	-	-	-	-	-	-	-	-	-	-	-
Santa Clara	Sunnyvale Police	X	X	X	X	-	X	-	X	X	-	-
Santa Cruz	Santa Cruz County Sheriff	X	X	-	-	-	-	X	-	X	X	-
Shasta	Shasta County Sheriff	X	X	X	X	-	X	X	X	X	X	-
Solano	Fairfield Police	-	-	X	X	X	X	X	X	X	X	X
Solano	Vallejo Police	-	X	X	X	-	-	-	-	-	X	-
Sonoma	Sonoma County Sheriff-Coroner	X	X	-	X	X	X	X	X	X	X	X
Sonoma	Santa Rosa Police	-	X	X	X	-	-	X	-	-	X	-
Stanislaus	Stanislaus County Sheriff	-	X	X	-	-	-	-	X	-	X	-
Stanislaus	Modesto Police	-	X	-	X	X	X	X	X	X	X	-
Tulare	Tulare County Sheriff	X	X	X	X	X	-	-	-	X	X	X
Tulare	Visalia Police	-	X	X	X	X	X	-	X	X	X	-
Ventura	Ventura County Sheriff	X	X	X	X	X	X	X	-	X	X	-
Ventura	Oxnard Police	X	X	X	X	-	-	-	-	-	X	-
Ventura	Simi Valley Police	X	X	X	X	-	X	-	-	X	X	-
Ventura	Ventura Police	X	X	X	X	-	X	-	X	X	X	-
COLORADO												
Adams	Adams County Sheriff	X	-	-	-	-	-	-	-	X	X	-
Adams	Thornton Police	X	X	X	X	-	X	X	X	X	X	-
Adams	Westminster Police	X	X	X	X	X	X	X	-	-	-	-
Arapahoe	Arapahoe County Sheriff	X	X	X	X	X	X	-	X	X	X	X
Arapahoe	Aurora Police	X	X	X	-	-	-	-	-	-	X	-
Boulder	Boulder County Sherif	X	X	-	X	X	X	-	X	X	X	-
Boulder	Boulder Police	-	X	X	X	X	X	X	X	X	X	-
Denver	Denver Police	-	-	X	X	X	X	X	X	X	X	X
Douglas	Douglas County Sheriff	X	X	-	X	-	-	-	-	X	X	-
El Paso	El Paso County Sheriff	X	X	X	X	X	X	X	X	X	X	X
El Paso	Colorado Springs Police	X	X	X	X	X	X	X	X	X	-	X

Table 19a - continued

County	Name of agency	Agencies using computers for:										
		Auto-mated booking	Crime analysis	Crime mapping	Criminal investi-gations	Fleet manage-ment	In-field commu-nications	In-field report writing	Infor-mation sharing	Per-sonnel records	Records manage-ment	Resource allocation
COLORADO (cont)												
Jefferson	Jefferson County Sheriff	X	X	X	X	X	-	-	X	-	X	X
Jefferson	Arvada Police	X	X	X	X	-	-	-	X	X	X	-
Jefferson	Lakewood Police	X	X	X	X	-	X	X	-	-	X	X
Larimer	Larimer County Sheriff	X	-	-	-	-	-	-	-	X	X	-
Larimer	Fort Collins Police	-	X	X	X	-	X	-	X	X	X	X
Pueblo	Pueblo Police	-	-	-	-	-	-	-	-	-	X	-
Weld	Weld County Sheriff	X	X	X	X	-	X	-	-	X	X	-
Weld	Greeley Police	X	X	-	X	-	X	-	-	X	X	-
CONNECTICUT												
Fairfield	Bridgeport Police	-	X	X	-	X	-	-	X	-	X	-
Fairfield	Danbury Police	-	X	X	-	-	-	-	-	-	X	-
Fairfield	Fairfield Police	-	-	-	-	-	-	-	-	X	X	-
Fairfield	Greenwich Police	X	X	X	X	-	X	X	X	X	X	-
Fairfield	Norwalk Police	X	X	X	X	-	X	-	-	-	-	-
Fairfield	Stamford Police	X	X	X	-	-	-	-	-	X	X	-
Fairfield	Stratford Police	-	-	-	X	-	-	-	-	-	X	-
Hartford	Bristol Police	X	-	-	X	-	X	X	-	X	X	-
Hartford	East Hartford Police	-	X	X	-	-	X	X	-	-	X	-
Hartford	Hartford Police	X	X	X	X	-	-	-	-	-	X	-
Hartford	Manchester Police	X	X	X	X	X	X	X	X	X	X	X
Hartford	New Britain Police	-	X	-	X	X	X	X	-	-	-	-
Hartford	West Hartford Police	-	-	-	-	-	-	-	-	-	-	-
Middlesex	Middletown Police	-	-	-	-	-	X	-	-	-	-	-
New Haven	Hamden Police	-	-	-	X	-	-	-	X	-	-	-
New Haven	Meriden Police	-	X	X	-	-	-	-	-	-	X	-
New Haven	Milford Police	X	X	-	X	X	-	-	X	-	X	X
New Haven	New Haven Police	X	X	X	-	-	X	-	X	-	X	X
New Haven	Waterbury Police	X	-	-	X	-	X	X	-	X	-	-
New Haven	West Haven Police	X	-	-	-	X	X	-	X	-	X	-
DELAWARE												
New Castle	New Castle County Police	-	-	-	-	-	-	-	-	-	-	-
New Castle	Wilmington Police	-	X	X	X	-	-	X	-	X	X	-
DISTRICT OF COLUMBIA												
Washington, DC	Washington Metropolitan Police	X	X	X	-	X	-	-	-	X	X	-
FLORIDA												
Alachua	Alachua County Sheriff	X	X	X	X	-	-	X	X	X	X	-
Alachua	Gainesville Police	-	X	X	X	X	-	X	X	X	X	-
Bay	Bay County Sheriff	X	X	-	X	X	X	X	X	X	X	-
Brevard	Brevard County Sheriff	X	X	X	X	X	X	X	X	X	X	X
Brevard	Melbourne Police	X	X	X	X	-	-	-	-	X	X	-
Brevard	Palm Bay Police	-	X	X	-	-	-	-	-	X	X	X
Broward	Broward County Sheriff	X	X	X	X	X	X	X	X	X	X	X
Broward	Coral Springs Police	-	X	-	X	X	X	-	X	X	X	-
Broward	Davie Police	-	X	-	-	X	X	-	-	X	X	-
Broward	Fort Lauderdale Police	-	X	X	X	X	X	X	X	X	X	X
Broward	Hollywood Police	-	X	-	X	-	-	-	-	X	X	-
Broward	Margate Police	-	X	X	X	X	X	X	X	-	X	-
Broward	Miramar Police	-	X	X	X	X	X	X	X	X	X	X
Broward	Pembroke Pines Police	-	X	X	X	-	X	X	-	X	X	-
Broward	Plantation Police	-	X	X	-	-	-	-	-	-	X	-
Broward	Sunrise Police	-	X	X	-	-	X	X	-	-	X	X
Charlotte	Charlotte County Sheriff	X	X	-	X	-	X	X	X	X	X	X
Citrus	Citrus County Sheriff	X	X	X	X	X	X	-	X	X	X	-
Clay	Clay County Sheriff	X	-	-	-	X	-	-	-	-	-	-
Collier	Collier County Sheriff	X	X	X	X	X	-	X	X	X	X	-
Duval	Jacksonville Sheriff	X	X	X	X	X	X	X	X	X	X	X
Escambia	Escambia County Sheriff	X	X	X	X	X	X	X	X	X	X	X
Escambia	Pensacola Police	-	X	X	-	X	-	X	X	X	-	-
Hernando	Hernando County Sheriff	-	X	X	X	-	X	X	-	X	X	-
Highlands	Highlands County Sheriff	X	X	-	X	X	-	X	X	X	X	-
Hillsborough	Hillsborough County Sheriff	X	X	X	X	X	X	-	X	X	X	X
Hillsborough	Tampa Police	-	X	X	X	-	X	X	X	X	X	-
Indian River	Indian River County Sheriff	X	X	X	X	X	-	-	-	X	-	-
Lake	Lake County Sheriff	X	X	X	X	X	X	X	X	X	X	X
Lee	Lee County Sheriff	-	X	X	X	X	X	X	X	X	X	X
Lee	Cape Coral Police	X	X	X	X	X	X	X	X	X	X	X
Lee	Fort Myers Police	-	X	-	-	-	-	-	-	-	-	-

Table 19a - continued

County	Name of agency	Agencies using computers for:										
		Auto-mated booking	Crime analysis	Crime mapping	Criminal investi-gations	Fleet manage-ment	In-field commu-nications	In-field report writing	Infor-mation sharing	Per-sonnel records	Records manage-ment	Resource allocation
FLORIDA (cont)												
Leon	Leon County Sheriff	X	-	X	X	X	X	-	X	-	X	-
Leon	Tallahassee Police	-	X	X	X	X	X	X	-	X	X	-
Manatee	Manatee County Sheriff	X	X	X	X	X	X	-	X	X	X	X
Marion	Marion County Sheriff	X	X	-	X	X	X	-	-	X	X	X
Marion	Ocala Police	-	X	X	X	X	-	X	X	X	X	-
Martin	Martin County Sheriff	-	X	-	-	-	-	-	-	X	X	-
Miami-Dade	Miami-Dade Police	-	X	X	X	X	X	-	X	X	X	X
Miami-Dade	Coral Gables Police	-	X	X	X	X	-	-	X	X	X	X
Miami-Dade	Hialeah Police	X	X	X	X	X	-	X	X	X	X	-
Miami-Dade	Miami Police	-	X	X	X	X	X	X	X	X	X	X
Miami-Dade	Miami Beach Police	X	X	X	X	X	X	X	X	X	X	X
Miami-Dade	North Miami Police	-	X	X	-	-	X	-	-	-	-	-
Miami-Dade	North Miami Beach Police	X	X	X	X	X	X	X	X	X	X	-
Monroe	Monroe County Sheriff	X	X	-	-	X	-	-	X	-	X	-
Okaloosa	Okaloosa County Sheriff	-	-	-	X	X	-	-	-	X	X	-
Orange	Orange County Sheriff	X	X	X	X	X	X	X	X	X	X	X
Orange	Orlando Police	-	X	X	X	X	X	-	X	-	X	X
Osceola	Osceola County Sheriff	X	X	X	X	X	-	-	X	X	X	-
Palm Beach	Palm Beach County Sheriff	X	X	X	X	X	X	-	X	X	X	X
Palm Beach	Boca Raton Police	-	X	X	X	X	X	X	X	X	X	-
Palm Beach	Boynton Beach Police	-	X	X	X	X	X	X	X	X	X	X
Palm Beach	Delray Beach Police	-	X	-	-	-	X	-	-	-	-	-
Palm Beach	Riviera Beach Police	-	-	-	-	-	-	-	-	-	-	-
Palm Beach	West Palm Beach Police	-	X	X	X	X	X	-	X	X	X	X
Pasco	Pasco County Sheriff	X	X	-	X	X	-	-	-	X	X	-
Pinellas	Pinellas County Sheriff	-	X	X	-	X	-	-	-	X	X	-
Pinellas	Clearwater Police	-	X	X	-	-	-	X	-	X	X	-
Pinellas	Largo Police	-	X	X	X	-	-	X	-	X	X	-
Pinellas	St. Petersburg Police	-	X	X	-	-	X	X	X	X	X	-
Polk	Polk County Sheriff	X	X	X	X	X	X	X	X	X	X	X
Polk	Lakeland Police	X	X	X	X	X	X	X	X	X	X	X
Putnam	Putnam County Sheriff	X	X	-	-	-	-	X	X	X	X	X
St. Johns	St. Johns County Sheriff	X	X	X	X	-	-	-	X	X	X	-
St. Lucie	St. Lucie County Sheriff	X	-	-	-	X	-	X	-	X	X	-
St. Lucie	Fort Pierce Police	-	X	X	X	X	-	X	X	X	X	X
St. Lucie	Port St. Lucie Police	X	X	X	X	X	-	X	-	X	X	X
Santa Rosa	Santa Rosa County Sheriff	X	X	X	X	-	X	X	X	X	-	X
Sarasota	Sarasota County Sheriff	X	X	-	X	X	-	-	X	X	-	-
Sarasota	Sarasota Police	-	X	X	-	-	X	X	X	-	X	-
Seminole	Seminole County Sheriff	X	X	X	X	X	X	X	X	-	-	-
Seminole	Altamonte Springs Police	-	X	X	-	-	X	X	-	-	X	-
Volusia	Volusia County Sheriff	-	X	X	X	X	X	X	X	X	X	X
Volusia	Daytona Beach Police	-	X	X	-	X	X	-	-	X	X	X
GEORGIA												
Bartow	Bartow County Sheriff	X	-	-	-	-	-	X	-	-	X	-
Bibb	Bibb County Sheriff	X	-	-	-	-	-	-	-	-	X	-
Bibb	Macon Police	X	X	-	X	X	X	-	X	X	X	X
Chatham	Chatham County Police	-	X	X	X	-	-	-	X	X	X	-
Chatham	Savannah Police	-	X	X	-	-	-	-	X	X	X	X
Cherokee	Cherokee County Sheriff	X	X	X	X	-	-	-	X	X	X	X
Clarke	Athens-Clarke County Police	X	X	-	X	X	-	-	X	X	X	X
Clayton	Clayton County Police	---	---	---	---	---	---	---	---	---	---	---
Cobb	Cobb County Police	-	X	X	-	-	-	-	-	X	X	-
Cobb	Marietta Police	-	X	X	-	-	-	X	X	X	X	X
Columbia	Columbia County Sheriff	X	X	-	X	X	-	-	-	X	X	-
De Kalb	De Kalb County Police	-	-	-	-	-	-	-	-	-	-	-
Dougherty	Albany Police	-	X	X	X	-	X	-	-	X	X	-
Douglas	Douglas County Sheriff	X	X	X	X	X	-	-	-	X	X	X
Forsyth	Forsyth County Sheriff	X	X	X	X	X	X	X	X	X	X	X
Fulton	Fulton County Police	-	X	X	X	X	X	X	X	X	X	X
Fulton	Atlanta Police	X	X	X	X	X	X	X	X	X	X	-
Fulton	East Point Police	X	X	X	X	-	X	X	-	X	X	X
Fulton	Roswell Police	X	X	X	X	X	X	X	X	-	X	-
Glynn	Glynn County Police	X	X	X	X	X	X	X	X	X	X	X
Gwinnett	Gwinnett County Police	-	X	-	X	X	-	-	X	X	X	X
Hall	Hall County Sheriff	-	-	-	X	X	-	-	X	-	-	-
Muscogee	Muscogee County Sheriff	-	-	-	X	-	-	-	-	X	X	-
Muscogee	Columbus Police	-	X	X	X	-	-	-	-	-	X	-
Richmond	Augusta-Richmond Co Sheriff	-	X	-	X	-	-	-	X	X	X	X

Table 19a - continued

County	Name of agency	Agencies using computers for:										
		Auto-mated booking	Crime analysis	Crime mapping	Criminal investi-gations	Fleet manage-ment	In-field commu-nications	In-field report writing	Infor-mation sharing	Per-sonnel records	Records manage-ment	Resource allocation
HAWAII												
Hawaii	Hawaii County Police	X	X	-	X	-	X	-	X	X	X	-
Honolulu	Honolulu Police	X	X	X	X	X	X	-	X	X	X	-
Kauai	Kauai County Police	X	-	-	-	-	-	-	-	X	X	-
Maui	Maui County Police	-	X	X	X	-	-	-	X	X	X	-
IDAHO												
Ada	Boise Police	X	X	-	X	X	X	-	X	-	X	-
Canyon	Canyon County Sheriff	-	X	-	X	X	X	X	X	X	X	-
ILLINOIS												
Champaign	Champaign Police	-	X	X	X	-	-	-	-	-	X	-
Cook	Cook County Sheriff	---	---	---	---	---	---	---	---	---	---	---
Cook	Arlington Heights Police	X	-	-	-	-	X	-	X	X	X	-
Cook	Chicago Police	X	X	X	X	X	X	-	-	X	X	X
Cook	Cicero Police	X	-	-	-	-	-	-	-	-	X	-
Cook	Evanston Police	-	X	-	X	-	X	-	-	-	X	-
Cook	Oak Lawn Police	-	X	-	-	X	-	-	-	X	-	-
Cook	Oak Park Police	X	X	-	-	-	X	-	-	-	X	X
Cook	Schaumburg Police	-	X	-	X	X	X	X	X	-	X	X
Cook	Skokie Police	X	X	-	-	-	-	-	-	X	X	-
Du Page	Du Page County Sheriff	X	X	X	X	X	X	X	X	X	X	X
Du Page	Naperville Police	X	X	X	X	X	X	X	X	X	X	X
Kane	Aurora Police	X	X	X	X	-	X	-	-	X	X	-
Kane	Elgin Police	X	X	X	X	X	X	-	X	X	X	-
Lake	Lake County Sheriff	X	X	-	-	-	-	-	X	X	X	-
Lake	Waukegan Police	X	X	-	X	-	X	X	-	X	-	-
Macon	Decatur Police	-	X	X	X	-	X	X	-	X	X	X
Peoria	Peoria Police	-	X	X	X	X	X	-	X	X	X	X
Sangamon	Springfield Police	-	X	X	X	X	X	X	X	X	X	X
Will	Will County Sheriff	X	-	-	X	X	-	-	-	-	-	-
Will	Joliet Police	-	X	X	-	-	-	-	-	X	X	-
Winnebago	Winnebago County Sheriff	X	X	-	-	-	-	-	X	X	X	-
Winnebago	Rockford Police	-	-	X	-	X	X	-	X	-	X	-
INDIANA												
Allen	Allen County Sheriff	X	X	X	X	X	X	X	X	X	X	X
Allen	Fort Wayne Police	X	X	X	X	X	X	X	X	X	X	-
Delaware	Muncie Police	-	-	-	X	X	X	-	-	X	X	-
Elkhart	Elkhart Police	X	-	-	-	-	-	-	-	X	X	-
Howard	Kokomo Police	-	X	X	X	X	X	X	X	X	X	-
Lake	Lake County Sheriff	X	X	X	X	X	-	-	X	X	X	-
Lake	East Chicago Police	-	-	-	X	-	X	-	X	X	X	-
Lake	Gary Police	-	X	X	-	-	-	-	-	X	-	-
Lake	Hammond Police	X	-	-	-	-	-	-	-	-	-	-
Madison	Anderson Police	-	X	-	X	X	-	-	X	X	X	X
Marion	Marion County Sheriff	X	X	X	X	X	X	X	X	X	X	X
Marion	Indianapolis Police	X	X	X	X	X	X	-	X	X	X	X
St. Joseph	St. Joseph County Sheriff	-	-	-	-	-	-	-	-	-	-	-
St. Joseph	South Bend Police	-	X	X	X	-	-	X	-	-	-	-
Vanderburgh	Vanderburgh County Sheriff	X	X	-	X	X	X	-	X	X	X	X
Vanderburgh	Evansville Police	X	X	X	X	X	X	-	X	X	X	-
Vigo	Terre Haute Police	-	X	-	X	X	-	-	-	X	X	-
IOWA												
Black Hawk	Waterloo Police	-	X	-	X	X	-	X	X	X	X	X
Linn	Cedar Rapids Police	-	X	X	X	X	X	-	-	X	X	X
Polk	Polk County Sheriff	X	-	-	-	-	-	-	-	X	X	-
Polk	Des Moines Police	X	-	-	X	-	-	-	-	X	X	-
Pottawattamie	Council Bluffs Police	-	X	-	X	-	X	X	X	X	X	-
Scott	Davenport Police	X	X	X	-	X	X	-	-	X	X	-
Woodbury	Sioux City Police	X	X	X	X	-	X	X	X	X	X	X
KANSAS												
Douglas	Lawrence Police	-	X	X	X	X	-	X	X	X	X	X
Johnson	Johnson County Sheriff	X	X	-	X	X	X	X	X	X	X	-
Johnson	Olathe Police	-	X	-	X	-	-	-	X	-	X	-
Johnson	Overland Park Police	X	X	X	X	X	X	-	X	X	X	X
Sedgwick	Sedgwick County Sheriff	X	-	X	X	-	X	X	-	X	X	X
Sedgwick	Wichita Police	-	X	X	-	-	X	-	-	X	X	-
Shawnee	Topeka Police	-	X	X	X	X	-	-	X	X	X	-
Wyandotte	Kansas City Police	-	X	X	X	-	X	-	-	X	X	-

Table 19a - continued

County	Name of agency	Agencies using computers for:										
		Auto-mated booking	Crime analysis	Crime mapping	Criminal investi-gations	Fleet manage-ment	In-field commun-ications	In-field report writing	Infor-mation sharing	Per-sonnel records	Records manage-ment	Resource allocation
KENTUCKY												
Fayette	Lexington-Fayette County Police	-	X	-	X	-	-	-	-	X	X	X
Jefferson	Jefferson County Police	-	X	X	X	X	-	-	X	-	X	-
Jefferson	Louisville Police	-	X	X	X	X	X	-	X	X	X	-
Kenton	Covington Police	-	X	X	X	X	-	-	-	X	X	-
LOUISIANA												
Ascension	Ascension Parish Sheriff	X	X	-	X	X	-	-	-	X	X	-
Bossier	Bossier Parish Sheriff	X	X	-	-	-	-	-	-	-	X	-
Bossier	Bossier Police	X	X	X	X	X	X	X	X	X	X	X
Caddo	Caddo Parish Sheriff	X	X	X	X	X	-	-	X	X	X	X
Caddo	Shreveport Police	X	X	X	X	X	-	-	X	X	X	X
Calcasieu	Calcasieu Parish Sheriff	X	-	-	X	X	-	-	-	X	X	-
Calcasieu	Lake Charles Police	X	X	X	X	X	X	-	X	X	X	-
E. Baton Rouge	E. Baton Rouge Parish Sheriff	X	-	-	-	-	-	-	-	X	-	-
E. Baton Rouge	Baton Rouge Police	-	X	X	X	X	X	X	X	X	X	X
Jefferson	Jefferson Parish Sheriff	X	X	X	X	-	X	X	X	X	X	-
Jefferson	Kenner Police	-	X	-	X	-	X	-	-	-	-	-
Lafayette	Lafayette Parish Sheriff	-	-	-	-	-	-	-	X	-	-	-
Lafayette	Lafayette Police	-	X	X	X	X	X	X	X	X	X	X
Lafourche	Lafourche Parish Sheriff	X	X	-	X	-	-	-	X	-	-	-
Livingston	Livingston Parish Sheriff	X	-	-	-	-	-	-	-	X	X	-
Morehouse	Morehouse Parish Sheriff	-	-	-	X	X	-	-	-	-	X	-
Orleans	Orleans Parish Sheriff	X	-	-	-	X	-	-	-	X	X	X
Orleans	New Orleans Police	-	X	X	X	X	X	X	X	X	X	-
Ouachita	Ouachita Parish Sheriff	-	-	-	-	-	-	-	-	-	-	-
Ouachita	Monroe Police	X	X	-	X	X	-	-	-	X	X	-
Plaquemines	Plaquemines Parish Sheriff	-	X	X	X	-	X	X	-	X	-	-
Rapides	Rapides Parish Sheriff	X	-	-	-	-	-	-	-	X	X	-
Rapides	Alexandria Police	-	-	-	-	-	X	-	-	-	-	-
St. Charles	St. Charles Parish Sheriff	X	X	X	X	X	-	-	-	-	X	-
St. John the Baptist	St. John the Baptist Sheriff	X	X	-	-	-	-	-	-	X	X	-
St. Landry	St. Landry Parish Sheriff	X	-	-	X	-	-	-	X	X	X	-
St. Martin	St. Martin Parish Sheriff	X	X	X	X	X	X	X	X	X	X	X
St. Tammany	St. Tammany Parish Sheriff	X	-	-	-	X	X	X	X	X	X	-
Terrebonne	Terrebonne Parish Sheriff	X	-	-	X	-	-	-	-	X	X	-
MAINE												
Cumberland	Portland Police	X	X	X	X	X	-	-	X	X	X	X
MARYLAND												
Anne Arundel	Anne Arundel County Police	X	X	X	X	X	-	X	X	X	X	X
Anne Arundel	Annapolis Police	-	-	-	-	-	-	-	X	-	X	-
Baltimore	Baltimore County Police	X	X	X	X	X	X	-	X	X	X	X
Baltimore(city)	Baltimore Police	-	X	X	X	X	-	-	X	X	X	X
Charles	Charles County Sheriff	X	X	X	X	X	-	-	-	X	X	-
Harford	Harford County Sheriff	X	X	X	X	X	-	-	X	X	X	X
Howard	Howard County Police	X	X	X	X	-	-	-	X	X	X	X
Montgomery	Montgomery County Police	X	X	X	X	X	-	-	X	X	X	X
Prince George's	Prince George's County Police	X	X	X	X	X	-	-	-	X	X	X
MASSACHUSETTS												
Bristol	Fall River Police	X	X	X	-	X	X	-	-	X	X	-
Bristol	New Bedford Police	X	X	X	-	-	-	-	-	X	-	-
Bristol	Taunton Police	-	-	-	-	-	-	-	-	X	X	-
Essex	Lawrence Police	-	X	X	-	-	-	-	-	-	X	X
Essex	Lynn Police	X	-	-	X	X	X	-	X	X	X	-
Hampden	Chicopee Police	X	X	-	X	X	X	-	-	X	X	X
Hampden	Holyoke Police	-	X	X	X	X	X	-	-	X	X	-
Hampden	Springfield Police	X	X	X	X	-	-	X	-	X	X	-
Middlesex	Cambridge Police	-	X	X	-	-	-	-	-	-	X	-
Middlesex	Framingham Police	X	-	X	X	X	X	-	-	-	X	-
Middlesex	Lowell Police	-	X	X	X	X	-	-	X	X	X	X
Middlesex	Malden Police	X	X	X	X	X	X	-	-	X	X	X
Middlesex	Medford Police	---	---	---	---	---	---	---	---	---	---	---
Middlesex	Newton Police	X	X	X	X	X	X	X	X	X	X	X
Middlesex	Somerville Police	X	X	X	X	X	X	X	-	-	-	-
Middlesex	Waltham Police	X	-	-	X	X	X	-	X	X	X	X
Norfolk	Brookline Police	X	-	X	X	-	X	-	X	X	X	-
Norfolk	Quincy Police	X	X	X	X	X	X	X	X	X	X	-
Plymouth	Brockton Police	X	X	-	-	X	-	-	-	X	X	-
Suffolk	Boston Police	X	X	X	X	X	X	-	X	X	X	X
Suffolk	Revere Police	---	---	---	---	---	---	---	---	---	---	---
Worcester	Worcester Police	-	X	X	-	-	-	-	-	-	-	-

Table 19a - continued

County	Name of agency	Agencies using computers for:										
		Auto-mated booking	Crime analysis	Crime mapping	Criminal investi-gations	Fleet manage-ment	In-field commu-nications	In-field report writing	Infor-mation sharing	Per-sonnel records	Records manage-ment	Resource allocation
MICHIGAN												
Calhoun	Battle Creek Police	-	X	X	X	-	-	-	X	X	X	X
Genesee	Genesee County Sheriff	X	-	-	-	-	-	-	-	-	X	-
Genesee	Flint Police	X	X	X	X	X	X	-	-	X	X	X
Ingham	Lansing Police	X	X	X	X	X	X	X	X	X	X	X
Kalamazoo	Kalamazoo County Sheriff	X	X	-	X	-	X	-	-	-	-	-
Kalamazoo	Kalamazoo Police	X	X	-	X	-	-	-	X	-	X	-
Kent	Kent County Sheriff	-	-	-	-	-	-	-	-	-	-	-
Kent	Grand Rapids Police	-	X	-	X	-	X	-	X	-	-	-
Kent	Wyoming Police	-	X	X	X	-	X	X	X	X	X	X
Macomb	Macomb County Sheriff	X	-	-	X	-	-	-	-	X	X	-
Macomb	Sterling Heights Police	X	X	-	X	X	X	X	X	X	X	X
Macomb	Warren Police	X	-	-	-	X	X	-	X	X	X	-
Oakland	Oakland County Sheriff	X	X	X	X	X	X	X	X	X	X	-
Oakland	Farmington Hills Police	X	-	-	-	X	X	-	X	X	X	-
Oakland	Pontiac Police	X	X	X	X	X	X	-	-	X	X	-
Oakland	Royal Oak Police	X	-	-	-	-	-	-	X	-	-	-
Oakland	Southfield Police	-	-	-	X	X	-	-	-	-	X	-
Oakland	Troy Police	X	X	-	X	-	X	-	X	X	X	X
Saginaw	Saginaw Police	-	X	X	X	X	X	X	X	X	X	X
Washtenaw	Washtenaw County Sheriff	-	-	-	-	-	-	-	-	-	-	-
Washtenaw	Ann Arbor Police	X	X	X	-	-	-	X	-	X	-	-
Wayne	Wayne County Sheriff	X	-	-	-	-	-	X	-	X	-	-
Wayne	Dearborn Police	X	X	X	X	X	-	-	-	X	X	X
Wayne	Detroit Police	X	X	X	X	-	-	-	X	-	-	-
Wayne	Livonia Police	X	X	-	X	X	X	-	X	X	X	-
Wayne	Taylor Police	X	X	-	X	X	X	X	X	X	X	X
Wayne	Westland Police	X	X	-	X	X	X	X	X	X	X	X
MINNESOTA												
Hennepin	Hennepin County Sheriff	X	X	-	X	-	X	-	X	X	X	X
Hennepin	Bloomington Police	X	X	X	X	X	X	-	X	X	X	X
Hennepin	Minneapolis Police	X	X	X	X	X	X	-	X	X	X	-
Olmsted	Rochester Police	-	X	X	X	X	X	X	X	X	X	X
Ramsey	Ramsey County Sheriff	-	-	-	-	-	-	-	-	-	-	-
Ramsey	St. Paul Police	-	X	X	X	X	X	-	-	X	X	X
St. Louis	Duluth Police	-	-	-	X	X	-	-	X	-	X	-
MISSISSIPPI												
Forrest	Hattiesburg Police	-	X	X	X	-	-	-	-	X	X	-
Harrison	Harrison County Sheriff	-	X	-	X	-	-	-	X	X	X	-
Harrison	Biloxi Police	X	X	-	X	X	-	X	X	X	X	-
Harrison	Gulfport Police	-	-	-	-	X	-	X	-	X	-	-
Hinds	Jackson Police	X	X	X	X	X	-	-	X	X	X	X
Lauderdale	Meridian Police	-	X	X	X	X	-	-	-	X	X	-
Lee	Tupelo Police	-	X	X	-	-	-	X	-	-	-	-
Warren	Vicksburg Police	X	X	-	X	-	X	-	X	X	X	-
Washington	Greenville Police	X	X	-	X	-	-	-	X	-	-	-
MISSOURI												
Boone	Columbia Police	X	X	X	X	X	X	-	-	X	X	-
Buchanan	St. Joseph Police	-	X	X	-	-	-	-	-	-	-	-
Greene	Springfield Police	X	X	X	X	X	X	-	X	X	X	-
Jackson	Independence Police	-	X	X	X	-	-	-	-	-	X	X
Jackson	Kansas City Police	X	X	X	X	X	-	-	X	X	X	X
Jefferson	Jefferson County Sheriff	X	-	-	-	-	-	-	X	X	X	-
St. Charles	St. Charles County Sheriff	-	X	X	X	-	-	-	-	X	X	-
St. Charles	St. Charles Police	---	---	---	---	---	---	---	---	---	---	---
St. Louis	St. Louis County Police	-	X	X	X	X	X	-	X	X	X	X
St. Louis(city)	St. Louis Police	X	X	X	X	X	X	X	X	X	X	X
MONTANA												
Yellowstone	Billings Police	-	X	X	X	-	X	X	X	X	X	-
NEBRASKA												
Douglas	Douglas County Sheriff	X	-	-	X	-	X	-	X	X	X	-
Douglas	Omaha Police	X	X	X	X	X	-	X	X	X	X	X
Lancaster	Lincoln Police	-	X	X	-	-	-	-	-	-	X	-
Sarpy	Sarpy County Sheriff	X	X	-	X	-	X	-	X	X	X	-

Table 19a - continued

County	Name of agency	Agencies using computers for:										
		Auto-mated booking	Crime analysis	Crime mapping	Criminal investigations	Fleet management	In-field communications	In-field report writing	Information sharing	Personnel records	Records management	Resource allocation
NEVADA												
Clark	Las Vegas Metropolitan Police	X	X	X	X	-	X	-	-	X	X	X
Clark	Henderson Police	X	X	X	X	X	-	-	X	X	X	X
Clark	North Las Vegas Police	-	X	X	X	-	-	X	-	-	X	X
Washoe	Washoe County Sheriff	X	-	-	X	-	-	X	X	X	X	-
Washoe	Reno Police	X	X	X	-	-	X	-	-	-	X	-
NEW HAMPSHIRE												
Hillsborough	Manchester Police	-	X	-	X	-	-	X	X	X	X	X
Hillsborough	Nashua Police	-	-	-	-	-	-	-	-	X	X	-
NEW JERSEY												
Atlantic	Atlantic City Police	-	X	X	X	X	X	X	-	-	-	-
Bergen	Hackensack Police	-	-	-	X	X	-	-	X	X	X	-
Camden	Camden Police	X	X	X	X	-	-	-	-	-	X	-
Camden	Cherry Hill Police	-	X	-	-	-	-	-	-	-	X	-
Cape May	Cape May County Sheriff	X	-	-	-	-	-	-	-	X	X	-
Cumberland	Vineland Police	-	X	X	X	-	X	X	X	X	X	X
Essex	Belleville Police	-	-	-	X	-	-	-	X	X	X	-
Essex	Bloomfield Police	-	-	-	-	-	X	-	-	-	-	-
Essex	East Orange Police	-	X	-	X	X	-	-	-	X	X	X
Essex	Irvington Police	-	X	X	X	-	-	-	-	-	-	-
Essex	Montclair Police	X	X	X	X	X	X	-	X	X	X	-
Essex	Newark Police	-	X	-	X	-	-	-	X	X	X	-
Essex	Orange Police	-	-	X	-	-	-	-	-	-	-	-
Essex	West Orange Police	-	X	X	X	X	-	-	-	X	X	-
Hudson	Hudson County Sheriff	X	-	-	-	-	-	-	-	-	-	-
Hudson	Bayonne Police	X	X	X	X	-	X	-	X	X	X	X
Hudson	Hoboken Police	-	X	X	-	-	-	-	X	X	-	-
Hudson	Jersey City Police	X	X	X	X	X	X	X	-	X	X	X
Hudson	Kearny Police	-	-	-	-	-	-	-	-	-	-	-
Hudson	North Bergen Police	-	X	X	X	-	X	X	-	X	X	-
Hudson	Union City Police	X	X	X	X	-	-	-	-	-	-	-
Hudson	West New York Police	-	X	X	X	-	-	-	X	X	X	X
Mercer	Hamilton Police	-	X	X	-	-	-	-	-	-	X	X
Mercer	Trenton Police	-	X	-	X	-	-	-	-	X	X	X
Middlesex	Edison Police	---	---	---	---	---	---	---	---	---	---	---
Middlesex	New Brunswick Police	X	-	-	-	-	-	-	-	-	X	-
Middlesex	Perth Amboy Police	-	X	X	X	X	-	-	-	X	X	-
Middlesex	Woodbridge Police	-	X	X	-	-	X	-	-	-	X	-
Morris	Parsippany Police	-	X	X	-	-	-	-	-	X	X	-
Ocean	Brick Township Police	-	X	-	X	X	X	-	X	X	X	X
Ocean	Dover Township Police	X	X	X	X	X	-	-	-	X	X	X
Passaic	Passaic County Sheriff	X	-	-	-	-	-	-	X	X	X	-
Passaic	Clifton Police	-	X	X	-	X	X	-	-	X	-	X
Passaic	Passaic Police	X	X	X	X	-	-	-	-	-	X	-
Passaic	Paterson Police	---	---	---	---	---	---	---	---	---	---	---
Passaic	Wayne Police	-	X	X	X	-	-	-	-	X	X	X
Union	Elizabeth Police	X	X	X	X	X	-	-	-	X	X	X
Union	Linden Police	X	-	X	-	-	X	-	-	X	X	-
Union	Plainfield Police	X	X	-	-	X	-	-	X	X	X	-
Union	Union Police	-	X	-	X	X	X	-	-	X	X	-
NEW MEXICO												
Bernalillo	Bernalillo County Sheriff	-	X	-	X	X	X	-	X	X	-	-
Bernalillo	Albuquerque Police	-	X	X	X	-	X	-	X	X	X	-
Dona Ana	Las Cruces Police	X	X	-	-	X	-	-	X	X	X	-
Santa Fe	Santa Fe Police	-	X	-	X	-	-	-	-	X	X	-
NEW YORK												
Albany	Albany County Sheriff	-	-	-	-	X	-	-	-	X	X	-
Albany	Albany Police	X	-	X	X	-	X	-	-	X	X	-
Albany	Colonie Police	X	-	-	X	X	X	-	X	X	X	X
Broome	Binghamton Police	X	X	X	X	X	-	-	-	X	X	-
Dutchess	Dutchess County Sheriff	X	X	X	X	X	-	-	X	X	X	X
Erie	Erie County Sheriff	-	-	-	-	-	X	-	X	-	-	-
Erie	Amherst Police	X	X	X	X	-	X	-	X	X	X	X
Erie	Buffalo Police	X	X	X	X	X	X	-	X	X	X	X
Erie	Cheektowaga Police	X	X	X	X	X	X	X	X	X	X	X
Erie	Tonawanda Police	X	X	X	X	-	X	-	X	X	X	X
Monroe	Monroe County Sheriff	X	X	-	-	X	-	-	X	-	X	-
Monroe	Rochester Police	X	X	X	X	X	X	-	X	-	X	-

Table 19a - continued

County	Name of agency	Agencies using computers for:										
		Auto-mated booking	Crime analysis	Crime mapping	Criminal investi-gations	Fleet manage-ment	In-field commu-nications	In-field report writing	Infor-mation sharing	Per-sonnel records	Records manage-ment	Resource allocation
NEW YORK (cont)												
Nassau	Nassau County Police	-	X	X	X	X	-	X	X	-	X	X
Nassau	Hempstead Police	X	X	X	X	-	X	X	-	X	-	-
New York City	New York City Police	X	X	X	X	X	-	-	-	X	X	-
Niagara	Niagara County Sheriff	X	-	-	X	X	X	-	-	-	X	-
Niagara	Niagara Falls Police	-	X	X	X	-	X	-	X	X	X	X
Oneida	Utica Police	-	X	X	X	X	-	-	-	X	X	-
Onondaga	Onondaga County Sheriff	X	-	-	-	-	-	-	-	-	-	-
Onondaga	Syracuse Police	-	X	X	X	-	X	X	X	-	X	-
Rensselaer	Troy Police	-	X	-	X	-	-	-	-	-	X	-
Rockland	Rockland County Sheriff	-	X	X	X	X	X	-	X	X	X	-
Rockland	Clarkstown Police	-	X	X	X	X	X	X	-	X	X	-
Rockland	Ramapo Police	-	-	-	-	-	X	-	-	-	X	-
Schenectady	Schenectady Police	X	X	X	X	-	X	-	X	X	X	-
Suffolk	Suffolk County Sheriff	-	-	-	X	X	-	-	X	-	X	X
Suffolk	Suffolk County Police	-	-	-	-	X	-	-	-	X	-	-
Westchester	Westchester County Police	X	X	-	X	X	X	-	X	X	X	-
Westchester	Greenburgh Police	X	X	X	X	-	X	X	X	X	X	-
Westchester	Mt. Vernon Police	-	X	X	X	-	-	-	-	X	X	-
Westchester	New Rochelle Police	X	X	X	X	X	X	X	X	X	X	X
Westchester	White Plains Police	X	X	-	X	-	X	-	X	X	X	X
Westchester	Yonkers Police	-	X	-	-	X	-	-	-	X	-	-
NORTH CAROLINA												
Alamance	Burlington Police	X	X	-	X	X	X	-	-	X	X	X
Buncombe	Buncombe County Sheriff	X	X	X	X	X	X	-	X	X	X	X
Buncombe	Asheville Police	X	X	X	X	-	X	-	X	X	X	-
Cabarrus	Cabarrus County Sheriff	X	X	X	X	-	X	X	-	X	X	-
Catawba	Hickory Police	-	X	X	-	-	-	-	-	X	-	-
Cumberland	Cumberland County Sheriff	X	X	X	X	-	X	-	X	X	X	X
Cumberland	Fayetteville Police	-	X	X	-	-	X	-	-	X	X	-
Davidson	Davidson County Sheriff	-	X	-	X	X	-	-	-	X	X	-
Durham	Durham County Sheriff	X	X	-	X	-	-	X	-	-	X	-
Durham	Durham Police	X	X	X	X	-	-	X	-	-	X	-
Forsyth	Forsyth County Sheriff	-	-	-	X	-	-	-	-	X	X	-
Forsyth	Winston-Salem Police	X	X	X	-	X	X	-	X	-	X	-
Gaston	Gaston County Police	-	X	X	X	X	X	-	X	X	X	-
Gaston	Gastonia Police	-	X	X	X	-	-	-	-	-	X	-
Guilford	Guilford County Sheriff	X	X	X	X	X	X	X	X	X	X	-
Guilford	Greensboro Police	-	X	X	X	X	X	X	X	X	X	X
Guilford	High Point Police	-	X	X	-	-	-	-	-	X	X	-
Mecklenburg	Charlotte-Mecklenburg Police	-	X	X	X	X	X	X	X	X	X	X
Nash	Rocky Mount Police	X	X	X	X	X	X	X	X	X	X	X
New Hanover	Wilmington Police	-	X	X	X	-	-	-	-	X	-	-
Orange	Orange County Sheriff	X	X	-	X	X	-	X	-	X	X	X
Pitt	Greenville Police	X	X	-	-	-	X	X	-	-	X	X
Rowan	Rowan County Sheriff	X	-	-	X	-	X	X	X	X	X	X
Union	Union County Sheriff	X	-	-	X	-	X	X	-	-	X	-
Wake	Wake County Sheriff	X	X	X	X	X	X	X	X	X	X	-
Wake	Raleigh Police	-	X	-	X	X	X	-	-	-	X	-
Wilson	Wilson Police	X	X	X	X	-	-	-	-	-	X	-
OHIO												
Butler	Butler County Sheriff	X	-	-	-	-	X	-	-	X	X	-
Butler	Hamilton Police	-	X	-	-	-	-	-	X	X	X	-
Clark	Clark County Sheriff	X	-	-	X	-	-	X	X	-	-	-
Clark	Springfield Police	X	X	-	X	-	-	-	X	-	X	-
Cuyahoga	Cleveland Police	X	X	X	X	-	-	-	-	X	X	-
Cuyahoga	Cleveland Heights Police	X	X	X	X	X	X	X	-	X	X	X
Cuyahoga	Euclid Police	-	-	-	-	-	-	-	X	-	X	-
Franklin	Franklin County Sheriff	X	X	-	X	-	-	-	X	X	X	-
Franklin	Columbus Police	X	X	X	X	X	-	-	X	X	X	-
Hamilton	Hamilton County Sheriff	-	X	X	X	X	-	-	X	-	X	X
Hamilton	Cincinnati Police	-	X	X	X	X	X	-	X	X	X	X
Lorain	Lorain Police	X	-	-	X	X	-	-	-	-	X	-
Lucas	Lucas County Sheriff	X	-	-	-	-	-	-	X	-	X	-
Lucas	Toledo Police	-	X	X	-	-	-	-	-	X	X	-
Mahoning	Youngstown Police	-	-	-	-	-	-	-	-	-	X	-
Montgomery	Montgomery County Sheriff	X	X	-	X	-	-	-	-	X	X	X
Montgomery	Dayton Police	X	X	X	-	-	-	-	-	-	-	-
Stark	Stark County Sheriff	X	X	-	X	-	-	X	X	-	X	-
Stark	Canton Police	-	-	-	X	-	-	-	X	X	X	-
Summit	Summit County Sheriff	X	-	-	-	X	-	-	-	-	-	-
Summit	Akron Police	-	X	X	X	X	X	X	X	-	X	-

Table 19a - continued

County	Name of agency	Agencies using computers for:										
		Auto- mated booking	Crime analysis	Crime mapping	Criminal investi- gations	Fleet manage- ment	In-field commu- nications	In-field report writing	Infor- mation sharing	Per- sonnel records	Records manage- ment	Resource allocation
OKLAHOMA												
Cleveland	Norman Police	-	X	X	X	X	-	-	-	-	X	-
Comanche	Lawton Police	X	-	-	X	X	-	-	-	-	X	-
Oklahoma	Oklahoma County Sheriff	X	-	-	X	X	-	-	-	X	X	-
Oklahoma	Oklahoma City Police	X	X	X	X	X	X	-	X	X	X	-
Tulsa	Tulsa County Sheriff	-	X	X	X	X	-	X	-	X	-	-
Tulsa	Tulsa Police	-	X	X	X	X	-	X	-	X	X	X
OREGON												
Clackamas	Clackamas County Sheriff	X	X	X	X	X	X	X	X	-	X	X
Douglas	Douglas County Sheriff	X	-	-	X	-	-	X	-	-	X	X
Jackson	Jackson County Sheriff	X	X	X	X	-	-	-	X	-	X	-
Lane	Lane County Sheriff	X	X	X	X	-	-	-	X	X	X	X
Lane	Eugene Police	X	-	-	-	-	-	-	-	-	X	-
Marion	Salem Police	-	X	X	X	-	X	X	X	-	X	X
Multnomah	Gresham Police	-	X	X	X	-	X	-	X	-	X	X
Multnomah	Portland Police	-	X	X	X	-	X	-	X	X	X	X
Washington	Washington County Sheriff	X	X	X	X	-	X	-	-	X	X	-
Washington	Beaverton Police	X	X	X	X	-	-	-	-	-	X	-
PENNSYLVANIA												
Allegheny	Allegheny County Sheriff	X	-	-	-	-	-	-	-	X	X	X
Allegheny	Allegheny County Police	-	-	-	X	X	-	X	-	X	X	-
Allegheny	Pittsburgh Police	-	X	X	X	-	-	-	X	X	X	X
Berks	Reading Police	-	X	X	X	X	X	X	-	-	X	X
Dauphin	Harrisburg Police	X	X	X	X	X	X	X	X	X	X	X
Delaware	Chester Police	-	X	X	-	-	-	-	-	-	-	-
Delaware	Upper Darby Township Police	X	-	-	X	-	-	-	-	X	X	-
Erie	Erie Police	-	X	X	X	X	-	-	-	X	X	-
Lackawanna	Scranton Police	X	X	-	X	-	-	X	X	X	X	-
Lancaster	Lancaster Police	X	-	X	-	-	X	-	-	-	-	-
Lehigh	Allentown Police	-	-	-	-	-	-	-	X	-	-	-
Montgomery	Lower Merion Township Police	X	X	-	X	-	-	X	-	X	X	-
Northampton	Bethlehem Police	-	-	-	X	-	-	-	-	X	X	-
Philadelphia	Philadelphia Police	X	X	X	X	X	-	-	X	X	X	-
RHODE ISLAND												
Kent	Warwick Police	-	-	-	X	X	X	-	-	-	X	-
Providence	Cranston Police	X	-	-	X	-	-	-	-	-	-	-
Providence	Pawtucket Police	X	X	X	X	-	-	-	-	-	-	-
Providence	Providence Police	X	X	X	-	-	-	-	-	X	X	-
SOUTH CAROLINA												
Anderson	Anderson County Sheriff	-	X	-	X	X	-	X	X	X	X	X
Beaufort	Beaufort County Sheriff	X	X	X	X	-	-	-	-	X	X	-
Charleston	Charleston County Sheriff	X	X	-	X	-	-	-	-	X	X	X
Charleston	Charleston Police	X	X	-	X	X	-	-	X	X	X	X
Charleston	North Charleston Police	-	X	X	X	-	-	X	-	X	X	-
Florence	Florence County Sheriff	X	X	-	X	X	-	-	X	X	X	X
Greenville	Greenville County Sheriff	-	X	X	X	X	X	X	X	-	X	X
Greenville	Greenville Police	-	X	X	X	-	-	-	X	X	X	X
Horry	Horry County Police	-	-	-	X	X	-	-	X	-	X	X
Horry	Myrtle Beach Police	-	X	X	X	X	X	-	-	X	X	-
Lexington	Lexington County Sheriff	X	X	X	X	X	-	-	X	X	X	X
Richland	Richland County Sheriff	-	X	X	X	X	-	-	-	X	X	-
Richland	Columbia Police	-	X	X	X	-	-	-	-	X	X	X
Spartanburg	Spartanburg County Sheriff	-	X	X	X	X	-	-	-	X	X	X
Spartanburg	Spartanburg Police	-	X	X	X	-	-	-	-	-	X	-
SOUTH DAKOTA												
Minnehaha	Sioux Falls Police	X	X	X	-	X	X	-	-	-	X	-
TENNESSEE												
Blount	Blount County Sheriff	X	X	X	-	-	X	X	-	-	-	-
Davidson	Nashville Metropolitan Police	X	X	X	X	X	X	-	-	-	-	-
Hamilton	Hamilton County Sheriff	-	-	-	-	-	-	-	-	-	-	-
Hamilton	Chattanooga Police	-	X	X	X	X	-	-	X	X	X	X
Knox	Knox County Sheriff	X	-	-	-	-	-	-	-	X	-	-
Knox	Knoxville Police	-	X	X	-	-	X	X	-	-	X	-

Table 19a - continued

County	Name of agency	Agencies using computers for:										
		Auto- mated booking	Crime analysis	Crime mapping	Criminal investi- gations	Fleet manage- ment	In-field commu- nications	In-field report writing	Informa- tion sharing	Per- sonnel records	Records manage- ment	Resource allocation
TENNESSEE (cont)												
Madison	Jackson Police	X	X	X	X	-	-	-	-	-	X	-
Montgomery	Clarksville Police	-	X	X	X	X	-	-	-	X	X	X
Rutherford	Murfreesboro Police	-	-	-	X	-	-	-	X	X	X	-
Shelby	Shelby County Sheriff	-	-	-	-	-	-	-	-	-	-	-
Shelby	Memphis Police	X	X	X	X	X	X	-	X	X	X	X
Sullivan	Sullivan County Sheriff	X	X	-	X	X	-	-	X	-	X	-
Washington	Johnson City Police	-	X	X	X	X	-	X	X	X	X	X
TEXAS												
Bell	Killeen Police	X	X	-	X	-	-	-	X	-	X	-
Bell	Temple Police	-	X	-	-	-	-	-	X	-	-	-
Bexar	Bexar County Sheriff	X	X	X	X	X	X	-	X	X	X	X
Bexar	San Antonio Police	-	X	X	X	X	X	-	X	X	X	X
Brazoria	Brazoria County Sheriff	X	X	-	X	-	X	X	-	X	X	-
Cameron	Brownsville Police	X	-	-	X	X	X	-	-	X	X	X
Cameron	Harlingen Police	-	-	-	-	-	-	-	-	-	X	-
Collin	Plano Police	X	X	X	X	X	X	-	X	X	X	X
Dallas	Dallas County Sheriff	X	X	-	-	-	X	X	-	-	-	-
Dallas	Carrollton Police	X	-	X	X	-	-	-	X	X	X	-
Dallas	Dallas Police	-	X	X	X	-	-	X	X	X	X	X
Dallas	Garland Police	X	X	X	X	X	X	-	X	-	-	-
Dallas	Grand Prairie Police	X	X	X	X	X	-	-	-	X	X	-
Dallas	Irving Police	X	X	X	X	X	X	X	X	X	X	X
Dallas	Mesquite Police	X	X	X	X	-	-	-	-	-	-	-
Dallas	Richardson Police	X	X	X	X	-	-	-	-	X	X	-
Denton	Denton County Sheriff	-	-	-	X	X	-	-	X	X	X	X
Denton	Denton Police	-	X	-	X	-	X	-	-	X	X	-
Ector	Odessa Police	-	X	X	X	-	-	-	-	-	X	-
El Paso	El Paso County Sheriff	X	X	-	X	-	X	-	-	-	-	-
El Paso	El Paso Police	-	X	X	X	X	X	-	X	X	X	X
Fort Bend	Fort Bend County Sheriff	X	X	X	X	-	-	-	X	X	X	-
Galveston	Galveston County Sheriff	-	-	-	-	-	-	-	-	-	-	-
Galveston	Galveston Police	X	X	X	X	X	X	-	-	X	X	X
Gregg	Longview Police	-	X	X	X	X	-	-	-	X	X	X
Harris	Harris County Sheriff	X	X	X	-	X	X	X	X	X	X	X
Harris	Baytown Police	X	X	X	X	X	X	X	X	X	X	X
Harris	Houston Police	X	X	X	X	X	X	X	-	X	X	-
Harris	Pasadena Police	X	-	-	-	-	-	-	-	-	X	-
Hidalgo	Hidalgo County Sheriff	X	X	-	X	-	-	-	X	X	X	X
Hidalgo	McAllen Police	X	X	X	X	-	-	-	X	X	X	X
Jefferson	Beaumont Police	-	X	-	X	X	X	X	-	-	X	-
Jefferson	Port Arthur Police	-	X	X	X	-	X	X	-	X	X	-
Lubbock	Lubbock Police	X	X	X	X	-	X	-	X	-	X	-
McLennan	McLennan County Sheriff	-	-	-	-	-	-	-	-	-	-	-
McLennan	Waco Police	-	X	X	X	-	X	-	X	X	X	-
Midland	Midland Police	-	-	-	X	X	X	-	-	X	X	X
Montgomery	Montgomery County Sheriff	X	X	X	X	X	X	X	X	X	X	X
Nueces	Nueces County Sheriff	X	X	X	X	X	X	X	X	-	X	X
Nueces	Corpus Christi Police	-	X	X	X	-	X	X	X	X	X	-
Potter	Amarillo Police	X	X	-	X	-	X	-	X	X	X	-
Smith	Smith County Sheriff	X	-	X	X	X	-	X	-	X	-	-
Smith	Tyler Police	X	X	X	X	X	X	X	X	X	X	X
Tarrant	Tarrant County Sheriff	-	-	-	-	-	-	-	-	-	-	-
Tarrant	Arlington Police	X	X	X	X	-	X	-	X	X	X	-
Tarrant	Fort Worth Police	-	X	X	X	X	X	X	X	X	X	X
Taylor	Abilene Police	X	-	X	X	-	X	-	X	-	X	-
Tom Green	San Angelo Police	-	-	-	-	-	-	-	-	X	X	-
Travis	Travis County Sheriff	X	X	X	X	X	-	X	-	X	X	-
Travis	Austin Police	-	X	X	X	X	X	X	X	X	X	X
Victoria	Victoria County Sheriff	X	-	X	X	X	-	X	-	X	X	-
Webb	Webb County Sheriff	X	-	-	-	-	-	-	-	X	-	-
Webb	Laredo Police	X	X	-	X	-	X	-	X	X	X	-
Wichita	Wichita Falls Police	-	X	-	X	-	-	-	-	X	X	X
Williamson	Williamson County Sheriff	X	X	X	X	X	-	-	X	X	X	-
UTAH												
Salt Lake	Salt Lake County Sheriff	X	X	X	X	X	X	X	X	X	X	X
Salt Lake	Salt Lake City Police	-	X	X	X	X	X	X	X	X	X	-
Salt Lake	West Valley City Police	-	X	X	X	X	X	X	X	-	X	-
Utah	Utah County Sheriff	X	X	X	X	X	X	X	X	X	X	X
Weber	Ogden Police	-	X	-	X	-	X	-	X	X	X	-

Table 19a - continued

County	Name of agency	Agencies using computers for:										
		Auto-mated booking	Crime analysis	Crime mapping	Criminal investi-gations	Fleet manage-ment	In-field commun-ications	In-field report writing	Infor-mation sharing	Per-sonnel records	Records manage-ment	Resource allocation
VIRGINIA												
Albemarle	Albemarle County Police	X	X	X	-	X	-	-	X	X	X	X
Alexandria(city)	Alexandria Police	-	X	X	X	X	X	X	X	X	X	X
Arlington	Arlington County Police	-	X	X	X	X	X	-	X	X	X	X
Chesapeake(city)	Chesapeake Police	-	X	X	-	-	-	-	X	X	X	X
Chesterfield	Chesterfield County Police	X	X	X	X	X	-	-	X	X	X	X
Danville(city)	Danville Police	-	-	-	X	-	-	-	X	X	-	X
Fairfax	Fairfax County Police	X	X	X	X	X	X	X	X	X	X	X
Hampton(city)	Hampton Police	-	X	X	X	-	-	-	X	X	X	X
Hanover	Hanover County Sheriff	X	X	X	X	X	-	-	X	X	X	X
Henrico	Henrico County Police	X	X	X	X	X	X	-	X	X	X	X
Loudoun	Loudoun County Sheriff	-	X	X	-	-	-	X	-	X	X	X
Lynchburg(city)	Lynchburg Police	X	X	X	-	X	-	-	-	X	X	X
Newport News(city)	Newport News Police	X	X	X	X	X	-	X	-	X	-	-
Norfolk(city)	Norfolk Police	-	X	X	X	-	X	-	X	X	X	X
Portsmouth(city)	Portsmouth Police	-	X	X	X	X	-	-	X	X	X	X
Prince William	Prince William County Police	-	X	X	X	X	-	-	X	X	X	X
Richmond(city)	Richmond Police	X	X	X	X	X	X	-	X	X	X	X
Roanoke(city)	Roanoke Police	-	X	-	-	-	X	-	-	X	X	X
Suffolk(city)	Suffolk Police	X	X	-	-	X	-	-	X	X	X	X
Virginia Beach(city)	Virginia Beach Police	X	X	X	X	-	X	-	-	X	X	X
WASHINGTON												
Clark	Clark County Sheriff	-	X	X	X	X	-	X	X	-	X	X
Clark	Vancouver Police	-	X	X	X	-	X	X	X	X	-	-
King	King County Sheriff	-	X	X	X	X	X	X	X	X	X	X
King	Bellevue Police	-	X	-	X	-	-	-	-	X	X	-
King	Federal Way Police	-	X	-	X	X	X	-	-	X	X	-
King	Kent Police	X	X	X	X	X	X	X	X	-	X	-
King	Seattle Police	X	X	X	X	X	X	X	X	X	X	X
Kitsap	Kitsap County Sheriff	X	X	-	X	-	-	-	X	-	X	-
Pierce	Pierce County Sheriff	-	X	X	-	-	-	-	-	-	-	-
Pierce	Tacoma Police	X	X	X	-	X	X	X	X	X	X	X
Snohomish	Snohomish County Sheriff	X	X	X	X	X	X	X	-	X	X	X
Snohomish	Everett Police	X	X	X	X	X	X	X	X	X	X	X
Spokane	Spokane County Sheriff	X	X	X	X	-	-	-	-	-	-	-
Spokane	Spokane Police	X	X	X	X	X	X	-	X	X	X	X
Thurston	Thurston County Sheriff	-	X	-	X	X	-	-	-	X	X	X
Yakima	Yakima Police	X	X	X	X	-	X	-	X	-	X	-
WEST VIRGINIA												
Cabell	Huntington Police	-	X	X	-	-	-	-	-	-	X	-
Kanawha	Charleston Police	-	X	-	X	X	X	-	X	X	X	-
WISCONSIN												
Brown	Brown County Sheriff	X	X	X	X	-	X	X	X	X	X	-
Brown	Green Bay Police	-	X	X	X	X	X	-	X	-	X	X
Dane	Dane County Sheriff	-	-	-	-	X	X	-	X	X	X	-
Dane	Madison Police	X	X	-	X	X	X	X	X	X	X	X
Kenosha	Kenosha County Sheriff	-	-	-	X	-	X	-	-	X	X	X
Kenosha	Kenosha Police	-	X	-	X	X	X	-	X	X	X	X
Milwaukee	Milwaukee County Sheriff	X	-	-	-	-	X	-	X	X	X	X
Milwaukee	Milwaukee Police	X	X	X	X	X	X	X	X	X	X	-
Milwaukee	West Allis Police	X	X	-	X	-	X	-	X	X	X	X
Outgamie	Appleton Police	-	X	-	X	-	X	-	X	X	X	X
Racine	Racine County Sheriff	X	-	-	-	X	-	-	X	X	-	-
Racine	Racine Police	-	X	X	X	X	X	X	X	X	X	-
Waukesha	Waukesha County Sheriff	X	-	-	-	X	X	-	-	X	X	-
Waukesha	Waukesha Police	-	-	-	-	X	-	-	-	X	X	-

Note: Codes for computerized functions are as follows:

"X"=Agency uses computers for that function.
 "-"=Agency does not use computers for function.

---Data were not provided by an agency.

Table 20a. Computerized information files maintained by local law enforcement agencies, 2000

County	Name of agency	Agencies maintaining computerized files pertaining to:											
		Alarms	Arrests	Calls for service	Crime analysis (linked)	Criminal history	Incident reports	Stolen property	Traffic accidents	Traffic citations	Traffic stops	Use-of-force incidents	Warrants
ALABAMA													
Etowah	Gadsden Police	X	X	X	X	X	X	X	X	X	X	X	X
Houston	Dothan Police	X	X	X	X	X	X	X	X	X	X	-	X
Jefferson	Jefferson County Sheriff	X	X	X	-	-	X	X	X	X	-	X	X
Jefferson	Bessemer Police	-	X	X	-	X	X	X	X	X	-	-	X
Jefferson	Birmingham Police	-	X	X	X	-	X	X	X	-	X	X	X
Jefferson	Hoover Police	X	X	X	X	X	X	X	X	X	X	X	X
Madison	Huntsville Police	X	X	X	X	X	X	X	X	-	X	X	X
Mobile	Mobile County Sheriff	-	X	-	-	X	X	X	-	-	-	-	X
Mobile	Mobile Police	X	X	X	X	X	X	X	X	X	-	X	X
Montgomery	Montgomery County Sheriff	-	X	X	-	X	X	X	-	-	-	-	X
Montgomery	Montgomery Police	-	X	X	X	X	X	X	X	-	-	X	X
Morgan	Decatur Police	X	X	X	-	-	X	X	-	-	-	-	X
Tuscaloosa	Tuscaloosa Police	X	X	X	X	X	X	X	-	X	X	X	X
ALASKA													
Anchorage	Anchorage Police	X	X	X	X	-	X	X	X	X	-	X	X
ARIZONA													
Maricopa	Maricopa County Sheriff	---	---	---	---	---	---	---	---	---	---	---	---
Maricopa	Chandler Police	X	X	X	-	-	X	-	X	X	X	X	X
Maricopa	Glendale Police	-	X	X	X	-	X	X	X	-	-	X	X
Maricopa	Mesa Police	X	X	X	X	X	X	X	X	X	X	X	X
Maricopa	Phoenix Police	X	X	X	X	X	X	X	X	X	-	X	X
Maricopa	Scottsdale Police	-	-	X	-	-	-	-	-	X	-	X	-
Maricopa	Tempe Police	X	X	X	X	X	X	X	X	X	X	X	X
Pima	Pima County Sheriff	X	X	X	X	X	X	X	X	X	X	X	X
Pima	Tucson Police	-	-	X	-	X	X	X	X	-	-	-	-
Pinal	Pinal County Sheriff	X	X	X	-	X	X	X	X	X	X	-	X
Yuma	Yuma Police	X	X	X	-	X	X	X	X	X	X	-	-
ARKANSAS													
Craighead	Jonesboro Police	X	X	X	-	X	X	X	-	X	-	-	X
Jefferson	Pine Bluff Police	X	X	X	X	X	X	X	-	X	-	-	X
Pulaski	Pulaski County Sheriff	X	X	X	-	-	-	-	-	-	-	-	X
Pulaski	Little Rock Police	X	X	X	X	X	X	X	X	X	X	X	X
Pulaski	North Little Rock Police	X	X	X	-	-	X	X	X	X	X	X	X
Sebastian	Fort Smith Police	X	X	X	-	-	X	X	X	-	-	X	-
CALIFORNIA													
Alameda	Alameda County Sheriff	-	X	X	X	X	X	X	-	-	X	X	X
Alameda	Alameda Police	X	X	X	X	-	-	X	-	X	-	X	-
Alameda	Berkeley Police	-	X	X	X	-	X	-	X	X	-	-	-
Alameda	Fremont Police	X	X	X	X	-	X	X	-	X	X	-	-
Alameda	Hayward Police	X	X	X	-	X	X	X	X	-	X	-	X
Alameda	Oakland Police	X	X	X	X	X	X	X	X	X	X	X	X
Butte	Butte County Sheriff	-	X	X	-	-	X	X	-	-	-	-	-
Contra Costa	Contra Costa County Sheriff	X	X	X	X	X	X	X	X	X	X	X	X
Contra Costa	Concord Police	X	X	X	X	X	X	X	X	X	-	-	X
Contra Costa	Richmond Police	X	X	X	-	X	X	X	X	X	-	X	-
El Dorado	El Dorado County Sheriff	X	X	X	X	-	X	-	X	X	X	-	X
Fresno	Fresno County Sheriff	X	X	X	X	X	X	X	X	X	X	X	X
Fresno	Fresno Police	X	X	X	X	X	X	X	X	-	-	-	X
Kern	Kern County Sheriff	-	X	-	-	-	-	-	-	-	X	-	-
Kern	Bakersfield Police	X	X	X	-	X	X	X	X	X	X	X	X
Los Angeles	Los Angeles County Sheriff	X	X	X	X	X	X	X	X	X	X	X	X
Los Angeles	Beverly Hills Police	X	X	X	-	X	X	X	X	X	X	-	X
Los Angeles	Burbank Police	X	X	X	X	X	X	X	X	X	-	-	-
Los Angeles	Culver City Police	-	-	-	-	-	-	-	-	-	-	-	-
Los Angeles	Downey Police	X	X	X	X	X	X	X	X	X	-	-	X
Los Angeles	El Monte Police	X	X	X	X	-	X	X	X	X	X	-	-
Los Angeles	Glendale Police	X	-	X	-	-	X	-	X	X	-	-	-
Los Angeles	Inglewood Police	-	-	X	-	X	X	-	X	X	-	X	X
Los Angeles	Long Beach Police	X	X	X	-	X	X	-	X	X	X	X	-
Los Angeles	Los Angeles Police	X	X	X	X	X	X	X	X	X	X	X	X
Los Angeles	Pasadena Police	X	X	X	-	-	X	X	-	X	-	-	X
Los Angeles	Pomona Police	-	X	X	X	-	X	-	-	-	-	-	-
Los Angeles	Redondo Beach Police	X	X	X	X	X	X	X	X	X	X	X	X
Los Angeles	Santa Monica Police	X	X	X	-	X	X	-	X	X	X	-	-
Los Angeles	Torrance Police	X	X	X	X	X	X	X	X	-	-	-	X
Los Angeles	West Covina Police	X	X	X	X	-	X	X	X	X	X	-	X
Los Angeles	Whittier Police	X	X	X	-	X	X	-	X	X	X	-	-

Table 20a - continued

County	Name of agency	Agencies maintaining computerized files pertaining to:											Use-of-force incidents	Warrants
		Alarms	Arrests	Calls for service	Crime analysis (linked)	Criminal history	Incident reports	Stolen property	Traffic accidents	Traffic citations	Traffic stops			
CALIFORNIA (cont)														
Marin	Marin County Sheriff	-	X	X	X	-	X	-	-	-	-	-	-	-
Monterey	Monterey County Sheriff	X	X	X	-	X	X	X	-	X	-	-	-	X
Monterey	Salinas Police	X	X	X	X	X	X	X	X	X	X	X	X	-
Orange	Orange County Sheriff-Coroner	-	X	X	-	-	X	-	X	-	-	-	-	X
Orange	Anaheim Police	X	X	X	-	X	X	X	X	-	-	X	X	-
Orange	Brea Police	X	X	X	X	X	-	X	X	-	-	-	-	X
Orange	Costa Mesa Police	---	---	---	---	---	---	---	---	---	---	---	---	---
Orange	Fullerton Police	X	X	X	X	X	X	X	X	X	-	-	-	X
Orange	Garden Grove Police	X	X	X	X	X	X	X	X	X	X	X	X	X
Orange	Huntington Beach Police	X	X	X	X	X	X	X	X	X	X	X	X	X
Orange	Irvine Police	X	X	X	-	-	-	X	X	X	X	X	-	-
Orange	Newport Beach Police	X	X	X	X	X	X	-	X	X	X	X	X	-
Orange	Orange Police	X	X	X	-	-	X	X	X	-	X	-	-	X
Orange	Santa Ana Police	X	X	X	X	X	X	X	X	-	-	X	-	-
Orange	Westminster Police	X	X	X	X	X	X	X	X	-	X	-	-	-
Placer	Placer County Sheriff	X	X	X	X	X	X	-	X	X	X	-	-	X
Riverside	Riverside County Sheriff	X	X	X	X	X	X	X	X	X	X	X	X	X
Riverside	Corona Police	X	X	X	-	X	X	X	X	X	X	X	-	-
Riverside	Riverside Police	X	X	X	X	X	-	X	X	X	X	X	X	-
Sacramento	Sacramento County Sheriff	X	X	X	X	X	X	X	X	X	X	X	X	X
Sacramento	Sacramento Police	X	X	X	X	X	X	X	X	X	X	X	-	-
San Bernardino	San Bernardino County Sheriff	-	X	X	X	X	X	X	-	-	-	-	X	X
San Bernardino	Fontana Police	X	X	X	X	X	X	X	X	X	-	-	-	-
San Bernardino	Ontario Police	X	X	X	X	-	X	-	X	X	X	-	-	-
San Bernardino	Rialto Police	X	X	X	-	-	X	-	X	X	-	-	-	X
San Bernardino	San Bernardino Police	X	X	X	X	-	X	X	X	X	X	-	-	-
San Diego	San Diego County Sheriff	X	X	X	-	X	X	X	X	X	-	-	-	X
San Diego	Chula Vista Police	X	X	X	X	X	X	X	X	X	X	-	-	X
San Diego	El Cajon Police	X	-	X	-	-	X	-	-	-	-	-	-	-
San Diego	Escondido Police	X	X	X	X	-	X	X	X	X	X	X	-	-
San Diego	Oceanside Police	-	X	X	-	-	X	X	X	X	-	-	-	-
San Diego	San Diego Police	X	X	X	X	X	X	X	X	X	X	-	-	-
San Francisco	San Francisco Police	X	X	X	X	X	X	X	X	X	X	X	X	X
San Joaquin	San Joaquin County Sheriff	X	X	X	X	X	X	X	X	X	X	X	-	X
San Joaquin	Stockton Police	X	X	X	X	-	X	X	X	X	X	X	X	X
San Luis Obispo	San Luis Obispo County Sheriff	-	X	X	-	-	X	X	-	-	-	-	-	X
San Mateo	San Mateo County Sheriff	-	X	X	X	-	X	X	-	-	-	-	-	X
San Mateo	Daly City Police	X	X	X	-	-	X	X	X	X	X	-	-	X
San Mateo	San Mateo Police	X	X	X	X	-	X	-	X	X	-	-	-	-
Santa Barbara	Santa Barbara County Sheriff	X	X	X	X	X	X	X	X	X	-	X	X	X
Santa Barbara	Santa Barbara Police	X	X	X	X	-	X	X	X	X	X	-	-	X
Santa Clara	Santa Clara County Sheriff	X	X	X	X	X	X	X	X	X	X	-	-	X
Santa Clara	San Jose Police	X	X	X	X	X	X	X	X	X	X	X	X	X
Santa Clara	Santa Clara Police	-	-	-	-	-	-	-	-	-	-	-	-	-
Santa Clara	Sunnyvale Police	X	X	X	X	X	X	X	X	X	X	-	-	X
Santa Cruz	Santa Cruz County Sheriff	-	X	X	X	X	-	-	-	-	-	-	-	X
Shasta	Shasta County Sheriff	X	X	X	-	-	X	X	-	X	-	-	-	X
Solano	Fairfield Police	X	X	X	-	X	X	-	X	X	X	-	-	-
Solano	Vallejo Police	X	X	X	-	X	X	-	X	X	-	-	-	-
Sonoma	Sonoma County Sheriff-Coroner	X	X	X	X	X	X	X	X	X	X	-	-	X
Sonoma	Santa Rosa Police	X	X	X	X	-	-	-	X	X	-	-	-	-
Stanislaus	Stanislaus County Sheriff	X	X	-	-	-	X	X	X	X	-	-	-	X
Stanislaus	Modesto Police	X	X	-	-	-	X	X	X	X	X	X	X	X
Tulare	Tulare County Sheriff	-	X	X	-	X	X	X	-	-	X	-	-	X
Tulare	Visalia Police	X	X	X	X	X	X	X	X	X	-	-	-	X
Ventura	Ventura County Sheriff	-	X	X	X	X	X	X	X	X	X	X	X	X
Ventura	Oxnard Police	-	X	X	-	X	-	-	-	X	-	-	-	X
Ventura	Simi Valley Police	X	X	X	X	X	X	X	X	X	-	-	-	X
Ventura	Ventura Police	X	X	X	-	X	X	X	X	X	X	X	X	-
COLORADO														
Adams	Adams County Sheriff	-	X	-	-	X	X	X	-	X	-	-	-	X
Adams	Thornton Police	X	X	-	-	-	-	X	X	X	-	-	-	X
Adams	Westminster Police	-	X	X	-	-	X	X	X	X	-	X	X	X
Arapahoe	Arapahoe County Sheriff	X	X	X	X	X	X	X	X	X	X	X	X	X
Arapahoe	Aurora Police	-	X	X	-	X	X	-	X	-	-	-	X	-
Boulder	Boulder County Sheriff	X	X	X	X	X	X	X	X	X	-	-	-	X
Boulder	Boulder Police	-	-	X	-	-	X	X	X	X	-	-	X	X
Denver	Denver Police	X	X	X	-	X	X	X	X	X	-	-	X	X
Douglas	Douglas County Sheriff	X	X	X	-	X	X	X	X	X	X	X	X	X
El Paso	El Paso County Sheriff	X	X	X	X	X	X	X	X	X	X	X	X	X
El Paso	Colorado Springs Police	X	X	X	X	X	X	X	X	X	X	X	X	X

Table 20a - continued

County	Name of agency	Agencies maintaining computerized files pertaining to:											
		Alarms	Arrests	Calls for service	Crime analysis (linked)	Criminal history	Incident reports	Stolen property	Traffic accidents	Traffic citations	Traffic stops	Use-of-force incidents	Warrants
COLORADO (cont)													
Jefferson	Jefferson County Sheriff	X	X	X	X	X	X	X	X	X	X	X	-
Jefferson	Arvada Police	X	X	X	X	X	X	X	X	X	X	X	X
Jefferson	Lakewood Police	X	X	X	-	-	X	X	X	X	X	-	X
Larimer	Larimer County Sheriff	X	X	X	-	X	X	-	-	-	-	-	X
Larimer	Fort Collins Police	-	-	X	-	-	X	-	X	X	-	-	-
Pueblo	Pueblo Police	X	X	X	-	X	-	-	-	-	-	-	-
Weld	Weld County Sheriff	X	X	X	X	X	X	X	X	X	-	X	X
Weld	Greeley Police	X	X	X	-	-	X	X	X	X	X	-	X
CONNECTICUT													
Fairfield	Bridgeport Police	X	X	X	X	X	-	X	-	-	X	-	X
Fairfield	Danbury Police	X	X	X	-	-	-	X	X	X	X	-	X
Fairfield	Fairfield Police	X	X	X	-	-	X	-	X	X	X	-	X
Fairfield	Greenwich Police	X	X	X	X	X	X	X	X	X	X	-	X
Fairfield	Norwalk Police	X	X	X	X	X	X	X	X	X	X	-	X
Fairfield	Stamford Police	X	X	X	X	X	X	X	X	X	X	-	X
Fairfield	Stratford Police	X	X	X	-	-	X	-	X	X	-	-	X
Hartford	Bristol Police	X	X	X	-	-	X	X	X	X	-	-	X
Hartford	East Hartford Police	X	X	X	-	X	X	X	X	X	X	-	X
Hartford	Hartford Police	X	X	X	X	X	X	X	-	X	X	-	X
Hartford	Manchester Police	X	X	X	-	X	X	X	X	X	X	X	X
Hartford	New Britain Police	X	X	X	-	X	X	X	X	X	X	X	X
Hartford	West Hartford Police	-	-	-	-	-	-	-	-	-	-	-	-
Middlesex	Middletown Police	X	X	X	-	X	X	X	X	X	X	-	X
New Haven	Hamden Police	X	X	X	X	X	X	X	X	X	X	X	X
New Haven	Meriden Police	X	X	X	-	X	X	X	-	-	X	-	X
New Haven	Milford Police	X	X	X	-	X	X	X	X	X	-	-	X
New Haven	New Haven Police	X	X	X	X	X	X	X	X	X	X	-	X
New Haven	Waterbury Police	X	X	X	-	X	X	X	X	X	X	-	X
New Haven	West Haven Police	-	X	X	-	X	-	-	-	-	-	-	X
DELAWARE													
New Castle	New Castle County Police	-	-	-	-	-	-	-	-	-	-	-	-
New Castle	Wilmington Police	-	-	X	-	-	-	-	-	-	-	X	-
DISTRICT OF COLUMBIA													
Washington, DC	Washington Metropolitan Police	-	X	X	-	X	X	-	-	-	-	-	-
FLORIDA													
Alachua	Alachua County Sheriff	X	X	X	-	X	X	-	-	-	-	-	X
Alachua	Gainesville Police	X	X	X	X	X	X	X	X	X	X	-	-
Bay	Bay County Sheriff	X	X	X	-	X	X	-	-	-	-	-	-
Brevard	Brevard County Sheriff	-	X	X	X	X	X	X	X	X	X	-	X
Brevard	Melbourne Police	X	X	X	X	X	X	X	X	X	X	-	-
Brevard	Palm Bay Police	X	X	X	X	X	X	X	X	X	X	-	-
Broward	Broward County Sheriff	X	X	X	X	X	X	X	X	X	X	X	X
Broward	Coral Springs Police	X	X	X	-	X	-	X	X	X	-	X	-
Broward	Davie Police	X	X	X	X	X	X	X	-	-	-	-	-
Broward	Fort Lauderdale Police	X	X	X	-	X	X	X	X	X	-	-	-
Broward	Hollywood Police	-	-	X	X	-	X	X	-	X	X	-	-
Broward	Margate Police	X	X	X	X	-	X	-	-	X	X	-	-
Broward	Miramar Police	X	X	X	X	-	X	X	X	X	X	X	X
Broward	Pembroke Pines Police	-	X	X	X	-	X	X	X	X	X	-	-
Broward	Plantation Police	X	X	X	-	X	X	-	X	-	-	-	-
Broward	Sunrise Police	X	X	X	X	-	X	X	X	-	X	-	-
Charlotte	Charlotte County Sheriff	X	X	X	-	X	X	X	-	X	X	X	X
Citrus	Citrus County Sheriff	X	X	X	X	X	X	X	X	X	X	X	X
Clay	Clay County Sheriff	X	-	-	-	-	-	-	-	-	-	-	-
Collier	Collier County Sheriff	-	X	X	-	-	X	-	-	-	-	-	-
Duval	Jacksonville Sheriff	X	X	X	X	X	X	X	X	X	-	-	X
Escambia	Escambia County Sheriff	X	X	X	X	X	X	X	-	X	X	X	X
Escambia	Pensacola Police	X	X	X	X	X	-	-	-	-	-	-	-
Hernando	Hernando County Sheriff	X	X	X	-	-	X	-	X	X	X	-	X
Highlands	Highlands County Sheriff	X	X	X	X	X	X	X	-	X	X	-	X
Hillsborough	Hillsborough County Sheriff	X	X	X	-	-	-	X	X	X	X	X	X
Hillsborough	Tampa Police	X	-	-	-	-	-	-	-	-	-	-	-
Indian River	Indian River County Sheriff	-	X	X	-	X	X	X	-	-	-	-	X
Lake	Lake County Sheriff	X	X	X	X	X	X	X	X	X	X	X	X
Lee	Lee County Sheriff	X	X	X	X	-	X	X	X	X	X	X	X
Lee	Cape Coral Police	X	X	-	-	X	X	X	X	X	X	X	X
Lee	Fort Myers Police	X	X	X	X	-	X	X	X	X	X	X	-

Table 20a - continued

County	Name of agency	Agencies maintaining computerized files pertaining to:											Use-of-force incidents	Warrants
		Alarms	Arrests	Calls for service	Crime analysis (linked)	Criminal history	Incident reports	Stolen property	Traffic accidents	Traffic citations	Traffic stops			
FLORIDA (cont)														
Leon	Leon County Sheriff	X	X	X	-	X	X	X	X	-	X	-	X	
Leon	Tallahassee Police	X	X	X	X	-	X	-	-	-	-	X	-	
Manatee	Manatee County Sheriff	X	X	X	X	X	X	X	X	-	-	X	X	
Marion	Marion County Sheriff	X	X	X	-	X	X	X	-	-	-	X	X	
Marion	Ocala Police	X	X	X	X	-	X	X	X	X	X	X	-	
Martin	Martin County Sheriff	-	X	X	-	X	X	X	X	-	-	-	X	
Miami-Dade	Miami-Dade Police	X	X	X	X	X	X	X	X	X	X	X	X	
Miami-Dade	Coral Gables Police	X	X	X	X	-	X	-	X	X	-	-	-	
Miami-Dade	Hialeah Police	-	X	X	-	-	X	X	-	-	X	-	-	
Miami-Dade	Miami Police	X	X	X	X	-	X	X	X	-	-	X	-	
Miami-Dade	Miami Beach Police	X	X	X	X	X	X	X	X	X	X	X	X	
Miami-Dade	North Miami Police	X	X	X	-	X	X	-	X	X	-	-	-	
Miami-Dade	North Miami Beach Police	X	X	X	X	-	X	-	X	X	X	X	-	
Monroe	Monroe County Sheriff	-	X	X	X	-	X	X	-	X	X	-	X	
Okaloosa	Okaloosa County Sheriff	-	X	X	-	-	X	X	-	-	X	-	X	
Orange	Orange County Sheriff	X	X	X	X	X	X	X	-	-	-	-	X	
Orange	Orlando Police	X	X	X	X	-	X	X	X	X	X	X	X	
Osceola	Osceola County Sheriff	-	X	X	X	X	X	X	-	X	X	-	X	
Palm Beach	Palm Beach County Sheriff	X	X	X	X	X	X	X	X	X	X	X	X	
Palm Beach	Boca Raton Police	X	X	X	X	X	X	X	X	X	X	X	X	
Palm Beach	Boynton Beach Police	X	X	X	X	-	X	X	X	X	-	X	X	
Palm Beach	Delray Beach Police	X	-	X	X	-	-	X	X	-	X	X	X	
Palm Beach	Riviera Beach Police	X	X	X	-	X	X	X	X	X	X	-	-	
Palm Beach	West Palm Beach Police	X	X	X	X	X	X	X	X	X	X	X	X	
Pasco	Pasco County Sheriff	X	X	X	-	X	X	X	X	X	X	-	X	
Pinellas	Pinellas County Sheriff	-	-	X	-	-	X	-	-	X	-	X	-	
Pinellas	Clearwater Police	X	-	X	-	-	X	-	X	X	-	X	-	
Pinellas	Largo Police	X	-	X	-	-	-	-	X	X	X	-	X	
Pinellas	St. Petersburg Police	-	X	X	X	X	X	X	-	X	-	X	X	
Polk	Polk County Sheriff	X	X	X	X	X	X	X	X	X	-	X	X	
Polk	Lakeland Police	X	X	X	X	X	X	X	X	-	X	X	-	
Putnam	Putnam County Sheriff	-	X	X	-	X	X	X	-	X	X	-	X	
St. Johns	St. Johns County Sheriff	X	X	X	-	-	X	X	X	X	X	X	X	
St. Lucie	St. Lucie County Sheriff	-	X	X	-	X	X	X	X	X	-	X	X	
St. Lucie	Fort Pierce Police	X	X	X	X	X	X	X	X	X	X	X	-	
St. Lucie	Port St. Lucie Police	X	X	X	X	X	X	X	X	X	-	X	-	
Santa Rosa	Santa Rosa County Sheriff	X	X	-	X	X	X	X	-	X	X	X	X	
Sarasota	Sarasota County Sheriff	X	X	X	-	-	X	X	-	-	-	X	X	
Sarasota	Sarasota Police	X	X	X	-	-	X	X	X	X	X	-	-	
Seminole	Seminole County Sheriff	X	X	X	X	X	X	X	-	-	X	-	X	
Seminole	Altamonte Springs Police	X	-	X	-	-	X	-	X	-	-	-	-	
Volusia	Volusia County Sheriff	X	X	X	-	X	X	X	X	X	X	X	X	
Volusia	Daytona Beach Police	X	X	X	-	-	X	X	X	X	X	X	-	
GEORGIA														
Bartow	Bartow County Sheriff	X	X	X	-	X	X	X	X	X	X	X	X	
Bibb	Bibb County Sheriff	X	X	X	-	X	-	X	X	-	-	-	X	
Bibb	Macon Police	X	X	X	-	-	X	X	X	-	-	-	X	
Chatham	Chatham County Police	X	X	X	-	X	X	X	X	X	X	-	-	
Chatham	Savannah Police	X	X	X	X	X	X	X	X	-	-	X	X	
Cherokee	Cherokee County Sheriff	X	X	X	X	X	X	X	X	X	X	X	X	
Clarke	Athens-Clarke County Police	X	X	X	X	-	X	X	X	X	X	X	-	
Clayton	Clayton County Police	---	---	---	---	---	---	---	---	---	---	---	---	
Cobb	Cobb County Police	-	-	X	X	-	X	X	X	X	-	-	-	
Cobb	Marietta Police	-	-	-	-	-	-	-	X	X	-	-	-	
Columbia	Columbia County Sheriff	X	X	X	X	X	X	X	X	X	X	X	X	
De Kalb	De Kalb County Police	-	-	-	-	-	-	-	-	-	-	-	-	
Dougherty	Albany Police	-	X	X	-	-	X	X	X	X	X	-	-	
Douglas	Douglas County Sheriff	-	X	X	-	-	X	X	-	X	X	-	X	
Forsyth	Forsyth County Sheriff	X	X	X	X	X	X	X	X	X	X	X	X	
Fulton	Fulton County Police	X	X	-	X	-	X	X	X	X	-	-	-	
Fulton	Atlanta Police	X	X	X	X	X	X	X	X	-	-	X	X	
Fulton	East Point Police	-	-	-	-	-	-	-	X	X	-	-	X	
Fulton	Roswell Police	-	X	X	X	-	X	X	X	X	X	X	-	
Glynn	Glynn County Police	X	X	X	X	X	X	X	X	X	X	-	X	
Gwinnett	Gwinnett County Police	X	X	X	-	-	X	X	X	X	-	X	-	
Hall	Hall County Sheriff	-	X	X	-	-	X	X	-	X	-	X	X	
Muscogee	Muscogee County Sheriff	-	-	-	X	-	X	-	-	-	-	-	X	
Muscogee	Columbus Police	X	X	X	-	X	X	X	-	-	-	X	X	
Richmond	Augusta-Richmond Co Sheriff	X	X	X	X	X	X	X	X	X	X	X	X	

Table 20a - continued

County	Name of agency	Agencies maintaining computerized files pertaining to:											
		Alarms	Arrests	Calls for service	Crime analysis (linked)	Criminal history	Incident reports	Stolen property	Traffic accidents	Traffic citations	Traffic stops	Use-of-force incidents	Warrants
HAWAII													
Hawaii	Hawaii County Police	-	X	-	-	X	X	-	X	-	-	-	X
Honolulu	Honolulu Police	X	X	X	-	X	X	X	X	-	-	-	X
Kauai	Kauai County Police	-	X	X	-	X	X	-	X	-	-	-	X
Maui	Maui County Police	-	-	-	-	-	-	-	-	-	-	-	-
IDAHO													
Ada	Boise Police	X	X	X	-	X	X	X	X	X	-	-	X
Canyon	Canyon County Sheriff	X	-	-	X	-	-	X	-	-	-	X	-
ILLINOIS													
Champaign	Champaign Police	X	X	X	X	X	X	X	X	X	X	X	-
Cook	Cook County Sheriff	---	---	---	---	---	---	---	---	---	---	---	---
Cook	Arlington Heights Police	-	X	X	-	-	X	X	X	X	-	-	-
Cook	Chicago Police	-	X	X	X	X	X	-	-	-	-	X	X
Cook	Cicero Police	-	X	X	-	-	X	-	X	-	-	-	X
Cook	Evanston Police	X	-	X	-	-	-	-	-	X	-	-	-
Cook	Oak Lawn Police	X	X	X	-	X	X	X	X	X	X	-	X
Cook	Oak Park Police	X	X	X	-	-	X	X	X	X	-	-	X
Cook	Schaumburg Police	X	X	X	-	-	X	X	X	X	X	-	X
Cook	Skokie Police	X	X	X	-	X	X	X	X	X	-	-	X
Du Page	Du Page County Sheriff	X	X	X	X	X	X	X	X	X	X	X	X
Du Page	Naperville Police	X	X	X	X	X	X	X	X	-	X	-	X
Kane	Aurora Police	X	X	X	X	X	X	X	X	X	X	-	X
Kane	Elgin Police	X	X	X	X	-	X	X	X	X	X	X	X
Lake	Lake County Sheriff	X	X	X	X	X	X	X	X	X	X	X	X
Lake	Waukegan Police	X	X	X	-	-	X	X	X	X	-	-	-
Macon	Decatur Police	X	X	X	X	X	X	X	X	X	X	X	X
Peoria	Peoria Police	X	X	X	-	X	X	X	X	X	X	-	X
Sangamon	Springfield Police	X	X	X	X	X	X	X	X	X	X	X	X
Will	Will County Sheriff	X	X	X	-	-	X	-	X	X	X	-	X
Will	Joliet Police	X	X	X	X	-	X	X	-	-	-	-	-
Winnebago	Winnebago County Sheriff	-	X	X	-	-	X	X	X	-	-	-	X
Winnebago	Rockford Police	X	X	X	-	-	X	-	-	X	-	-	X
INDIANA													
Allen	Allen County Sheriff	X	X	X	X	X	X	X	X	X	X	X	X
Allen	Fort Wayne Police	X	X	X	X	X	X	X	X	X	X	X	-
Delaware	Muncie Police	X	X	X	-	-	X	X	X	-	X	X	-
Elkhart	Elkhart Police	-	X	-	-	X	X	-	-	X	-	-	X
Howard	Kokomo Police	-	X	X	-	X	X	X	X	X	X	X	X
Lake	Lake County Sheriff	-	X	X	-	-	X	X	X	X	X	-	X
Lake	East Chicago Police	X	X	X	-	X	X	X	X	X	X	X	X
Lake	Gary Police	-	-	-	-	-	-	-	X	-	-	-	X
Lake	Hammond Police	X	X	X	X	-	X	-	X	X	-	-	-
Madison	Anderson Police	X	X	X	X	X	X	X	X	X	X	X	X
Marion	Marion County Sheriff	X	X	X	X	X	X	X	X	X	X	X	X
Marion	Indianapolis Police	X	X	X	X	X	X	X	X	X	X	X	-
St. Joseph	St. Joseph County Sheriff	X	X	X	-	X	X	X	X	X	-	-	-
St. Joseph	South Bend Police	X	X	X	-	-	-	X	X	X	-	-	-
Vanderburgh	Vanderburgh County Sheriff	-	X	X	-	X	X	X	X	X	X	-	X
Vanderburgh	Evansville Police	X	X	X	X	X	X	X	X	X	X	X	X
Vigo	Terre Haute Police	X	X	X	-	X	X	X	X	X	X	-	X
IOWA													
Black Hawk	Waterloo Police	X	X	X	X	X	X	X	X	X	X	X	X
Linn	Cedar Rapids Police	X	X	X	X	X	X	X	X	X	X	-	X
Polk	Polk County Sheriff	-	X	X	-	X	X	X	X	X	X	X	X
Polk	Des Moines Police	-	X	X	-	-	X	-	X	-	-	X	-
Pottawattamie	Council Bluffs Police	X	X	X	-	X	X	X	X	X	-	X	X
Scott	Davenport Police	X	X	X	-	X	X	X	X	X	X	-	X
Woodbury	Sioux City Police	X	-	-	X	X	X	X	X	X	X	X	X
KANSAS													
Douglas	Lawrence Police	X	-	X	X	-	X	X	X	-	X	-	X
Johnson	Johnson County Sheriff	-	X	X	-	X	X	X	X	X	-	-	X
Johnson	Olathe Police	X	X	X	-	X	X	X	X	-	X	X	-
Johnson	Overland Park Police	X	X	X	X	X	X	X	X	X	X	X	X
Sedgwick	Sedgwick County Sheriff	X	X	X	-	X	-	X	X	X	X	-	X
Sedgwick	Wichita Police	-	X	-	X	X	-	X	-	X	-	-	X
Shawnee	Topeka Police	X	X	X	X	X	X	X	X	X	X	X	-
Wyandotte	Kansas City Police	-	X	X	-	-	X	X	X	X	X	X	X

Table 20a - continued

County	Name of agency	Agencies maintaining computerized files pertaining to:											
		Alarms	Arrests	Calls for service	Crime analysis (linked)	Criminal history	Incident reports	Stolen property	Traffic accidents	Traffic citations	Traffic stops	Use-of-force incidents	Warrants
KENTUCKY													
Fayette	Lexington-Fayette County Police	X	-	X	X	-	X	X	X	X	-	-	-
Jefferson	Jefferson County Police	X	X	X	X	-	X	-	X	X	-	X	-
Jefferson	Louisville Police	X	X	X	X	X	X	X	X	X	X	-	X
Kenton	Covington Police	-	X	X	-	-	X	-	X	X	X	-	-
LOUISIANA													
Ascension	Ascension Parish Sheriff	X	X	X	-	X	X	X	X	X	X	X	X
Bossier	Bossier Parish Sheriff	-	X	X	-	X	X	-	-	-	-	-	X
Bossier	Bossier Police	X	X	X	X	X	X	X	X	X	X	X	X
Caddo	Caddo Parish Sheriff	X	X	X	-	X	X	X	X	X	X	X	X
Caddo	Shreveport Police	X	X	X	X	X	X	X	X	X	X	X	X
Calcasieu	Calcasieu Parish Sheriff	X	X	X	X	X	X	X	X	X	X	X	X
Calcasieu	Lake Charles Police	X	X	X	-	X	X	X	X	X	X	X	X
E. Baton Rouge	E. Baton Rouge Parish Sheriff	X	X	X	X	X	X	X	-	X	X	X	X
E. Baton Rouge	Baton Rouge Police	X	X	X	X	X	X	X	X	-	-	X	-
Jefferson	Jefferson Parish Sheriff	-	X	X	X	X	X	X	X	X	X	X	X
Jefferson	Kenner Police	X	X	X	-	-	X	X	-	X	-	-	X
Lafayette	Lafayette Parish Sheriff	X	X	X	-	X	X	X	-	-	-	-	X
Lafayette	Lafayette Police	X	X	X	X	X	X	X	X	-	X	-	-
Lafourche	Lafourche Parish Sheriff	X	X	X	X	X	X	X	X	X	X	X	X
Livingston	Livingston Parish Sheriff	-	X	X	-	-	X	X	-	-	-	-	X
Morehouse	Morehouse Parish Sheriff	-	X	X	-	-	-	X	-	-	-	-	-
Orleans	Orleans Parish Sheriff	-	-	-	-	X	X	-	-	-	-	-	X
Orleans	New Orleans Police	X	X	X	X	X	X	X	X	-	-	X	X
Ouachita	Ouachita Parish Sheriff	-	-	-	-	-	-	-	-	-	-	-	-
Ouachita	Monroe Police	X	X	X	-	-	X	X	X	X	X	X	X
Plaquemines	Plaquemines Parish Sheriff	-	X	X	-	X	X	X	X	X	-	-	X
Rapides	Rapides Parish Sheriff	X	X	X	-	X	X	X	X	X	X	X	X
Rapides	Alexandria Police	X	X	X	X	-	X	X	X	X	-	X	X
St. Charles	St. Charles Parish Sheriff	X	X	X	-	X	X	X	X	X	X	-	X
St. John the Baptist	St. John the Baptist Sheriff	X	X	X	X	X	X	X	X	-	-	-	X
St. Landry	St. Landry Parish Sheriff	X	X	X	-	-	X	X	X	X	-	-	X
St. Martin	St. Martin Parish Sheriff	X	X	X	X	X	X	X	X	X	X	X	X
St. Tammany	St. Tammany Parish Sheriff	-	-	-	-	-	-	-	X	X	-	-	X
Terrebonne	Terrebonne Parish Sheriff	-	X	X	-	-	-	-	-	-	-	-	X
MAINE													
Cumberland	Portland Police	X	X	X	X	X	X	X	X	X	X	X	X
MARYLAND													
Anne Arundel	Anne Arundel County Police	X	X	X	X	X	X	X	X	X	X	X	-
Anne Arundel	Annapolis Police	-	X	X	-	-	-	-	X	X	-	X	X
Baltimore	Baltimore County Police	X	X	X	X	-	X	X	X	-	-	X	X
Baltimore(city)	Baltimore Police	-	-	X	-	X	X	-	X	-	X	X	X
Charles	Charles County Sheriff	X	X	X	X	X	X	X	X	X	X	X	X
Harford	Harford County Sheriff	X	X	X	X	-	X	X	X	X	X	-	X
Howard	Howard County Police	-	X	X	X	X	X	X	X	X	-	X	X
Montgomery	Montgomery County Police	X	X	X	X	X	X	X	X	X	X	X	X
Prince George's	Prince George's County Police	X	X	X	X	X	X	X	X	-	X	X	-
MASSACHUSETTS													
Bristol	Fall River Police	-	X	X	X	-	X	X	-	X	-	-	X
Bristol	New Bedford Police	X	X	X	X	-	X	X	X	X	X	X	X
Bristol	Taunton Police	-	-	X	-	-	X	-	X	X	-	-	-
Essex	Lawrence Police	X	X	X	X	X	X	X	X	X	-	-	X
Essex	Lynn Police	-	X	X	-	X	X	-	X	X	-	-	X
Hampden	Chicopee Police	X	X	X	X	X	X	X	X	X	X	-	-
Hampden	Holyoke Police	X	X	X	X	X	X	X	X	X	X	X	-
Hampden	Springfield Police	X	X	X	X	-	X	X	X	X	-	-	-
Middlesex	Cambridge Police	X	X	X	X	-	X	X	X	X	-	X	X
Middlesex	Framingham Police	-	X	X	-	-	X	-	X	X	-	-	X
Middlesex	Lowell Police	X	X	X	X	X	X	X	X	X	X	X	-
Middlesex	Malden Police	-	X	X	X	X	X	X	X	X	X	-	X
Middlesex	Medford Police	---	---	---	---	---	---	---	---	---	---	---	---
Middlesex	Newton Police	X	X	X	-	X	X	X	-	X	X	-	X
Middlesex	Somerville Police	X	X	X	-	-	-	-	X	X	-	-	X
Middlesex	Waltham Police	X	X	X	X	X	X	X	X	X	-	X	X
Norfolk	Brookline Police	-	X	X	-	X	X	X	X	-	-	X	X
Norfolk	Quincy Police	-	X	X	X	X	X	X	X	X	X	-	X
Plymouth	Brockton Police	X	X	X	-	X	X	X	X	X	-	X	-
Suffolk	Boston Police	X	X	X	X	X	X	X	X	X	-	X	X
Suffolk	Revere Police	---	---	---	---	---	---	---	---	---	---	---	---
Worcester	Worcester Police	X	X	X	-	-	X	-	X	X	-	-	X

Table 20a - continued

County	Name of agency	Agencies maintaining computerized files pertaining to:											Use-of-force incidents	Warrants
		Alarms	Arrests	Calls for service	Crime analysis (linked)	Criminal history	Incident reports	Stolen property	Traffic accidents	Traffic citations	Traffic stops			
MICHIGAN														
Calhoun	Battle Creek Police	X	X	X	X	X	X	X	X	X	X	X	X	X
Genesee	Genesee County Sheriff	-	-	-	-	-	X	-	-	-	-	-	-	-
Genesee	Flint Police	X	X	X	X	X	X	-	-	-	-	-	X	X
Ingham	Lansing Police	X	X	X	X	X	X	X	X	X	-	X	-	-
Kalamazoo	Kalamazoo County Sheriff	X	X	X	-	-	X	X	X	-	-	-	-	X
Kalamazoo	Kalamazoo Police	X	X	X	-	X	X	X	X	X	-	-	-	-
Kent	Kent County Sheriff	-	-	-	-	-	-	-	-	-	-	-	-	-
Kent	Grand Rapids Police	X	X	X	X	X	X	X	X	X	X	X	X	X
Kent	Wyoming Police	X	X	X	X	X	X	X	X	-	-	X	-	-
Macomb	Macomb County Sheriff	X	X	X	-	-	X	X	X	X	-	-	-	X
Macomb	Sterling Heights Police	X	X	X	-	X	X	X	X	X	X	-	-	X
Macomb	Warren Police	X	X	X	-	-	-	-	-	-	-	-	-	-
Oakland	Oakland County Sheriff	X	X	X	-	X	X	X	X	X	-	X	X	X
Oakland	Farmington Hills Police	X	X	X	-	X	X	-	-	-	-	-	-	-
Oakland	Pontiac Police	X	X	X	X	X	X	X	X	X	X	X	X	X
Oakland	Royal Oak Police	X	X	X	-	-	X	-	X	-	-	-	-	X
Oakland	Southfield Police	X	X	X	-	-	X	X	X	X	X	X	X	X
Oakland	Troy Police	X	X	X	-	-	X	X	X	X	X	X	X	-
Saginaw	Saginaw Police	-	X	X	X	-	X	-	-	-	-	-	-	X
Washtenaw	Washtenaw County Sheriff	-	-	-	-	-	-	-	-	-	-	-	-	-
Washtenaw	Ann Arbor Police	-	X	-	-	-	-	-	-	-	-	-	-	-
Wayne	Wayne County Sheriff	-	-	-	-	-	-	-	-	-	-	-	-	-
Wayne	Dearborn Police	X	X	X	X	-	X	X	X	X	X	X	X	X
Wayne	Detroit Police	-	X	X	X	-	X	X	-	-	-	-	-	-
Wayne	Livonia Police	X	X	X	X	X	X	X	X	X	-	X	X	X
Wayne	Taylor Police	X	X	X	X	X	X	X	X	X	X	X	X	X
Wayne	Westland Police	X	X	X	X	X	X	X	X	X	X	X	X	X
MINNESOTA														
Hennepin	Hennepin County Sheriff	X	X	X	-	X	X	-	X	X	X	X	X	X
Hennepin	Bloomington Police	X	X	X	-	X	X	-	X	-	X	X	X	-
Hennepin	Minneapolis Police	X	X	X	X	X	X	X	X	-	X	X	X	-
Olmsted	Rochester Police	X	X	X	X	X	X	X	X	-	X	X	X	-
Ramsey	Ramsey County Sheriff	-	-	-	-	-	-	-	-	-	-	-	-	-
Ramsey	St. Paul Police	-	-	X	-	-	X	X	X	X	X	-	-	-
St. Louis	Duluth Police	X	X	X	X	-	X	X	X	X	X	X	X	-
MISSISSIPPI														
Forrest	Hattiesburg Police	X	X	X	X	X	X	X	X	X	-	X	X	X
Harrison	Harrison County Sheriff	X	X	X	-	X	X	X	X	X	X	-	-	-
Harrison	Biloxi Police	X	X	X	-	X	X	X	X	X	X	-	-	X
Harrison	Gulfport Police	X	X	X	-	X	X	X	X	X	-	-	-	X
Hinds	Jackson Police	X	X	X	X	X	X	X	X	X	X	X	X	X
Lauderdale	Meridian Police	X	X	X	-	X	X	X	X	X	X	X	X	X
Lee	Tupelo Police	X	X	X	-	-	X	X	-	X	-	-	-	-
Warren	Vicksburg Police	X	X	-	-	-	X	X	X	X	-	X	X	X
Washington	Greenville Police	X	X	X	-	X	X	X	X	X	-	X	X	X
MISSOURI														
Boone	Columbia Police	-	X	X	X	X	X	X	X	X	X	X	X	X
Buchanan	St. Joseph Police	X	X	X	X	-	X	X	X	X	-	X	X	X
Greene	Springfield Police	X	X	X	-	-	X	X	-	-	-	X	-	-
Jackson	Independence Police	X	X	X	X	X	X	X	X	X	X	X	-	X
Jackson	Kansas City Police	X	X	X	X	X	X	X	X	-	X	X	X	X
Jefferson	Jefferson County Sheriff	X	X	X	-	X	X	X	-	X	X	-	-	X
St. Charles	St. Charles County Sheriff	X	X	X	-	-	X	-	X	X	X	X	X	X
St. Charles	St. Charles Police	---	---	---	---	---	---	---	---	---	---	---	---	---
St. Louis	St. Louis County Police	X	X	X	X	-	X	-	X	X	X	X	X	X
St. Louis(city)	St. Louis Police	X	X	X	X	X	X	X	X	X	-	-	-	X
MONTANA														
Yellowstone	Billings Police	X	X	X	X	X	X	X	X	X	X	-	-	X
NEBRASKA														
Douglas	Douglas County Sheriff	-	-	-	-	-	X	-	-	-	-	X	-	-
Douglas	Omaha Police	X	X	X	X	X	X	-	X	X	X	X	X	X
Lancaster	Lincoln Police	-	X	X	-	-	X	-	X	X	-	-	-	X
Sarpy	Sarpy County Sheriff	-	X	X	-	X	X	X	X	X	X	-	-	X

Table 20a - continued

		Agencies maintaining computerized files pertaining to:												
County	Name of agency	Alarms	Arrests	Calls for service	Crime analysis (linked)	Criminal history	Incident reports	Stolen property	Traffic accidents	Traffic citations	Traffic stops	Use-of-force incidents	Warrants	
NEVADA														
Clark	Las Vegas Metropolitan Police	X	X	X	X	X	X	X	X	X	X	X	X	
Clark	Henderson Police	X	X	X	X	X	X	X	X	X	X	X	-	
Clark	North Las Vegas Police	X	X	X	X	X	X	X	X	X	X	X	-	
Washoe	Washoe County Sheriff	X	X	X	-	-	-	X	X	X	X	X	X	
Washoe	Reno Police	-	X	X	X	X	X	X	X	-	-	-	X	
NEW HAMPSHIRE														
Hillsborough	Manchester Police	X	X	X	X	X	X	X	X	X	X	-	X	
Hillsborough	Nashua Police	X	X	X	X	-	X	X	X	X	X	X	X	
NEW JERSEY														
Atlantic	Atlantic City Police	X	X	X	X	X	X	X	X	X	X	X	X	
Bergen	Hackensack Police	X	X	X	X	X	X	X	X	X	-	X	X	
Camden	Camden Police	X	X	X	-	X	-	-	-	-	-	X	-	
Camden	Cherry Hill Police	X	X	X	-	-	X	X	X	-	X	-	-	
Cape May	Cape May County Sheriff	-	X	-	-	-	-	-	-	-	-	-	X	
Cumberland	Vineland Police	X	X	X	X	X	X	X	X	-	X	X	X	
Essex	Belleville Police	X	X	X	-	X	X	X	X	X	X	-	X	
Essex	Bloomfield Police	-	X	X	-	-	X	-	X	-	-	-	-	
Essex	East Orange Police	-	X	X	X	X	X	X	X	-	-	-	X	
Essex	Irvington Police	X	X	X	-	X	X	X	X	X	X	X	X	
Essex	Montclair Police	X	X	X	X	X	X	X	X	X	X	-	-	
Essex	Newark Police	-	X	X	-	X	-	-	-	-	-	-	X	
Essex	Orange Police	X	X	X	-	-	X	-	-	-	-	-	-	
Essex	West Orange Police	X	X	X	X	X	X	X	X	X	X	X	X	
Hudson	Hudson County Sheriff	X	X	X	-	X	X	-	-	-	-	-	-	
Hudson	Bayonne Police	X	X	X	X	X	X	X	X	X	X	X	X	
Hudson	Hoboken Police	X	-	X	X	-	-	-	-	-	-	-	X	
Hudson	Jersey City Police	X	X	X	X	X	X	X	-	-	-	X	X	
Hudson	Kearny Police	-	-	-	-	-	-	-	-	-	-	-	-	
Hudson	North Bergen Police	X	X	X	X	-	-	X	X	-	X	-	X	
Hudson	Union City Police	X	X	X	-	-	X	-	X	-	X	-	-	
Hudson	West New York Police	X	X	X	X	X	X	X	X	X	X	X	X	
Mercer	Hamilton Police	X	X	X	-	X	X	X	X	X	X	-	X	
Mercer	Trenton Police	X	X	X	-	X	X	-	X	-	X	X	X	
Middlesex	Edison Police	---	---	---	---	---	---	---	---	---	---	---	---	
Middlesex	New Brunswick Police	X	X	X	-	X	X	X	X	X	X	-	X	
Middlesex	Perth Amboy Police	X	X	X	-	X	X	X	X	X	X	X	-	
Middlesex	Woodbridge Police	X	X	X	X	-	-	X	-	X	-	X	-	
Morris	Parsippany Police	X	X	X	-	-	X	X	-	-	-	-	X	
Ocean	Brick Township Police	X	X	X	X	X	X	X	X	X	X	X	X	
Ocean	Dover Township Police	X	X	X	-	X	X	X	X	X	X	X	X	
Passaic	Passaic County Sheriff	-	X	X	-	-	-	-	-	X	-	X	-	
Passaic	Clifton Police	-	-	X	-	-	-	-	-	-	-	-	-	
Passaic	Passaic Police	X	X	X	-	X	X	X	X	-	-	-	-	
Passaic	Paterson Police	---	---	---	---	---	---	---	---	---	---	---	---	
Passaic	Wayne Police	X	X	X	-	X	X	X	X	-	-	-	X	
Union	Elizabeth Police	X	X	X	X	X	X	X	-	-	-	-	X	
Union	Linden Police	X	X	X	-	X	X	X	-	-	-	-	X	
Union	Plainfield Police	X	X	X	-	X	X	X	X	X	-	-	X	
Union	Union Police	X	X	X	X	X	X	-	X	-	X	-	-	
NEW MEXICO														
Bernalillo	Bernalillo County Sheriff	-	-	X	X	-	-	-	X	X	-	-	X	
Bernalillo	Albuquerque Police	X	X	X	X	X	X	X	X	-	-	X	X	
Dona Ana	Las Cruces Police	X	X	X	-	X	X	-	X	X	-	-	X	
Santa Fe	Santa Fe Police	X	X	X	X	X	X	X	X	X	X	-	X	
NEW YORK														
Albany	Albany County Sheriff	-	X	X	-	-	-	-	-	-	-	-	-	
Albany	Albany Police	X	X	X	X	-	X	X	X	X	-	-	X	
Albany	Colonie Police	X	X	X	X	X	X	X	X	X	X	-	X	
Broome	Binghamton Police	X	X	X	-	X	X	X	X	-	-	X	X	
Dutchess	Dutchess County Sheriff	X	X	X	X	X	X	X	X	X	-	-	X	
Erie	Erie County Sheriff	X	X	-	-	-	X	X	X	X	-	X	X	
Erie	Amherst Police	X	X	X	-	-	X	-	-	-	-	-	X	
Erie	Buffalo Police	X	X	X	X	X	X	X	-	-	-	-	X	
Erie	Cheektowaga Police	X	X	X	X	X	X	X	X	-	-	X	X	
Erie	Tonawanda Police	X	X	X	-	X	X	-	-	X	X	-	-	
Monroe	Monroe County Sheriff	X	X	X	-	X	X	X	X	X	-	X	X	
Monroe	Rochester Police	X	X	X	X	X	X	X	X	-	-	-	X	

Table 20a - continued

County	Name of agency	Agencies maintaining computerized files pertaining to:											
		Alarms	Arrests	Calls for service	Crime analysis (linked)	Criminal history	Incident reports	Stolen property	Traffic accidents	Traffic citations	Traffic stops	Use-of-force incidents	Warrants
NEW YORK (cont)													
Nassau	Nassau County Police	X	X	X	X	X	X	X	-	X	-	-	X
Nassau	Hempstead Police	X	X	X	-	-	X	X	X	-	-	X	-
New York City	New York City Police	X	X	X	X	X	X	X	X	-	-	X	X
Niagara	Niagara County Sheriff	X	X	X	-	-	X	-	-	X	-	-	X
Niagara	Niagara Falls Police	X	X	X	X	X	X	X	X	X	X	-	X
Oneida	Utica Police	X	X	X	-	X	X	-	X	X	-	X	X
Onondaga	Onondaga County Sheriff	X	X	X	-	X	X	X	X	X	X	-	X
Onondaga	Syracuse Police	X	X	X	X	X	X	X	X	-	X	-	-
Rensselaer	Troy Police	-	X	-	-	-	X	X	X	X	-	X	X
Rockland	Rockland County Sheriff	X	X	X	X	X	X	X	X	X	X	X	X
Rockland	Clarkstown Police	X	X	X	-	-	X	X	X	X	X	X	X
Rockland	Ramapo Police	X	X	X	-	-	X	X	X	X	-	X	X
Schenectady	Schenectady Police	X	X	X	-	X	X	X	X	X	X	-	X
Suffolk	Suffolk County Sheriff	-	-	-	-	X	X	-	-	X	-	-	X
Suffolk	Suffolk County Police	-	X	X	-	X	X	-	-	X	-	-	X
Westchester	Westchester County Police	-	X	X	-	-	X	X	X	X	X	X	X
Westchester	Greenburgh Police	X	X	X	X	-	X	X	X	X	-	-	X
Westchester	Mt. Vernon Police	X	X	X	-	X	X	X	X	X	X	-	X
Westchester	New Rochelle Police	X	X	X	X	X	X	X	X	X	X	X	X
Westchester	White Plains Police	X	X	X	X	X	X	X	X	X	X	-	X
Westchester	Yonkers Police	-	-	X	-	-	-	-	-	-	-	-	X
NORTH CAROLINA													
Alamance	Burlington Police	-	X	X	X	X	X	X	-	X	X	-	X
Buncombe	Buncombe County Sheriff	-	X	X	X	X	X	X	-	-	-	-	X
Buncombe	Asheville Police	X	-	X	-	-	X	-	X	-	-	X	-
Cabarrus	Cabarrus County Sheriff	X	X	X	-	X	X	X	X	X	X	X	X
Catawba	Hickory Police	X	X	X	X	X	X	X	X	X	X	-	X
Cumberland	Cumberland County Sheriff	-	X	X	X	X	X	X	X	X	X	X	X
Cumberland	Fayetteville Police	X	X	X	-	-	X	-	X	X	X	X	X
Davidson	Davidson County Sheriff	-	X	X	X	X	X	X	-	X	-	X	X
Durham	Durham County Sheriff	-	X	X	-	X	X	-	X	X	-	-	X
Durham	Durham Police	-	X	X	X	X	X	X	X	-	-	-	X
Forsyth	Forsyth County Sheriff	-	X	X	X	X	X	X	-	-	-	-	X
Forsyth	Winston-Salem Police	X	X	X	X	X	X	X	X	X	X	-	X
Gaston	Gaston County Police	X	X	X	X	X	X	X	-	X	X	X	-
Gaston	Gastonia Police	-	-	X	-	-	X	X	-	-	-	X	-
Guilford	Guilford County Sheriff	X	X	-	-	X	X	X	-	-	-	X	X
Guilford	Greensboro Police	X	X	X	X	X	X	-	X	X	X	X	X
Guilford	High Point Police	-	X	X	X	X	X	-	-	-	-	-	X
Mecklenburg	Charlotte-Mecklenburg Police	X	X	X	-	-	-	-	-	-	-	-	X
Nash	Rocky Mount Police	X	X	X	X	X	X	X	X	X	X	X	X
New Hanover	Wilmington Police	-	X	X	-	-	X	X	X	X	-	-	X
Orange	Orange County Sheriff	-	X	X	-	X	X	X	X	X	X	X	X
Pitt	Greenville Police	-	X	X	-	-	X	X	X	X	X	-	X
Rowan	Rowan County Sheriff	X	X	X	-	X	X	X	-	X	X	X	X
Union	Union County Sheriff	X	X	X	-	-	X	X	-	X	-	X	X
Wake	Wake County Sheriff	X	X	X	X	X	X	X	X	X	X	-	X
Wake	Raleigh Police	-	X	X	X	-	X	-	X	X	-	-	-
Wilson	Wilson Police	X	X	-	X	X	X	-	X	X	-	-	X
OHIO													
Butler	Butler County Sheriff	-	-	-	-	-	X	-	-	-	-	-	-
Butler	Hamilton Police	X	X	X	X	X	X	X	X	X	-	X	X
Clark	Clark County Sheriff	-	X	X	-	-	X	-	-	-	-	-	X
Clark	Springfield Police	X	X	X	X	X	X	X	X	X	-	-	X
Cuyahoga	Cleveland Police	X	X	X	-	-	X	X	X	X	-	X	-
Cuyahoga	Cleveland Heights Police	X	X	X	X	X	X	X	X	X	-	X	X
Cuyahoga	Euclid Police	X	X	-	-	-	X	X	X	X	X	-	X
Franklin	Franklin County Sheriff	X	X	X	-	-	X	X	X	X	X	X	X
Franklin	Columbus Police	-	X	X	X	X	X	X	X	X	-	X	X
Hamilton	Hamilton County Sheriff	X	-	-	-	-	-	-	-	-	-	X	-
Hamilton	Cincinnati Police	X	X	X	X	X	X	X	X	X	X	X	X
Lorain	Lorain Police	-	X	X	-	-	-	-	-	-	-	-	X
Lucas	Lucas County Sheriff	-	X	X	-	X	X	X	X	-	-	-	X
Lucas	Toledo Police	X	X	X	-	-	X	-	X	-	-	-	-
Mahoning	Youngstown Police	-	X	X	-	X	X	X	X	-	-	-	-
Montgomery	Montgomery County Sheriff	X	X	X	-	-	-	X	-	-	-	X	-
Montgomery	Dayton Police	X	X	-	X	-	X	X	-	X	-	-	X
Stark	Stark County Sheriff	X	X	X	-	X	X	X	X	X	-	X	X
Stark	Canton Police	X	X	X	X	X	X	-	X	X	-	-	X
Summit	Summit County Sheriff	X	X	X	-	-	X	X	X	X	X	-	X
Summit	Akron Police	X	X	X	X	-	X	X	X	X	X	X	X

Table 20a - continued

County	Name of agency	Agencies maintaining computerized files pertaining to:											
		Alarms	Arrests	Calls for service	Crime analysis (linked)	Criminal history	Incident reports	Stolen property	Traffic accidents	Traffic citations	Traffic stops	Use-of-force incidents	Warrants
OKLAHOMA													
Cleveland	Norman Police	X	X	X	X	X	-	X	X	X	-	-	-
Comanche	Lawton Police	-	X	-	-	X	X	-	X	X	-	-	-
Oklahoma	Oklahoma County Sheriff	-	X	X	-	X	X	X	-	X	-	X	X
Oklahoma	Oklahoma City Police	X	X	X	X	X	X	X	X	-	-	X	-
Tulsa	Tulsa County Sheriff	-	-	-	-	-	-	-	-	X	X	X	-
Tulsa	Tulsa Police	X	X	X	X	-	X	-	-	X	-	-	X
OREGON													
Clackamas	Clackamas County Sheriff	X	X	X	X	X	X	X	X	X	-	-	X
Douglas	Douglas County Sheriff	-	X	X	-	X	X	X	X	X	X	-	X
Jackson	Jackson County Sheriff	X	X	X	X	X	X	X	X	X	X	-	X
Lane	Lane County Sheriff	-	X	X	X	X	X	X	X	X	X	X	X
Lane	Eugene Police	-	X	X	-	-	X	X	X	X	X	-	X
Marion	Salem Police	X	X	X	X	X	X	X	X	X	-	X	X
Multnomah	Gresham Police	-	X	X	X	X	X	X	X	X	X	-	X
Multnomah	Portland Police	X	X	X	X	X	X	X	X	-	X	X	X
Washington	Washington County Sheriff	X	X	X	-	X	X	X	X	X	-	-	X
Washington	Beaverton Police	X	X	X	X	-	X	X	X	X	X	-	X
PENNSYLVANIA													
Allegheny	Allegheny County Sheriff	-	X	-	-	-	-	-	-	X	-	-	X
Allegheny	Allegheny County Police	-	X	-	-	-	X	-	-	-	-	-	-
Allegheny	Pittsburgh Police	-	X	X	-	X	X	X	-	X	X	X	X
Berks	Reading Police	X	X	X	X	X	X	X	X	-	-	X	-
Dauphin	Harrisburg Police	X	X	X	X	X	X	X	X	X	X	X	X
Delaware	Chester Police	-	X	X	-	X	X	-	X	X	-	-	X
Delaware	Upper Darby Township Police	-	X	X	-	-	X	-	X	-	-	-	X
Erie	Erie Police	X	-	X	X	-	X	X	X	X	X	X	X
Lackawanna	Scranton Police	X	X	X	X	X	X	X	X	X	X	X	X
Lancaster	Lancaster Police	X	X	X	-	-	-	X	-	-	-	-	X
Lehigh	Allentown Police	X	X	X	-	-	X	X	X	-	-	-	X
Montgomery	Lower Merion Township Police	X	X	X	-	-	X	-	X	X	-	-	-
Northampton	Bethlehem Police	X	X	X	-	X	X	X	X	X	X	-	X
Philadelphia	Philadelphia Police	X	X	X	X	X	-	X	X	-	-	X	X
RHODE ISLAND													
Kent	Warwick Police	X	X	X	-	X	X	X	X	X	X	-	X
Providence	Cranston Police	X	X	X	-	-	X	-	X	X	X	X	-
Providence	Pawtucket Police	-	X	X	-	-	X	-	-	X	-	-	-
Providence	Providence Police	-	X	X	X	X	X	-	X	X	X	X	-
SOUTH CAROLINA													
Anderson	Anderson County Sheriff	-	X	X	-	X	X	X	-	X	X	X	X
Beaufort	Beaufort County Sheriff	X	X	X	-	-	X	X	X	X	X	-	X
Charleston	Charleston County Sheriff	X	X	X	X	X	X	X	X	X	X	-	X
Charleston	Charleston Police	X	X	X	X	X	X	X	X	X	X	X	X
Charleston	North Charleston Police	-	-	X	-	-	X	-	-	-	-	-	X
Florence	Florence County Sheriff	X	X	X	-	X	X	X	-	-	-	-	X
Greenville	Greenville County Sheriff	X	X	X	X	X	X	X	-	X	X	X	X
Greenville	Greenville Police	X	X	X	X	-	X	X	X	X	-	X	X
Horry	Horry County Police	-	X	X	-	X	X	X	-	X	X	X	X
Horry	Myrtle Beach Police	X	X	X	-	-	X	X	X	X	X	-	X
Lexington	Lexington County Sheriff	-	X	X	X	X	X	X	X	X	X	X	X
Richland	Richland County Sheriff	-	-	-	-	-	X	X	X	X	-	X	X
Richland	Columbia Police	-	X	-	X	-	X	-	X	-	-	-	-
Spartanburg	Spartanburg County Sheriff	X	X	X	X	-	X	X	-	X	X	X	X
Spartanburg	Spartanburg Police	-	X	-	-	-	X	-	-	X	-	-	-
SOUTH DAKOTA													
Minnehaha	Sioux Falls Police	-	X	X	-	X	-	X	X	X	-	X	-
TENNESSEE													
Blount	Blount County Sheriff	-	X	X	-	X	X	X	X	X	X	-	X
Davidson	Nashville Metropolitan Police	X	X	X	-	X	X	X	-	-	-	-	X
Hamilton	Hamilton County Sheriff	-	-	-	-	-	-	-	-	-	-	-	-
Hamilton	Chattanooga Police	X	X	X	X	X	X	X	X	X	X	X	X
Knox	Knox County Sheriff	-	X	-	-	-	X	X	-	-	-	-	X
Knox	Knoxville Police	-	-	-	X	-	X	X	X	X	-	-	X

Table 20a - continued

County	Name of agency	Agencies maintaining computerized files pertaining to:											
		Alarms	Arrests	Calls for service	Crime analysis (linked)	Criminal history	Incident reports	Stolen property	Traffic accidents	Traffic citations	Traffic stops	Use-of-force incidents	Warrants
TENNESSEE (cont)													
Madison	Jackson Police	-	X	X	-	X	X	X	X	X	X	X	X
Montgomery	Clarksville Police	X	X	-	-	-	X	X	X	X	-	X	-
Rutherford	Murfreesboro Police	X	X	X	-	-	X	X	X	-	-	X	-
Shelby	Shelby County Sheriff	-	-	-	-	-	-	-	-	-	-	-	-
Shelby	Memphis Police	X	X	X	X	X	X	X	X	X	X	X	X
Sullivan	Sullivan County Sheriff	X	X	X	-	X	X	X	X	X	X	-	X
Washington	Johnson City Police	-	X	-	X	X	X	X	X	X	-	X	X
TEXAS													
Bell	Killeen Police	X	X	X	-	X	X	X	X	-	-	X	X
Bell	Temple Police	-	X	X	-	X	X	X	X	X	-	-	X
Bexar	Bexar County Sheriff	-	X	X	-	-	X	X	-	X	-	-	X
Bexar	San Antonio Police	X	X	X	X	X	X	X	-	X	X	X	X
Brazoria	Brazoria County Sheriff	-	X	X	X	X	X	X	-	-	-	-	X
Cameron	Brownsville Police	X	X	X	X	X	X	X	-	X	X	X	X
Cameron	Harlingen Police	-	-	X	-	-	X	-	-	-	-	X	-
Collin	Plano Police	X	X	X	X	X	X	X	X	X	-	X	X
Dallas	Dallas County Sheriff	-	X	X	-	X	-	-	X	X	X	-	X
Dallas	Carrollton Police	X	X	X	-	-	X	X	X	-	X	-	-
Dallas	Dallas Police	X	X	X	X	X	X	X	X	X	-	-	X
Dallas	Garland Police	X	X	X	X	-	X	X	X	-	-	X	-
Dallas	Grand Prairie Police	X	X	X	X	X	X	X	-	X	X	X	X
Dallas	Irving Police	X	X	X	X	X	X	X	X	-	X	X	-
Dallas	Mesquite Police	X	X	X	X	X	X	X	X	-	X	-	-
Dallas	Richardson Police	X	X	X	-	-	-	X	X	-	-	X	-
Denton	Denton County Sheriff	X	X	X	-	-	X	-	-	-	X	-	X
Denton	Denton Police	X	X	X	X	-	X	X	X	-	X	X	-
Ector	Odessa Police	X	X	X	X	-	X	X	X	X	-	X	-
El Paso	El Paso County Sheriff	-	-	X	X	X	X	X	X	-	-	X	X
El Paso	El Paso Police	X	X	X	-	X	X	X	-	-	-	X	-
Fort Bend	Fort Bend County Sheriff	X	X	X	-	X	X	X	-	-	X	-	X
Galveston	Galveston County Sheriff	-	-	-	-	-	-	-	-	-	-	-	-
Galveston	Galveston Police	X	X	X	-	X	X	X	X	X	X	X	X
Gregg	Longview Police	X	X	X	-	X	X	X	X	-	X	X	-
Harris	Harris County Sheriff	-	X	X	-	X	X	-	-	-	-	-	-
Harris	Baytown Police	X	X	X	X	X	X	-	X	X	-	X	X
Harris	Houston Police	X	X	X	X	-	X	X	X	X	-	-	-
Harris	Pasadena Police	-	X	X	-	-	-	-	-	-	-	-	-
Hidalgo	Hidalgo County Sheriff	-	X	-	-	-	X	X	-	X	-	X	X
Hidalgo	McAllen Police	X	X	X	X	X	X	X	X	X	X	X	X
Jefferson	Beaumont Police	X	X	X	-	-	X	X	X	X	X	-	-
Jefferson	Port Arthur Police	X	X	X	-	X	X	-	-	X	-	-	X
Lubbock	Lubbock Police	X	X	X	X	X	X	X	X	X	X	-	X
McLennan	McLennan County Sheriff	-	-	-	-	-	-	-	-	-	-	-	-
McLennan	Waco Police	X	X	X	X	X	X	X	X	-	X	-	X
Midland	Midland Police	-	X	X	-	X	X	X	X	X	X	X	-
Montgomery	Montgomery County Sheriff	X	X	X	X	X	X	X	X	X	X	X	X
Nueces	Nueces County Sheriff	-	X	X	X	X	X	X	X	-	-	-	X
Nueces	Corpus Christi Police	X	X	X	X	X	X	X	-	-	-	-	-
Potter	Amarillo Police	X	X	X	X	X	X	X	X	X	X	X	X
Smith	Smith County Sheriff	X	X	X	X	X	X	X	-	X	X	-	X
Smith	Tyler Police	X	X	X	X	X	X	X	X	-	X	X	X
Tarrant	Tarrant County Sheriff	-	X	X	-	-	-	X	X	-	X	-	X
Tarrant	Arlington Police	X	X	X	X	X	X	X	X	X	X	X	X
Tarrant	Fort Worth Police	X	-	X	X	-	X	X	X	X	X	X	X
Taylor	Abilene Police	X	X	X	X	-	X	X	-	X	X	-	-
Tom Green	San Angelo Police	-	X	X	-	X	X	X	X	X	-	-	X
Travis	Travis County Sheriff	X	X	X	-	-	X	X	X	X	X	-	X
Travis	Austin Police	X	X	X	X	X	X	X	X	X	X	X	X
Victoria	Victoria County Sheriff	X	X	X	-	X	X	X	X	X	X	-	X
Webb	Webb County Sheriff	-	X	X	X	-	X	-	X	X	-	-	X
Webb	Laredo Police	-	X	X	-	X	X	-	X	X	X	X	X
Wichita	Wichita Falls Police	X	X	X	X	-	X	X	X	-	X	X	-
Williamson	Williamson County Sheriff	X	X	X	X	X	X	X	X	X	X	X	X
UTAH													
Salt Lake	Salt Lake County Sheriff	X	X	X	X	X	X	X	X	X	X	X	X
Salt Lake	Salt Lake City Police	X	-	X	-	X	X	X	-	X	X	X	-
Salt Lake	West Valley City Police	-	X	-	-	-	X	X	X	-	-	-	X
Utah	Utah County Sheriff	-	X	X	-	X	X	-	X	X	-	-	X
Weber	Ogden Police	X	X	X	-	X	X	X	X	X	X	X	X

Table 20a - continued

County	Name of agency	Agencies maintaining computerized files pertaining to:											
		Alarms	Arrests	Calls for service	Crime analysis (linked)	Criminal history	Incident reports	Stolen property	Traffic accidents	Traffic citations	Traffic stops	Use-of-force incidents	Warrants
VIRGINIA													
Albemarle	Albemarle County Police	-	X	X	X	X	X	X	X	X	-	-	X
Alexandria(city)	Alexandria Police	X	X	X	X	-	X	X	X	X	-	-	X
Arlington	Arlington County Police	X	X	X	X	X	X	X	X	X	X	X	X
Chesapeake(city)	Chesapeake Police	-	-	-	-	-	-	-	-	-	-	-	-
Chesterfield	Chesterfield County Police	X	X	X	X	X	X	X	X	X	X	X	X
Danville(city)	Danville Police	X	X	X	-	X	X	X	X	X	-	-	-
Fairfax	Fairfax County Police	X	X	X	X	X	X	X	X	X	X	X	X
Hampton(city)	Hampton Police	X	X	X	X	-	X	X	X	-	-	-	X
Hanover	Hanover County Sheriff	X	X	X	X	X	X	X	X	X	X	X	X
Henrico	Henrico County Police	X	X	X	X	-	X	X	X	X	X	X	X
Loudoun	Loudoun County Sheriff	X	X	X	X	-	X	X	X	X	X	X	X
Lynchburg(city)	Lynchburg Police	X	X	X	X	X	X	X	X	X	-	X	X
Newport News(city)	Newport News Police	X	X	X	X	X	X	X	X	X	X	X	X
Norfolk(city)	Norfolk Police	X	X	X	X	-	X	X	X	X	-	-	X
Portsmouth(city)	Portsmouth Police	-	X	X	X	X	X	X	X	X	X	-	-
Prince William	Prince William County Police	X	X	X	X	X	X	X	X	X	X	X	X
Richmond(city)	Richmond Police	X	X	X	X	X	X	X	X	X	X	X	X
Roanoke(city)	Roanoke Police	-	X	X	-	X	X	X	X	X	-	X	X
Suffolk(city)	Suffolk Police	X	X	X	-	-	X	X	X	X	-	X	X
Virginia Beach(city)	Virginia Beach Police	X	X	X	X	X	X	X	X	X	X	X	X
WASHINGTON													
Clark	Clark County Sheriff	-	X	X	X	-	X	X	-	-	-	X	X
Clark	Vancouver Police	X	X	X	-	-	X	-	-	-	-	-	-
King	King County Sheriff	X	X	X	-	-	X	X	X	-	X	-	X
King	Bellevue Police	X	X	X	-	X	X	X	X	X	-	-	X
King	Federal Way Police	X	X	-	X	-	X	X	X	X	-	X	X
King	Kent Police	X	X	-	X	-	X	X	X	X	-	X	-
King	Seattle Police	X	X	X	X	X	X	X	X	X	X	X	X
Kitsap	Kitsap County Sheriff	X	X	X	-	X	X	X	X	X	-	-	X
Pierce	Pierce County Sheriff	X	-	-	X	-	-	-	-	-	-	-	-
Pierce	Tacoma Police	X	X	X	X	X	X	X	-	-	-	-	X
Snohomish	Snohomish County Sheriff	X	X	X	-	X	-	X	X	X	X	-	X
Snohomish	Everett Police	X	X	X	X	X	X	X	X	X	X	X	X
Spokane	Spokane County Sheriff	X	X	X	-	X	-	X	X	X	X	X	X
Spokane	Spokane Police	X	X	X	X	X	X	X	X	X	X	X	X
Thurston	Thurston County Sheriff	X	X	X	-	X	X	X	X	X	X	-	X
Yakima	Yakima Police	X	X	X	X	X	X	X	X	X	-	-	X
WEST VIRGINIA													
Cabell	Huntington Police	X	X	X	-	X	X	X	X	-	-	-	-
Kanawha	Charleston Police	X	X	-	X	X	X	X	X	X	-	X	X
WISCONSIN													
Brown	Brown County Sheriff	X	X	X	X	X	X	X	X	X	X	X	X
Brown	Green Bay Police	X	X	X	X	X	-	X	X	X	X	-	-
Dane	Dane County Sheriff	X	X	X	-	X	X	X	X	X	-	X	X
Dane	Madison Police	-	X	X	X	X	X	X	X	X	-	X	X
Kenosha	Kenosha County Sheriff	X	X	-	-	X	X	X	X	X	-	-	X
Kenosha	Kenosha Police	X	X	X	-	X	X	X	X	X	-	X	X
Milwaukee	Milwaukee County Sheriff	-	X	-	-	-	X	-	X	X	-	X	X
Milwaukee	Milwaukee Police	X	X	X	-	X	X	X	-	X	-	X	X
Milwaukee	West Allis Police	X	X	X	X	X	X	X	X	X	X	X	X
Outagamie	Appleton Police	X	X	X	-	-	X	X	X	X	X	X	X
Racine	Racine County Sheriff	X	X	X	-	-	X	X	X	X	X	X	X
Racine	Racine Police	X	X	X	X	X	X	X	X	X	X	X	X
Waukesha	Waukesha County Sheriff	X	X	X	-	X	X	X	X	X	X	X	X
Waukesha	Waukesha Police	X	X	-	-	X	X	X	-	-	X	X	-

Note: Codes for computerized files are as follows:

"X"=Agency has that type of information in computerized files.

"-"=Agency does not have that type of information in computerized files.

---Data were not provided by an agency.

Table 1b. Number of full-time employees, sworn personnel, officers responding to calls, and percent change in number of full-time employees since 1996 in State law enforcement agencies, 2000

County	Full-time employees, 2000			Officers assigned to respond to calls		State population	Officers per 10,000 residents	Percent change in employees, 1996-2000		
	Total	Sworn officers	Percent	Number	Percent			Total	Sworn	Civilian
Alabama Department of Public Safety	1,201	628	52 %	437	70 %	4,447,100	14	1 %	8 %	(6) %
Alaska State Troopers	409	232	57	155	67	626,932	37	(9)	(20)	12
Arizona Department of Public Safety	1,872	1,050	56	782	74	5,130,632	20	12	10	14
Arkansas State Police	913	559	61	330	59	2,673,400	21	28	7	86
California Highway Patrol	9,706	6,678	69	6,046	91	33,871,648	20	6	7	4
Colorado State Patrol	909	654	72	500	76	4,301,261	15	13	13	12
Connecticut State Police	1,692	1,135	67	585	52	3,405,565	33	9	11	6
Delaware State Police	827	580	70	280	48	783,600	74	9	7	12
Florida Highway Patrol	2,138	1,658	78	1,539	93	15,982,378	10	(3)	(5)	3
Georgia State Patrol	1,785	786	44	650	83	8,186,453	10	(38)	(10)	(50)
Idaho State Police	510	292	57	258	88	1,293,953	23	94	52	207
Illinois State Police	3,792	2,089	55	939	45	12,419,293	17	6	5	7
Indiana State Police	1,941	1,278	66	570	45	6,080,485	21	3	6	(2)
Iowa State Patrol	599	455	76	443	97	2,926,324	16	28	5	311
Kansas Highway Patrol	694	457	66	457	100	2,688,418	17	(8)	(17)	17
Kentucky State Police	1,670	937	56	481	51	4,041,769	23	(1)	(5)	5
Louisiana State Police	1,438	934	65	542	58	4,468,976	21	17	7	43
Maine State Police	495	325	66	225	69	1,274,923	25	4	(4)	24
Maryland State Police	2,328	1,575	68	1,575	100	5,296,486	30	(4)	(3)	(6)
Massachusetts State Police	2,590	2,221	86	2,221	100	6,349,097	35	(10)	(13)	15
Michigan State Police	3,189	2,102	66	1,310	62	9,938,444	21	2	(3)	12
Minnesota State Patrol	791	548	69	469	86	4,919,479	11	13	13	11
Mississippi Highway Safety Patrol	1,031	532	52	332	62	2,844,658	19	32	(1)	102
Missouri State Highway Patrol	2,170	1,080	50	753	70	5,595,211	21	4	8	0
Montana Highway Patrol	280	205	73	175	85	902,195	23	1	(3)	15
Nebraska State Patrol	640	462	72	382	83	1,711,263	27	0	0	2
Nevada Highway Patrol	597	414	69	414	100	1,998,257	21	14	10	22
New Hampshire State Police	389	315	81	237	75	1,235,786	25	17	29	(16)
New Jersey State Police	3,682	2,569	70	1,297	50	8,414,350	21	1	(5)	18
New Mexico State Police	649	525	81	350	67	1,819,046	29	(22)	21	(68)
New York State Police	4,948	4,112	83	2,439	59	18,976,457	22	6	4	21
North Carolina State Highway Patrol	1,810	1,416	78	1,133	80	8,049,313	18	3	3	6
North Dakota Highway Patrol	193	126	65	92	73	642,200	20	4	5	2
Ohio State Highway Patrol	2,552	1,382	54	1,151	83	11,353,140	12	7	(1)	17
Oklahoma Highway Patrol	1,420	782	55	555	71	3,450,654	23	6	3	10
Oregon State Police	1,409	826	59	450	54	3,421,399	24	13	0	39
Pennsylvania State Police	5,694	4,152	73	2,854	69	12,281,054	34	7	1	30
Rhode Island State Police	268	221	82	148	67	1,048,319	21	14	15	9
South Carolina Highway Patrol	1,220	977	80	977	100	4,012,012	24	11	10	15
South Dakota Highway Patrol	233	153	66	0	0	754,844	20	2	(1)	8
Tennessee Department of Safety	1,715	899	52	800	89	5,689,283	16	10	17	3
Texas Department of Public Safety	7,025	3,119	44	1,880	60	20,851,820	15	4	9	1
Utah Highway Patrol	441	397	90	257	65	2,233,169	18	10	12	(6)
Vermont State Police	513	304	59	239	79	608,827	50	15	5	35
Virginia State Police	2,511	1,883	75	1,464	78	7,078,515	27	12	13	7
Washington State Patrol	2,145	987	46	689	70	5,894,121	17	4	9	0
West Virginia State Police	1,044	681	65	502	74	1,808,344	38	15	14	15
Wisconsin State Patrol	665	508	76	340	67	5,363,675	9	(2)	2	(14)
Wyoming Highway Patrol	295	148	50	133	90	493,782	30	(2)	(2)	(2)

Note: Personnel data are for the pay period that included June 30, 2000.
 Population data are Bureau of the Census figures for April 1, 2000.
 Number of officers per 10,000 residents excludes part-time employees.
 Numbers in parentheses indicate a negative percent change in number of employees.

Table 2b. Number of full-time and part-time sworn personnel, percent of authorized full-time sworn personnel employed, and primary operational duty area of full-time sworn personnel in State law enforcement agencies, 2000

Name of agency	Sworn personnel, 2000			Percent of authorized strength	Percent of full-time sworn personnel assigned to:				
	Total	Full-time	Part-time		Patrol	Investigations	Jail operations	Court security	Process serving
Alabama Department of Public Safety	628	628	0	100 %	73 %	14 %	0 %	0 %	0 %
Alaska State Troopers	232	232	0	98	67	16	0	0	3
Arizona Department of Public Safety	1,050	1,050	0	92	70	26	0	0	0
Arkansas State Police	559	559	0	89	59	17	0	0	0
California Highway Patrol	6,678	6,678	0	99	97	3	0	0	0
Colorado State Patrol	654	654	0	100	76	8	0	0	0
Connecticut State Police	1,135	1,135	0	91	52	18	0	0	0
Delaware State Police	580	580	0	99	48	11	0	0	0
Florida Highway Patrol	1,658	1,658	0	94	93	0	0	0	0
Georgia State Patrol	786	786	0	88	83	0	0	0	0
Idaho State Police	292	292	0	100	65	16	0	0	0
Illinois State Police	2,089	2,089	0	100	44	16	0	0	0
Indiana State Police	1,278	1,278	0	96	45	28	0	0	0
Iowa State Patrol	455	455	0	100	99	0	0	0	0
Kansas Highway Patrol	457	457	0	100	99	1	0	0	0
Kentucky State Police	937	937	0	101	51	22	0	0	0
Louisiana State Police	934	934	0	93	58	16	0	0	0
Maine State Police	325	325	0	93	69	11	0	0	0
Maryland State Police	1,575	1,575	0	97	57	17	0	0	0
Massachusetts State Police	2,221	2,221	0	100	69	0	0	0	0
Michigan State Police	2,102	2,102	0	92	62	16	0	0	0
Minnesota State Patrol	548	548	0	97	86	3	0	0	0
Mississippi Highway Safety Patrol	532	532	0	89	62	14	0	0	0
Missouri State Highway Patrol	1,080	1,080	0	97	60	8	0	0	0
Montana Highway Patrol	205	205	0	100	85	0	0	0	0
Nebraska State Patrol	462	462	0	67	44	16	0	2	0
Nevada Highway Patrol	414	414	0	94	100	0	0	0	0
New Hampshire State Police	332	315	17	100	0	16	0	0	0
New Jersey State Police	2,569	2,569	0	100	48	2	0	0	0
New Mexico State Police	525	525	0	87	67	17	0	0	0
New York State Police	4,112	4,112	0	97	58	23	0	0	0
North Carolina State Highway Patrol	1,416	1,416	0	100	80	0	0	0	0
North Dakota Highway Patrol	126	126	0	95	71	0	0	2	0
Ohio State Highway Patrol	1,382	1,382	0	100	83	0	0	0	0
Oklahoma Highway Patrol	782	782	0	100	71	0	0	0	0
Oregon State Police	826	826	0	95	46	28	0	0	0
Pennsylvania State Police	4,152	4,152	0	97	69	13	0	0	0
Rhode Island State Police	221	221	0	100	100	0	0	0	0
South Carolina Highway Patrol	977	977	0	100	100	0	0	0	0
South Dakota Highway Patrol	153	153	0	97	73	2	0	0	0
Tennessee Department of Safety	899	899	0	95	89	0	0	0	0
Texas Department of Public Safety	3,119	3,119	0	100	68	16	0	0	0
Utah Highway Patrol	397	397	0	97	64	0	0	0	0
Vermont State Police	382	304	78	100	79	21	0	0	0
Virginia State Police	1,883	1,883	0	99	65	12	0	0	0
Washington State Patrol	987	987	0	100	70	8	0	0	0
West Virginia State Police	681	681	0	97	74	74	0	0	0
Wisconsin State Patrol	508	508	0	99	67	0	0	0	0
Wyoming Highway Patrol	148	148	0	93	80	0	0	0	0

Note: Personnel data are for the pay period that included June 30, 2000. Primary duty area categories are not intended to be exhaustive.

Table 3b. Gender, race, and ethnicity of full-time sworn personnel in State law enforcement agencies, 2000

Name of agency	Percent of full-time sworn personnel		Percent of full-time sworn personnel						
	Female	Male	African	American	Asian	Hawaiian/	Hispanic, any race	White	Other race
			or Black	Indian		Pacific Islander			
Alabama Department of Public Safety	3 %	97 %	28 %	0 %	0 %	0 %	0 %	72 %	0 %
Alaska State Troopers	8	92	6	9	3	0	4	78	0
Arizona Department of Public Safety	8	92	1	2	1	0	14	82	0
Arkansas State Police	6	94	15	0	0	0	1	84	0
California Highway Patrol	9	91	4	0	3	0	15	76	0
Colorado State Patrol	5	95	1	1	1	0	8	89	0
Connecticut State Police	7	93	7	1	0	0	6	86	0
Delaware State Police	10	90	9	1	1	0	2	87	0
Florida Highway Patrol	10	90	14	0	1	0	10	75	0
Georgia State Patrol	3	97	15	0	0	0	1	84	0
Idaho State Police	5	95	0	1	0	0	4	95	0
Illinois State Police	9	91	13	0	1	0	6	80	0
Indiana State Police	5	95	7	0	0	0	1	91	0
Iowa State Patrol	3	97	1	0	0	0	2	97	0
Kansas Highway Patrol	3	97	3	1	0	0	2	95	0
Kentucky State Police	3	97	3	0	1	0	0	96	0
Louisiana State Police	3	97	14	1	0	0	0	85	0
Maine State Police	5	95	0	0	0	0	0	99	0
Maryland State Police	10	90	19	0	1	0	2	79	0
Massachusetts State Police	9	91	11	0	0	0	0	89	0
Michigan State Police	12	88	10	2	0	0	4	84	0
Minnesota State Patrol	8	92	1	1	0	0	1	97	0
Mississippi Highway Safety Patrol	2	99	31	0	0	0	0	69	0
Missouri State Highway Patrol	4	96	6	2	0	1	1	90	0
Montana Highway Patrol	7	93	0	1	0	0	0	99	0
Nebraska State Patrol	3	97	1	0	0	0	2	97	0
Nevada Highway Patrol	6	94	3	0	3	0	5	89	0
New Hampshire State Police	9	91	0	0	0	0	0	99	0
New Jersey State Police	3	97	8	1	1	0	5	85	0
New Mexico State Police	3	97	0	3	0	0	40	56	0
New York State Police	8	92	10	0	0	0	7	83	0
North Carolina State Highway Patrol	2	98	15	2	0	0	0	83	0
North Dakota Highway Patrol	6	94	0	1	0	0	2	98	0
Ohio State Highway Patrol	9	91	11	0	0	0	3	84	2
Oklahoma Highway Patrol	4	96	6	9	0	0	2	83	0
Oregon State Police	9	91	1	2	2	0	3	92	0
Pennsylvania State Police	4	96	9	0	1	0	2	88	0
Rhode Island State Police	8	92	5	0	0	0	0	95	0
South Carolina Highway Patrol	3	97	14	0	0	0	1	85	0
South Dakota Highway Patrol	1	99	1	2	0	0	0	97	0
Tennessee Department of Safety	5	95	10	0	0	0	0	89	1
Texas Department of Public Safety	5	95	11	1	0	0	22	66	0
Utah Highway Patrol	4	96	0	1	2	0	2	95	0
Vermont State Police	7	93	1	0	0	0	0	99	0
Virginia State Police	4	96	7	0	0	0	1	92	1
Washington State Patrol	7	93	4	2	3	0	2	89	0
West Virginia State Police	3	98	2	0	0	0	1	97	0
Wisconsin State Patrol	14	86	3	2	1	0	2	92	0
Wyoming Highway Patrol	2	98	1	0	0	0	0	99	0

Note: Personnel data are for the pay period that included June 30, 2000.
 American Indian category includes Alaska Natives.
 African American/Black and White categories exclude Hispanics.
 Detail may not add to 100% because of rounding.

Table 4b. Training requirements for new officer recruits and in-service officers, minimum education requirement for new officer recruits, and education-related incentives for officers in State law enforcement agencies, 2000

Name of agency	Hours of training required for:			Field/patrol officers (annual)	Minimum education requirement	Education incentive pay	Tuition reimbursement
	Total	Academy	Field				
Alabama Department of Public Safety	1,160	840	320	12	HS	-	-
Alaska State Troopers	2,090	1,090	1,000	20	HS	-	-
Arizona Department of Public Safety	960	640	320	8	HS	-	X
Arkansas State Police	1,135	655	480	0	HS	-	-
California Highway Patrol	1,003	603	400	32	HS	X	X
Colorado State Patrol	1,334	1,014	320	32	HS	-	X
Connecticut State Police	1,540	1,300	240	65	HS	-	X
Delaware State Police	1,980	1,500	480	16	2Y	X	-
Florida Highway Patrol	672	672	0	10	HS	X	X
Georgia State Patrol	1,520	1,000	520	20	HS	-	-
Idaho State Police	1,450	970	480	40	SC	-	X
Illinois State Police	1,860	1,300	560	0	4Y	-	X
Indiana State Police	480	480	0	16	SC	-	-
Iowa State Patrol	1,050	420	630	12	HS	-	-
Kansas Highway Patrol	1,728	1,168	560	40	HS	-	X
Kentucky State Police	1,136	176	960	40	2Y	-	X
Louisiana State Police	1,360	960	400	32	SC	-	-
Maine State Police	1,440	1,080	360	20	HS	X	X
Maryland State Police	1,334	1,014	320	18	HS	-	X
Massachusetts State Police	1,520	1,040	480	17	HS	X	X
Michigan State Police	1,590	910	680	12	HS	-	X
Minnesota State Patrol	1,120	640	480	24	2Y	-	X
Mississippi Highway Safety Patrol	1,120	640	480	40	HS	X	X
Missouri State Highway Patrol	1,830	1,270	560	16	HS	-	X
Montana Highway Patrol	980	660	320	24	HS	-	-
Nebraska State Patrol	2,776	2,056	720	44	HS	-	X
Nevada Highway Patrol	1,520	1,040	480	24	HS	-	-
New Hampshire State Police	920	520	400	8	2Y	-	-
New Jersey State Police	1,472	800	672	24	SC	-	X
New Mexico State Police	1,520	1,200	320	20	SC	X	X
New York State Police	1,573	1,093	480	21	SC	X	X
North Carolina State Highway Patrol	1,680	1,200	480	34	HS	-	X
North Dakota Highway Patrol	1,208	888	320	40	2Y	-	X
Ohio State Highway Patrol	1,436	956	480	24	HS	-	X
Oklahoma Highway Patrol	1,440	960	480	16	SC	-	-
Oregon State Police	2,080	480	1,600	30	HS	X	X
Pennsylvania State Police	1,592	1,112	480	40	SC	-	-
Rhode Island State Police	2,170	1,000	1,170	265	HS	X	X
South Carolina Highway Patrol	1,120	800	320	14	HS	X	X
South Dakota Highway Patrol	1,040	640	400	40	HS	-	-
Tennessee Department of Safety	1,040	960	80	40	HS	-	-
Texas Department of Public Safety	2,217	1,257	960	20	2Y	-	-
Utah Highway Patrol	800	560	240	40	HS	-	X
Vermont State Police	964	640	324	25	HS	-	X
Virginia State Police	2,308	1,888	420	40	HS	X	X
Washington State Patrol	1,270	970	300	24	HS	X	X
West Virginia State Police	2,204	1,420	784	20	HS	-	-
Wisconsin State Patrol	1,360	880	480	32	SC	-	X
Wyoming Highway Patrol	1,242	1,002	240	20	HS	-	X

Note: Codes for minimum education requirements are as follows:

- 4Y=Four-year degree required
- 2Y=Two-year degree required
- SC=Some college (but no degree) required
- HS=High school diploma or equivalent required

Table 5b. Operating expenditures and asset forfeiture receipts of State law enforcement agencies, 2000

Name of agency	Annual operating expenditure			Estimated asset forfeiture receipts			
	Total	Per employee	Per officer	Per resident	Total	Per employee	Per officer
Alabama Department of Public Safety	\$87,377,852	\$72,754	\$139,137	\$20	\$420,000	\$350	\$669
Alaska State Troopers	\$54,674,300	\$133,678	\$235,665	\$87	\$142,190	\$348	\$613
Arizona Department of Public Safety	\$123,655,000	\$66,055	\$117,767	\$24	\$2,440,824	\$1,304	\$2,325
Arkansas State Police	\$58,486,323	\$64,060	\$104,627	\$22	\$218,383	\$239	\$391
California Highway Patrol	\$917,355,000	\$94,054	\$137,370	\$27	\$1,467,323	\$150	\$220
Colorado State Patrol	\$66,223,000	\$72,733	\$101,258	\$15	\$282,028	\$310	\$431
Connecticut State Police	\$116,645,912	\$68,940	\$102,772	\$34	\$1,073,540	\$634	\$946
Delaware State Police	\$67,895,100	\$81,214	\$117,061	\$87	\$600,933	\$719	\$1,036
Florida Highway Patrol	\$141,237,296	\$66,060	\$85,185	\$9	\$1,649,453	\$771	\$995
Georgia State Patrol	\$112,846,027	\$62,849	\$143,570	\$14	\$2,082,929	\$1,160	\$2,650
Idaho State Police	\$47,000,000	\$90,385	\$160,959	\$36	\$0	\$0	\$0
Illinois State Police	\$373,040,400	\$98,376	\$178,574	\$30	\$4,334,554	\$1,143	\$2,075
Indiana State Police	\$105,917,669	\$54,569	\$82,878	\$17	\$616,455	\$318	\$482
Iowa State Patrol	\$36,047,438	\$59,681	\$79,225	\$12	\$119,894	\$199	\$264
Kansas Highway Patrol	\$24,720,000	\$35,517	\$54,092	\$9	\$942,252	\$1,354	\$2,062
Kentucky State Police	\$125,000,000	\$74,850	\$133,404	\$31	\$500,000	\$299	\$534
Louisiana State Police	\$126,863,639	\$88,222	\$135,828	\$28	\$757,194	\$527	\$811
Maine State Police	\$41,000,000	\$82,828	\$126,154	\$32	\$20,000	\$40	\$62
Maryland State Police	\$250,681,088	\$107,681	\$159,163	\$47	\$563,000	\$242	\$357
Massachusetts State Police	\$223,577,991	\$86,324	\$100,665	\$35	\$675,000	\$261	\$304
Michigan State Police	\$268,719,900	\$84,265	\$127,840	\$27	\$0	\$0	\$0
Minnesota State Patrol	\$60,226,000	\$76,139	\$109,901	\$12	\$21,886	\$28	\$40
Mississippi Highway Safety Patrol	\$49,200,000	\$47,721	\$92,481	\$17	\$234,054	\$227	\$440
Missouri State Highway Patrol	\$151,951,352	\$68,370	\$140,696	\$27	\$1,752,687	\$789	\$1,623
Montana Highway Patrol	\$17,000,000	\$59,649	\$82,927	\$19	\$250,000	\$877	\$1,220
Nebraska State Patrol	\$33,000,000	\$51,563	\$71,429	\$19	\$5,710,479	\$8,923	\$12,360
Nevada Highway Patrol	\$51,465,459	\$86,207	\$124,313	\$26	\$234,253	\$392	\$566
New Hampshire State Police	\$31,000,000	\$75,887	\$95,827	\$25	\$200,000	\$490	\$618
New Jersey State Police	\$203,087,000	\$55,157	\$79,053	\$24	\$3,784,000	\$1,028	\$1,473
New Mexico State Police	\$40,000,000	\$61,633	\$76,190	\$22	\$119,894	\$185	\$228
New York State Police	\$395,060,000	\$79,044	\$96,075	\$21	\$12,974,038	\$2,596	\$3,155
North Carolina State Highway Patrol	\$134,000,000	\$74,033	\$94,633	\$17	\$1,649,453	\$911	\$1,165
North Dakota Highway Patrol	\$12,000,000	\$62,176	\$95,238	\$19	\$4,000	\$21	\$32
Ohio State Highway Patrol	\$202,000,000	\$79,154	\$146,165	\$18	\$1,052,954	\$413	\$762
Oklahoma Highway Patrol	\$86,148,417	\$59,971	\$110,164	\$25	\$1,476,833	\$1,028	\$1,889
Oregon State Police	\$190,000,000	\$134,847	\$230,024	\$56	\$131,957	\$94	\$160
Pennsylvania State Police	\$511,795,000	\$89,883	\$123,265	\$42	\$4,042,325	\$710	\$974
Rhode Island State Police	\$37,724,490	\$140,763	\$170,699	\$36	\$232,600	\$868	\$1,052
South Carolina Highway Patrol	\$55,910,979	\$45,829	\$57,227	\$14	\$1,161,184	\$952	\$1,189
South Dakota Highway Patrol	\$13,300,000	\$56,596	\$86,928	\$18	\$119,894	\$510	\$784
Tennessee Department of Safety	\$139,538,000	\$81,363	\$155,215	\$25	\$544,420	\$317	\$606
Texas Department of Public Safety	\$350,560,935	\$49,902	\$112,395	\$17	\$7,500,000	\$1,068	\$2,405
Utah Highway Patrol	\$34,800,000	\$78,202	\$87,657	\$16	\$75,000	\$169	\$189
Vermont State Police	\$30,000,000	\$54,348	\$87,464	\$49	\$65,900	\$119	\$192
Virginia State Police	\$198,236,160	\$75,389	\$105,277	\$28	\$149,827,242	\$56,979	\$79,568
Washington State Patrol	\$157,193,811	\$73,284	\$159,264	\$27	\$288,289	\$134	\$292
West Virginia State Police	\$73,526,273	\$69,528	\$107,968	\$41	\$410,000	\$388	\$602
Wisconsin State Patrol	\$49,113,600	\$73,634	\$96,680	\$9	\$16,300	\$24	\$32
Wyoming Highway Patrol	\$15,800,000	\$53,469	\$106,757	\$32	\$0	\$0	\$0

Note: Budget data are for the calendar or fiscal year that included June 30, 2000.

Capital expenditures such as equipment purchases and construction costs are not included.

Computation of per employee expenditure includes all agency employees with a weight of .5 assigned to part-time employees. Computation of per officer expenditure includes all sworn agency employees with a weight of .5 assigned to part-time officers. Computation of per resident expenditure is based on State population.

In some cases, data are estimates provided by agency.

Table 6b. Starting salaries, collective bargaining, and special pay in State law enforcement agencies, 2000

Name of agency	Base annual starting salary			Collective bargaining for employees		Types of special pay authorized for officers			
	Chief or sheriff	Sergeant	Entry-level officer	Sworn	Civilian	Hazardous duty	Merit/performance	Shift differential	Special skills
	Alabama Department of Public Safety	\$72,659	\$31,366	\$25,776	-	-	-	-	-
Alaska State Troopers	\$70,200	\$62,944	\$45,696	X	X	X	X	X	X
Arizona Department of Public Safety	\$117,300	\$50,718	\$34,646	-	-	-	-	-	-
Arkansas State Police	\$79,520	\$28,289	\$23,443	-	-	-	X	-	-
California Highway Patrol	\$117,960	\$51,804	\$42,600	X	X	-	X	X	X
Colorado State Patrol	\$75,288	\$42,720	\$32,760	-	-	-	X	-	X
Connecticut State Police	\$107,682	\$55,322	\$31,243	X	X	X	X	X	-
Delaware State Police	\$106,664	\$54,375	\$36,546	X	-	X	-	X	-
Florida Highway Patrol	\$56,484	\$26,084	\$21,063	X	X	-	-	-	-
Georgia State Patrol	\$111,774	\$35,034	\$27,570	-	-	-	X	-	X
Idaho State Police	\$78,000	\$46,000	\$32,600	-	-	-	X	X	-
Illinois State Police	\$106,000	\$58,136	\$35,700	X	X	-	-	-	-
Indiana State Police	\$78,258	\$33,758	\$28,804	-	X	-	-	-	-
Iowa State Patrol	\$72,904	\$40,331	\$33,883	X	X	-	-	X	-
Kansas Highway Patrol	\$77,251	\$34,860	\$26,020	X	-	-	-	X	-
Kentucky State Police	\$91,000	\$41,000	\$29,000	-	-	X	-	-	-
Louisiana State Police	\$81,120	\$27,900	\$22,716	-	-	X	X	-	-
Maine State Police	\$70,200	\$31,125	\$25,600	X	X	X	X	X	-
Maryland State Police	\$116,000	\$41,661	\$33,682	X	X	-	-	X	-
Massachusetts State Police	\$109,937	\$50,789	\$37,552	X	X	-	-	X	-
Michigan State Police	\$114,000	\$50,718	\$29,670	X	-	X	-	X	-
Minnesota State Patrol	\$78,258	\$52,158	\$38,252	X	X	-	-	X	X
Mississippi Highway Safety Patrol	\$70,000	\$30,446	\$23,976	-	-	-	-	-	X
Missouri State Highway Patrol	\$50,472	\$38,628	\$27,792	-	-	-	-	-	-
Montana Highway Patrol	\$40,000	\$31,000	\$23,000	X	X	-	-	-	-
Nebraska State Patrol	\$68,865	\$36,608	\$28,488	X	X	X	-	-	X
Nevada Highway Patrol	\$54,413	\$36,393	\$33,387	-	-	X	X	X	X
New Hampshire State Police	\$57,725	\$40,591	\$30,410	X	X	X	-	-	-
New Jersey State Police	\$104,202	\$51,393	\$39,255	X	X	-	-	X	-
New Mexico State Police	\$68,865	\$43,785	\$30,000	-	-	X	X	X	X
New York State Police	\$127,000	\$60,850	\$33,921	X	X	X	-	X	X
North Carolina State Highway Patrol	\$92,211	\$50,329	\$25,844	-	-	-	X	X	-
North Dakota Highway Patrol	\$68,865	\$37,644	\$28,560	-	-	X	X	X	X
Ohio State Highway Patrol	\$60,611	\$38,821	\$32,328	X	X	X	-	X	X
Oklahoma Highway Patrol	\$79,214	\$49,206	\$25,000	-	-	-	-	X	-
Oregon State Police	\$74,160	\$45,204	\$35,160	X	X	X	X	X	X
Pennsylvania State Police	\$102,777	\$56,604	\$39,671	X	X	-	-	X	-
Rhode Island State Police	\$116,419	\$48,000	\$32,000	X	X	-	-	-	-
South Carolina Highway Patrol	\$56,963	\$31,625	\$21,359	-	-	-	X	-	-
South Dakota Highway Patrol	\$58,656	\$33,904	\$27,872	-	-	-	X	-	-
Tennessee Department of Safety	\$56,496	\$32,160	\$26,280	-	-	X	-	-	-
Texas Department of Public Safety	\$78,258	\$43,400	\$29,000	-	-	X	X	-	-
Utah Highway Patrol	\$64,750	\$37,627	\$25,730	-	-	-	X	-	-
Vermont State Police	\$67,529	\$42,953	\$31,109	X	X	-	X	X	-
Virginia State Police	\$118,730	\$40,406	\$30,329	-	-	X	X	-	X
Washington State Patrol	\$106,090	\$58,296	\$37,872	X	X	X	-	X	-
West Virginia State Police	\$70,000	\$40,124	\$28,556	-	-	-	-	-	-
Wisconsin State Patrol	\$87,500	\$49,800	\$33,450	X	X	X	X	X	X
Wyoming Highway Patrol	\$61,200	\$38,400	\$27,672	-	-	-	-	X	X

Note: Codes for collective bargaining and special pay are as follows:

"X"=Agency authorizes that type of collective bargaining or special pay.

"-"=Agency does not authorize that type of collective bargaining or special pay.

Table 7b. Number of district/precinct stations, types of routine patrol, type of emergency 9-1-1 system, and type of dispatch system in State law enforcement agencies, 2000

Name of agency	District/ precinct stations	Types of patrol other than automobile used on a routine basis					Emergency communication systems	
		Bicycle	Foot	Horse	Marine	Motorcycle	9-1-1	Dispatch
Alabama Department of Public Safety	15	-	-	-	-	-	-	C
Alaska State Troopers	34	-	-	-	-	-	B	X
Arizona Department of Public Safety	12	-	-	-	-	X	E	X
Arkansas State Police	12	-	-	-	-	X	-	X
California Highway Patrol	99	X	X	X	-	X	E	C
Colorado State Patrol	22	-	-	-	-	X	E	C
Connecticut State Police	12	X	-	-	X	X	E	X
Delaware State Police	9	-	X	-	-	-	E	C
Florida Highway Patrol	47	-	-	-	-	X	E	C
Georgia State Patrol	48	-	-	-	-	-	-	X
Idaho State Police	12	-	-	-	-	-	-	C
Illinois State Police	21	X	-	-	-	X	E	C
Indiana State Police	18	-	-	-	-	-	-	X
Iowa State Patrol	15	-	-	-	-	-	B	X
Kansas Highway Patrol	9	-	-	-	-	-	-	C
Kentucky State Police	16	-	-	-	-	-	E	X
Louisiana State Police	18	X	-	-	-	X	-	C
Maine State Police	9	-	-	-	-	-	E	C
Maryland State Police	23	X	X	-	-	X	B	C
Massachusetts State Police	46	X	X	X	X	X	E	C
Michigan State Police	64	X	X	-	X	X	E	C
Minnesota State Patrol	12	-	-	-	-	-	E	C
Mississippi Highway Safety Patrol	9	-	-	-	-	X	-	C
Missouri State Highway Patrol	9	-	-	-	-	-	B	C
Montana Highway Patrol	31	-	X	-	-	-	B	C
Nebraska State Patrol	13	X	-	-	-	-	B	X
Nevada Highway Patrol	3	-	-	-	-	X	-	C
New Hampshire State Police	7	-	X	-	-	X	-	C
New Jersey State Police	60	X	-	-	X	-	E	C
New Mexico State Police	12	-	-	-	X	X	E	X
New York State Police	196	X	-	-	-	-	E	C
North Carolina State Highway Patrol	53	-	-	-	-	X	E	C
North Dakota Highway Patrol	8	-	-	-	-	-	E	-
Ohio State Highway Patrol	10	-	-	-	-	-	E	X
Oklahoma Highway Patrol	14	-	-	-	X	X	-	X
Oregon State Police	55	X	X	-	X	X	E	C
Pennsylvania State Police	90	-	-	-	-	X	-	X
Rhode Island State Police	5	-	-	-	-	X	B	X
South Carolina Highway Patrol	7	-	-	-	-	X	B	C
South Dakota Highway Patrol	3	-	-	-	-	-	B	-
Tennessee Department of Safety	8	X	X	-	X	X	-	C
Texas Department of Public Safety	14	-	-	-	-	-	B	X
Utah Highway Patrol	25	X	-	-	-	X	E	-
Vermont State Police	13	-	-	-	X	-	E	C
Virginia State Police	7	-	-	-	-	-	E	C
Washington State Patrol	8	X	-	-	-	X	E	C
West Virginia State Police	20	-	-	-	-	-	E	X
Wisconsin State Patrol	7	-	-	-	-	X	-	-
Wyoming Highway Patrol	34	-	-	-	-	-	-	C

Note: Codes for patrol types are as follows:

- "X"=Agency uses that type of patrol on a routine basis.
- "-"=Agency does not use that type of patrol on a routine basis.

Codes for emergency 9-1-1 system are as follows:

- "B"=Agency participates in a basic 9-1-1 system.
- "E"=Agency participates in an enhanced 9-1-1 system.
- "-"=Agency does not participate in a 9-1-1 system.

Codes for dispatch system are as follows:

- "C"=Agency operates computer-aided dispatch system.
- "X"=Agency operates basic dispatch system.
- "-"=Agency does not operate dispatch system.

Table 8b. Training academy operation, special operations functions, and drug enforcement activities in State law enforcement agencies, 2000

Name of agency	Training academy operation	Special operations		Number of sworn personnel assigned to:			
		Search and rescue	SWAT*	Special drug unit		Multi-agency drug task force	
				Full-time	Part-time	Full-time	Part-time
Alabama Department of Public Safety	X	X	X	0	0	0	0
Alaska State Troopers	X	X	X	0	0	15	0
Arizona Department of Public Safety	-	X	X	87	0	50	0
Arkansas State Police	X	-	X	15	0	6	0
California Highway Patrol	X	X	-	0	0	26	0
Colorado State Patrol	X	X	X	0	0	3	2
Connecticut State Police	X	X	X	32	0	32	0
Delaware State Police	X	-	X	27	0	0	0
Florida Highway Patrol	X	-	X	52	0	4	0
Georgia State Patrol	X	X	X	0	5	8	0
Idaho State Police	X	-	X	6	0	0	34
Illinois State Police	X	-	X	50	0	353	0
Indiana State Police	X	X	X	57	0	6	0
Iowa State Patrol	X	-	X	10	0	0	40
Kansas Highway Patrol	X	X	X	5	0	4	0
Kentucky State Police	X	X	X	50	0	0	30
Louisiana State Police	X	X	X	74	0	12	0
Maine State Police	X	-	X	0	0	1	0
Maryland State Police	X	X	X	77	0	74	0
Massachusetts State Police	X	X	X	25	0	25	0
Michigan State Police	X	X	X	77	0	72	0
Minnesota State Patrol	X	X	X	0	0	1	0
Mississippi Highway Safety Patrol	X	-	X	5	5	4	0
Missouri State Highway Patrol	X	X	X	38	0	0	0
Montana Highway Patrol	X	-	-	0	30	1	0
Nebraska State Patrol	X	X	X	9	0	15	0
Nevada Highway Patrol	X	-	-	2	3	2	0
New Hampshire State Police	-	-	X	17	0	2	0
New Jersey State Police	X	X	X	71	0	12	0
New Mexico State Police	X	X	X	43	0	18	0
New York State Police	X	X	X	285	0	50	0
North Carolina State Highway Patrol	X	X	-	14	0	0	0
North Dakota Highway Patrol	X	X	-	0	0	0	0
Ohio State Highway Patrol	X	-	-	0	0	0	0
Oklahoma Highway Patrol	X	X	X	25	0	1	0
Oregon State Police	X	X	X	0	0	30	0
Pennsylvania State Police	X	X	X	129	0	20	0
Rhode Island State Police	X	X	X	6	0	0	1
South Carolina Highway Patrol	X	X	X	32	0	0	0
South Dakota Highway Patrol	X	X	X	12	0	0	12
Tennessee Department of Safety	X	-	X	5	0	1	0
Texas Department of Public Safety	X	X	X	258	0	0	0
Utah Highway Patrol	-	-	X	0	0	0	0
Vermont State Police	-	X	X	9	0	0	0
Virginia State Police	X	X	X	159	4	0	0
Washington State Patrol	X	X	X	9	17	23	0
West Virginia State Police	X	X	X	40	8	40	8
Wisconsin State Patrol	X	X	-	0	0	1	0
Wyoming Highway Patrol	X	X	-	0	0	0	0

*Special Weapons and Tactics

Note: Codes for agency functions are as follows:

- "X"=Agency performs that function on a regular basis.
- "-"=Agency does not perform that function on a regular basis.

Officers assigned to a special drug unit may have also been assigned to a drug task force. Special unit and task force totals exclude part-time officers.

Table 9b. Court-related functions and detention facilities of State law enforcement agencies, 2000

Name of agency	Court-related functions			Detention facilities		Adult lockups		Juvenile lockups	
	Execute warrants	Court security	Serve process	Jail	Lockup	Total capacity	Maximum hold time	Total capacity	Maximum hold time
	Alabama Department of Public Safety	X	-	-	-	-	-	-	-
Alaska State Troopers	X	X	X	-	-	-	-	-	-
Arizona Department of Public Safety	X	-	-	-	-	-	-	-	-
Arkansas State Police	X	-	-	-	-	-	-	-	-
California Highway Patrol	X	X	X	-	-	-	-	-	-
Colorado State Patrol	-	-	-	-	-	-	-	-	-
Connecticut State Police	X	-	-	-	X	75	72	11	12
Delaware State Police	X	-	-	-	X	23	8	-	-
Florida Highway Patrol	-	-	-	-	-	-	-	-	-
Georgia State Patrol	-	-	-	-	-	-	-	-	-
Idaho State Police	-	-	-	-	-	-	-	-	-
Illinois State Police	X	-	-	-	-	-	-	-	-
Indiana State Police	X	-	-	-	-	-	-	-	-
Iowa State Patrol	X	-	-	-	-	-	-	-	-
Kansas Highway Patrol	-	-	-	-	-	-	-	-	-
Kentucky State Police	X	-	-	-	-	-	-	-	-
Louisiana State Police	X	-	-	-	-	-	-	-	-
Maine State Police	X	-	-	-	-	-	-	-	-
Maryland State Police	X	-	-	-	-	-	-	-	-
Massachusetts State Police	X	-	-	-	X	4	48	-	-
Michigan State Police	X	-	-	-	-	-	-	-	-
Minnesota State Patrol	-	-	-	-	-	-	-	-	-
Mississippi Highway Safety Patrol	-	-	-	-	-	-	-	-	-
Missouri State Highway Patrol	X	-	-	-	-	-	-	-	-
Montana Highway Patrol	X	-	X	-	-	-	-	-	-
Nebraska State Patrol	X	X	-	-	-	-	-	-	-
Nevada Highway Patrol	X	-	-	-	-	-	-	-	-
New Hampshire State Police	X	-	-	-	-	-	-	-	-
New Jersey State Police	X	-	-	-	-	-	-	-	-
New Mexico State Police	X	-	-	-	-	-	-	-	-
New York State Police	X	-	-	-	-	-	-	-	-
North Carolina State Highway Patrol	-	-	-	-	-	-	-	-	-
North Dakota Highway Patrol	-	X	-	-	-	-	-	-	-
Ohio State Highway Patrol	-	-	-	-	-	-	-	-	-
Oklahoma Highway Patrol	X	-	-	-	-	-	-	-	-
Oregon State Police	X	-	-	-	-	-	-	-	-
Pennsylvania State Police	X	-	-	-	-	-	-	-	-
Rhode Island State Police	X	-	X	-	X	6	24	-	-
South Carolina Highway Patrol	X	-	-	-	-	-	-	-	-
South Dakota Highway Patrol	X	X	-	-	-	-	-	-	-
Tennessee Department of Safety	-	-	-	-	-	-	-	-	-
Texas Department of Public Safety	X	-	-	-	-	-	-	-	-
Utah Highway Patrol	X	X	-	-	-	-	-	-	-
Vermont State Police	X	-	-	-	-	-	-	-	-
Virginia State Police	X	-	-	-	-	-	-	-	-
Washington State Patrol	X	-	-	-	-	-	-	-	-
West Virginia State Police	X	-	-	-	-	-	-	-	-
Wisconsin State Patrol	X	-	-	-	-	-	-	-	-
Wyoming Highway Patrol	-	-	-	-	-	-	-	-	-

Note: Codes for the table are as follows:

- "X"=Agency performs function or operates facility.
- "-"=Agency does not perform function or operate facility.

Lockup facility is defined as a temporary overnight holding facility, physically separate from a jail. Maximum holding times for lockups are in hours.

Table 10b. Community policing plans, training, personnel, and facilities in State law enforcement agencies, 2000

Name of agency	Community policing plan	Personnel receiving community policing training			Community policing unit	Community policing officers	Number of:		
		Recruits	Officers	Civilians			School resource officers	Neighborhood/community substations	Fixed
Alabama Department of Public Safety	-	None	None	None	-	8	0	0	0
Alaska State Troopers	NF	All	Some	None	DP	0	0	0	0
Arizona Department of Public Safety	NF	None	Some	None	DP	0	0	40	0
Arkansas State Police	NF	None	None	None	DP	105	0	0	0
California Highway Patrol	FW	All	Some	Some	FTU	101	0	37	0
Colorado State Patrol	FW	All	None	None	DP	5	0	0	0
Connecticut State Police	FW	All	Some	None	FTU	48	15	59	0
Delaware State Police	FW	All	Some	Some	FTU	11	16	3	1
Florida Highway Patrol	-	None	None	None	-	0	0	0	0
Georgia State Patrol	-	None	None	None	-	0	0	0	0
Idaho State Police	-	All	Some	Some	-	0	0	0	0
Illinois State Police	FW	All	Some	Some	FTU	417	0	0	0
Indiana State Police	FW	All	Some	None	FTU	30	0	0	0
Iowa State Patrol	NF	All	All	None	-	12	14	0	0
Kansas Highway Patrol	-	All	All	None	-	0	6	0	0
Kentucky State Police	NF	Some	Some	None	PO	0	0	0	0
Louisiana State Police	-	None	None	None	-	13	0	0	0
Maine State Police	-	None	None	None	-	0	1	6	0
Maryland State Police	FW	All	Some	Some	PO	9	6	0	0
Massachusetts State Police	FW	All	Some	None	FTU	75	10	0	0
Michigan State Police	FW	Some	Some	None	DP	64	64	10	0
Minnesota State Patrol	-	All	All	Some	PO	11	11	67	0
Mississippi Highway Safety Patrol	-	None	None	None	-	0	0	0	0
Missouri State Highway Patrol	FW	All	Some	None	FTU	82	0	0	0
Montana Highway Patrol	FW	None	Some	None	DP	6	0	0	0
Nebraska State Patrol	FW	None	None	None	FTU	1	0	0	0
Nevada Highway Patrol	-	None	None	None	-	414	0	26	0
New Hampshire State Police	NF	Some	Some	Some	DP	0	0	0	0
New Jersey State Police	FW	None	Some	None	FTU	53	0	0	0
New Mexico State Police	NF	All	Some	None	DP	0	0	17	0
New York State Police	FW	All	Some	None	FTU	70	10	0	0
North Carolina State Highway Patrol	FW	None	None	None	PO	8	0	0	0
North Dakota Highway Patrol	NF	All	None	None	PO	0	0	0	0
Ohio State Highway Patrol	-	None	None	None	-	0	0	57	0
Oklahoma Highway Patrol	-	None	None	None	-	0	0	0	0
Oregon State Police	NF	All	None	None	DP	450	0	0	0
Pennsylvania State Police	-	None	None	None	-	46	0	0	0
Rhode Island State Police	FW	All	All	All	FTU	6	0	1	0
South Carolina Highway Patrol	-	All	None	None	PO	0	0	46	1
South Dakota Highway Patrol	-	None	None	None	-	0	0	0	0
Tennessee Department of Safety	-	None	None	None	-	0	0	0	0
Texas Department of Public Safety	-	None	None	None	-	0	0	133	0
Utah Highway Patrol	-	None	None	None	DP	0	0	0	0
Vermont State Police	NF	All	Some	None	-	0	0	0	0
Virginia State Police	-	All	All	All	PO	0	0	48	3
Washington State Patrol	FW	Some	Some	None	DP	82	0	32	0
West Virginia State Police	NF	All	Some	All	FTU	6	2	61	0
Wisconsin State Patrol	-	Some	None	None	-	0	0	0	0
Wyoming Highway Patrol	-	None	None	None	-	0	0	0	0

Note: Codes for agency community policing plan are as follows:

- "FW"=Agency has a formal, written community policing plan.
- "NF"=Agency has a community policing plan, but it is not a formal, written one.
- "-"=Agency does not have a community policing plan.

Community policing training refers to those personnel who received at least 8 hours of such training during the 12-month period ending June 30, 2000.

Codes for community policing unit are as follows:

- "FTU"=Agency has special unit with full-time personnel.
- "DP"=Agency has specially designated personnel assigned address to this task as needed, but no full-time special unit.
- "PO"=Agency has special policies or procedures that address this task, but no specially designated personnel.
- "-"=Agency has no special policies or procedures, or specially designated personnel to address this task.

Table 11b. Community policing activities and policies in State law enforcement agencies, 2000

Name of agency	Activities in 12-month period ending June 30, 2000						Geographic assignments		Officer problem-solving projects	
	Citizen academy	Citizen surveys	Citizen training	Community group meetings	Problem-solving partnership	Tech-nology upgrades	Investi-gators	Patrol officers	Actively encourage	Include in evaluation
Alabama Department of Public Safety	-	-	-	-	-	-	-	-	-	-
Alaska State Troopers	-	-	-	X	-	-	X	-	-	-
Arizona Department of Public Safety	X	X	X	X	X	-	X	X	-	-
Arkansas State Police	-	-	-	X	-	X	X	X	-	-
California Highway Patrol	-	X	X	X	X	X	-	X	X	X
Colorado State Patrol	-	-	-	X	-	X	-	X	X	-
Connecticut State Police	X	X	X	X	X	X	X	X	X	-
Delaware State Police	X	-	X	X	-	X	-	-	-	-
Florida Highway Patrol	-	X	-	-	-	-	-	-	-	-
Georgia State Patrol	-	-	-	-	-	-	-	-	-	-
Idaho State Police	-	X	-	X	-	-	-	-	-	-
Illinois State Police	-	X	-	X	X	-	-	X	X	X
Indiana State Police	-	X	X	X	X	X	X	X	X	X
Iowa State Patrol	-	-	-	X	-	X	-	-	-	-
Kansas Highway Patrol	-	-	-	X	-	-	-	-	-	-
Kentucky State Police	-	-	-	X	X	X	-	-	-	-
Louisiana State Police	-	-	-	X	-	-	X	X	-	-
Maine State Police	-	-	-	X	-	-	-	-	-	-
Maryland State Police	X	X	X	X	X	-	-	-	-	X
Massachusetts State Police	-	-	X	X	X	X	-	X	X	-
Michigan State Police	-	-	X	X	X	-	X	X	X	X
Minnesota State Patrol	-	-	-	X	-	-	-	-	-	-
Mississippi Highway Safety Patrol	-	-	-	-	-	-	X	X	-	-
Missouri State Highway Patrol	X	X	X	X	X	-	-	X	X	-
Montana Highway Patrol	-	-	-	X	X	-	-	X	-	X
Nebraska State Patrol	X	X	-	X	X	-	-	-	X	-
Nevada Highway Patrol	-	-	-	X	-	-	-	X	-	-
New Hampshire State Police	-	-	-	-	-	X	X	X	-	-
New Jersey State Police	-	X	-	X	-	X	X	X	-	-
New Mexico State Police	-	X	-	X	-	X	X	X	X	X
New York State Police	-	X	-	X	-	X	X	X	X	-
North Carolina State Highway Patrol	-	X	-	X	-	X	-	-	-	-
North Dakota Highway Patrol	-	-	-	X	-	-	-	X	-	-
Ohio State Highway Patrol	-	-	-	X	-	-	-	-	-	-
Oklahoma Highway Patrol	-	-	-	-	-	-	-	-	-	-
Oregon State Police	-	X	X	X	-	-	-	X	X	X
Pennsylvania State Police	X	-	-	X	-	-	-	-	-	-
Rhode Island State Police	-	X	-	X	X	X	X	X	X	X
South Carolina Highway Patrol	-	-	-	X	X	X	X	X	-	X
South Dakota Highway Patrol	-	-	-	-	-	-	-	-	-	-
Tennessee Department of Safety	-	-	-	X	-	X	-	X	-	-
Texas Department of Public Safety	-	-	-	-	-	-	-	-	-	-
Utah Highway Patrol	-	-	-	-	-	-	-	-	-	-
Vermont State Police	-	-	X	X	X	-	-	-	-	-
Virginia State Police	X	-	X	X	-	X	X	X	-	-
Washington State Patrol	X	X	X	X	X	X	X	X	X	X
West Virginia State Police	-	-	X	X	-	X	-	X	X	-
Wisconsin State Patrol	-	-	-	-	-	-	-	-	-	-
Wyoming Highway Patrol	-	-	-	X	-	-	-	-	-	-

Note: Codes for the table are as follows:

"X"=Agency participates in activity or has policy .

"-"=Agency does not participate in activity or have policy.

Table 12b. Special units, designated personnel, or policies and procedures to address youth and family problems in State law enforcement agencies, 2000

Name of agency	Agencies with a special unit, designated personnel, or policies and procedures to address:						
	Child abuse	Domestic violence	Drug education in schools	Gangs	Juvenile delinquency	Missing children	Youth outreach
Alabama Department of Public Safety	-	-	DP	-	-	FTU	-
Alaska State Troopers	PO	PO	DP	PO	PO	FTU	PO
Arizona Department of Public Safety	DP	DP	FTU	FTU	FTU	DP	DP
Arkansas State Police	FTU	-	DP	-	DP	DP	-
California Highway Patrol	PO	DP	PO	DP	DP	DP	DP
Colorado State Patrol	-	PO	DP	DP	-	-	DP
Connecticut State Police	DP	PO	FTU	FTU	FTU	DP	DP
Delaware State Police	DP	FTU	FTU	-	FTU	DP	FTU
Florida Highway Patrol	PO	PO	PO	-	-	-	-
Georgia State Patrol	-	-	FTU	-	-	-	-
Idaho State Police	PO	PO	-	PO	PO	FTU	-
Illinois State Police	PO	PO	FTU	FTU	DP	FTU	-
Indiana State Police	FTU	PO	DP	PO	PO	FTU	FTU
Iowa State Patrol	PO	PO	FTU	-	-	-	-
Kansas Highway Patrol	-	-	FTU	-	-	-	-
Kentucky State Police	DP	DP	DP	PO	PO	DP	PO
Louisiana State Police	-	-	DP	DP	-	-	-
Maine State Police	DP	PO	FTU	-	-	DP	-
Maryland State Police	DP	FTU	DP	DP	PO	FTU	PO
Massachusetts State Police	FTU	FTU	FTU	FTU	FTU	FTU	FTU
Michigan State Police	PO	DP	DP	-	DP	DP	DP
Minnesota State Patrol	PO	PO	DP	DP	PO	-	PO
Mississippi Highway Safety Patrol	-	-	DP	-	-	-	-
Missouri State Highway Patrol	FTU	DP	FTU	DP	FTU	FTU	PO
Montana Highway Patrol	-	PO	DP	PO	PO	PO	-
Nebraska State Patrol	DP	DP	DP	DP	DP	DP	DP
Nevada Highway Patrol	-	-	-	-	-	-	-
New Hampshire State Police	PO	FTU	FTU	PO	PO	FTU	-
New Jersey State Police	DP	DP	FTU	FTU	DP	FTU	DP
New Mexico State Police	DP	DP	DP	DP	DP	DP	DP
New York State Police	DP	FTU	FTU	PO	PO	PO	-
North Carolina State Highway Patrol	-	-	FTU	-	-	-	-
North Dakota Highway Patrol	-	DP	FTU	-	DP	DP	DP
Ohio State Highway Patrol	-	PO	-	PO	PO	PO	-
Oklahoma Highway Patrol	-	-	FTU	-	-	-	-
Oregon State Police	DP	DP	DP	FTU	DP	FTU	DP
Pennsylvania State Police	PO	PO	FTU	FTU	PO	PO	PO
Rhode Island State Police	PO	DP	DP	DP	DP	FTU	DP
South Carolina Highway Patrol	PO	PO	PO	PO	PO	PO	PO
South Dakota Highway Patrol	PO	PO	PO	-	PO	-	-
Tennessee Department of Safety	-	-	FTU	FTU	-	-	-
Texas Department of Public Safety	-	-	DP	-	-	FTU	-
Utah Highway Patrol	-	-	-	FTU	-	-	-
Vermont State Police	PO	PO	-	-	PO	-	-
Virginia State Police	DP	PO	FTU	DP	PO	DP	-
Washington State Patrol	-	PO	-	-	PO	FTU	-
West Virginia State Police	DP	PO	DP	DP	DP	FTU	-
Wisconsin State Patrol	-	PO	-	-	-	-	-
Wyoming Highway Patrol	-	-	-	-	-	-	-

Codes for table are as follows:

"FTU"=Agency has special unit with full-time personnel.

"DP"=Agency has specially designated personnel assigned address to this task as needed, but no full-time special unit..

"PO"=Agency has special policies or procedures that address this task, but no specially designated personnel.

"-"=Agency has no special policies or procedures, or specially designated personnel to address this task.

Table 13b. Special units, designated personnel, or policies and procedures to address youth and family problems in State law enforcement agencies, 2000

Name of agency	Agencies with a special unit, designated personnel, or policies and procedures to address:									
	Specific types of crimes				General issues or tasks					
	Bias/hate crime	Cyber-crime	Drunk driving	Environmental crimes	Crime analysis	Crime prevention	Internal affairs	Prosecutor relations	Repeat offenders	Victim assistance
Alabama Department of Public Safety	-	-	FTU	-	-	-	FTU	-	-	FTU
Alaska State Troopers	PO	DP	PO	PO	DP	PO	DP	PO	PO	PO
Arizona Department of Public Safety	PO	FTU	PO	-	FTU	DP	FTU	DP	-	DP
Arkansas State Police	-	-	PO	DP	FTU	-	DP	-	-	-
California Highway Patrol	DP	FTU	FTU	DP	FTU	PO	FTU	FTU	-	PO
Colorado State Patrol	-	-	DP	DP	-	-	FTU	-	-	FTU
Connecticut State Police	PO	FTU	PO	-	FTU	PO	FTU	PO	-	PO
Delaware State Police	PO	FTU	PO	-	FTU	FTU	FTU	-	FTU	FTU
Florida Highway Patrol	PO	-	FTU	-	PO	-	DP	-	-	DP
Georgia State Patrol	-	-	FTU	-	-	-	FTU	-	-	PO
Idaho State Police	PO	DP	PO	FTU	FTU	-	DP	-	-	-
Illinois State Police	PO	FTU	DP	-	FTU	FTU	FTU	-	-	PO
Indiana State Police	PO	FTU	DP	PO	FTU	FTU	FTU	PO	PO	PO
Iowa State Patrol	PO	-	DP	-	PO	-	FTU	-	-	PO
Kansas Highway Patrol	-	-	FTU	FTU	-	-	FTU	FTU	-	-
Kentucky State Police	PO	FTU	DP	FTU	DP	PO	FTU	PO	PO	PO
Louisiana State Police	-	-	FTU	FTU	FTU	-	FTU	-	-	-
Maine State Police	PO	DP	PO	-	FTU	-	FTU	-	-	-
Maryland State Police	PO	FTU	FTU	FTU	FTU	PO	FTU	PO	PO	PO
Massachusetts State Police	FTU	FTU	FTU	FTU	FTU	FTU	FTU	FTU	FTU	FTU
Michigan State Police	-	DP	DP	PO	DP	DP	FTU	-	-	PO
Minnesota State Patrol	PO	-	FTU	-	DP	PO	FTU	PO	PO	PO
Mississippi Highway Safety Patrol	-	-	DP	-	-	-	FTU	-	-	-
Missouri State Highway Patrol	DP	FTU	FTU	-	FTU	FTU	FTU	PO	-	DP
Montana Highway Patrol	PO	-	FTU	-	FTU	DP	PO	FTU	-	-
Nebraska State Patrol	DP	FTU	DP	DP	FTU	FTU	FTU	DP	DP	DP
Nevada Highway Patrol	-	-	-	-	-	-	FTU	-	-	-
New Hampshire State Police	-	FTU	FTU	-	FTU	-	FTU	FTU	-	FTU
New Jersey State Police	DP	FTU	DP	-	FTU	DP	FTU	-	-	FTU
New Mexico State Police	DP	DP	DP	DP	FTU	DP	FTU	FTU	DP	DP
New York State Police	DP	FTU	PO	PO	FTU	DP	FTU	-	-	FTU
North Carolina State Highway Patrol	-	-	PO	-	PO	PO	FTU	-	PO	-
North Dakota Highway Patrol	-	-	DP	DP	-	PO	FTU	DP	DP	FTU
Ohio State Highway Patrol	PO	-	DP	-	PO	PO	FTU	PO	-	PO
Oklahoma Highway Patrol	-	-	DP	-	-	-	FTU	DP	-	-
Oregon State Police	DP	FTU	FTU	FTU	DP	DP	FTU	DP	PO	PO
Pennsylvania State Police	DP	FTU	PO	-	FTU	FTU	FTU	-	PO	PO
Rhode Island State Police	PO	PO	PO	PO	FTU	FTU	FTU	FTU	DP	FTU
South Carolina Highway Patrol	PO	PO	DP	PO	PO	PO	FTU	PO	PO	PO
South Dakota Highway Patrol	PO	-	DP	-	-	-	PO	-	-	-
Tennessee Department of Safety	-	-	FTU	-	-	-	FTU	-	-	-
Texas Department of Public Safety	-	-	DP	DP	FTU	-	FTU	-	-	-
Utah Highway Patrol	-	-	FTU	-	-	-	FTU	-	-	-
Vermont State Police	PO	DP	PO	-	-	-	FTU	-	-	PO
Virginia State Police	DP	FTU	DP	-	FTU	FTU	FTU	PO	PO	DP
Washington State Patrol	-	DP	FTU	-	-	-	FTU	PO	PO	PO
West Virginia State Police	DP	DP	FTU	-	DP	FTU	FTU	-	-	-
Wisconsin State Patrol	-	-	DP	-	-	-	-	PO	-	-
Wyoming Highway Patrol	-	-	PO	-	-	-	PO	-	-	-

Note: Codes for table are as follows:

"FTU"=Agency has special unit with full-time personnel.

"DP"=Agency has specially designated personnel assigned address to this task as needed, but no full-time special unit.

"PO"=Agency has special policies or procedures that address this task, but no specially designated personnel.

"-"=Agency has no special policies or procedures, or specially designated personnel to address this task.

Table 14b. Number of vehicles operated, marked vehicle use policies, and number of animals maintained in State law enforcement agencies, 2000

Name of agency	Number of cars		Percent of cars marked	Vehicle use policy	Number of additional vehicles					Number of animals	
	Total	Per 100 officers			Bikes	Motor-cycles	Boats	Heli-copters	Planes	Dogs	Horses
Alabama Department of Public Safety	972	155	51 %	C	0	6	0	9	4	5	0
Alaska State Troopers	193	83	55	P	0	0	6	2	6	4	0
Arizona Department of Public Safety	1,488	142	64	C	0	57	0	5	4	21	0
Arkansas State Police	650	116	62	C	0	5	0	2	3	13	0
California Highway Patrol	3,072	46	75	C	14	432	0	9	15	42	6
Colorado State Patrol	550	84	75	-	0	20	0	0	5	6	0
Connecticut State Police	1,543	136	1	-	38	27	2	2	3	36	0
Delaware State Police	606	104	58	C	0	0	0	4	3	23	0
Florida Highway Patrol	1,976	119	86	C	0	44	0	3	11	31	0
Georgia State Patrol	890	113	79	C	0	0	0	14	2	4	0
Idaho State Police	282	97	73	C	0	16	0	0	1	4	0
Illinois State Police	2,450	117	51	P	44	13	0	0	6	36	0
Indiana State Police	1,715	134	47	P	0	0	0	8	4	6	0
Iowa State Patrol	438	96	87	C	0	0	0	0	9	7	0
Kansas Highway Patrol	644	141	86	C	0	3	0	7	3	8	0
Kentucky State Police	1,200	128	50	C	0	0	0	2	3	5	0
Louisiana State Police	1,461	156	76	P	6	12	1	7	6	13	0
Maine State Police	500	154	80	P	0	0	0	0	2	23	0
Maryland State Police	1,200	76	67	P	15	18	1	12	2	45	0
Massachusetts State Police	1,700	77	100	C	12	45	6	3	1	26	20
Michigan State Police	1,839	87	62	-	6	25	3	2	2	33	0
Minnesota State Patrol	582	106	82	C	0	0	0	3	7	10	0
Mississippi Highway Safety Patrol	559	105	84	C	0	6	0	3	2	10	0
Missouri State Highway Patrol	1,035	96	58	C	4	0	0	7	11	15	0
Montana Highway Patrol	205	100	98	C	0	0	0	1	1	0	0
Nebraska State Patrol	450	97	78	C	2	0	0	1	3	14	0
Nevada Highway Patrol	392	95	96	C	0	12	0	0	2	4	0
New Hampshire State Police	400	127	83	C	0	6	0	2	1	14	0
New Jersey State Police	1,638	64	45	C	20	0	82	5	0	7	0
New Mexico State Police	550	105	64	C	0	6	6	1	2	8	0
New York State Police	2,370	58	36	-	23	6	22	11	5	40	0
North Carolina State Highway Patrol	1,431	101	84	C	0	11	0	9	0	11	0
North Dakota Highway Patrol	108	86	93	C	0	0	0	0	1	3	0
Ohio State Highway Patrol	1,394	101	76	C	0	0	0	3	12	14	0
Oklahoma Highway Patrol	891	114	91	C	0	2	64	0	10	10	0
Oregon State Police	1,125	136	31	C	7	18	14	0	5	3	0
Pennsylvania State Police	1,355	33	65	C	0	23	0	7	6	13	30
Rhode Island State Police	162	73	63	C	0	15	0	0	0	6	0
South Carolina Highway Patrol	981	100	77	P	0	16	0	0	1	6	0
South Dakota Highway Patrol	179	117	95	C	0	0	0	1	1	11	0
Tennessee Department of Safety	993	110	89	C	10	11	1	6	0	31	0
Texas Department of Public Safety	1,804	58	74	C	0	0	6	7	8	29	0
Utah Highway Patrol	348	88	92	P	4	12	0	1	2	3	0
Vermont State Police	339	112	65	C	0	0	34	0	0	11	0
Virginia State Police	2,509	133	47	C	0	34	1	6	4	46	0
Washington State Patrol	1,178	119	75	C	10	30	0	0	7	11	0
West Virginia State Police	533	78	80	C	0	0	0	3	0	11	0
Wisconsin State Patrol	437	86	65	C	0	5	0	0	4	0	0
Wyoming Highway Patrol	168	114	98	C	0	0	0	0	0	0	0

Note: Ratio of cars per 100 officers is based on full-time officers only.

Codes for the table are as follows:

"P"=Officers allowed to take marked vehicles home and operate them for personal errands.

"C"=Officers allowed to take marked vehicles home for commuting purposes only.

"-"=Officers not allowed to take marked vehicles home.

---Data were not provided by an agency.

Table 15b. Type and caliber of sidearms authorized, body armor requirements for patrol officers, and supply or cash allowance for equipment in State law enforcement agencies, 2000

County	Sidearms authorized for primary or backup use							Armor wear policy	Supply or cash allowance for:			
	Semiautomatic						Revolver		Primary sidearm	Backup sidearm	Body armor	Uniform
	10mm	9mm	.45	.40	.380	Other						
Alabama Department of Public Safety	B	B	B	P	B	-	B	None	S	-	S	S
Alaska State Troopers	-	-	-	P	-	-	-	All	S	-	S	S
Arizona Department of Public Safety	-	B	B	P	B	-	B	Some	S	S	C	C
Arkansas State Police	-	-	-	P	-	-	-	Some	S	-	S	C
California Highway Patrol	B	B	B	P	B	-	B	All	S	-	S	C
Colorado State Patrol	-	B	B	P	B	-	-	All	S	-	S	S
Connecticut State Police	-	-	-	P	-	-	-	None	S	-	S	S
Delaware State Police	-	-	-	-	-	P	-	All	S	-	S	S
Florida Highway Patrol	-	-	-	P	-	-	-	None	S	S	S	S
Georgia State Patrol	-	-	-	P	-	-	-	None	S	S	S	S
Idaho State Police	-	P	P	-	-	-	-	All	S	-	S	S
Illinois State Police	-	-	-	P	-	-	-	All	S	-	S	S
Indiana State Police	-	-	-	P	B	-	-	None	S	S	S	S
Iowa State Patrol	-	-	-	P	-	-	-	None	S	-	S	S
Kansas Highway Patrol	B	B	P	B	B	-	B	None	S	-	S	S
Kentucky State Police	P	-	-	B	-	-	-	Some	S	S	S	S
Louisiana State Police	-	P	P	P	B	-	P	None	S	-	S	S
Maine State Police	-	-	P	-	-	-	-	None	S	-	S	S
Maryland State Police	B	B	B	P	-	-	-	All	S	-	S	S
Massachusetts State Police	-	-	-	P	-	-	-	None	-	-	-	-
Michigan State Police	-	P	-	-	-	-	B	All	S	S	S	S
Minnesota State Patrol	-	-	-	P	P	-	-	None	S	-	C	S
Mississippi Highway Safety Patrol	-	-	-	P	-	-	-	All	S	-	S	S
Missouri State Highway Patrol	B	B	B	P	B	-	-	All	S	-	S	C
Montana Highway Patrol	-	P	B	B	B	B	B	Some	S	-	S	S
Nebraska State Patrol	-	-	P	P	-	-	-	None	S	S	S	S
Nevada Highway Patrol	-	B	B	P	B	-	B	None	S	-	S	S
New Hampshire State Police	-	-	P	-	P	-	-	None	S	-	S	S
New Jersey State Police	-	P	-	-	-	-	B	All	S	-	S	S
New Mexico State Police	P	P	P	P	B	P	P	All	S	S	S	S
New York State Police	-	P	-	-	-	-	-	None	S	-	S	S
North Carolina State Highway Patrol	-	B	B	P	B	-	B	Some	S	-	S	S
North Dakota Highway Patrol	-	-	P	-	-	-	-	None	S	-	S	S
Ohio State Highway Patrol	-	-	-	P	-	-	-	All	S	-	C	S
Oklahoma Highway Patrol	P	P	P	P	B	-	P	All	S	-	S	S
Oregon State Police	-	-	-	-	P	-	P	All	S	-	S	S
Pennsylvania State Police	B	B	B	P	B	B	B	None	S	-	S	S
Rhode Island State Police	-	-	-	P	-	-	-	All	S	-	S	S
South Carolina Highway Patrol	-	-	-	P	-	-	B	All	S	S	S	S
South Dakota Highway Patrol	B	B	B	P	B	B	B	All	S	-	S	S
Tennessee Department of Safety	-	-	-	P	-	-	-	None	S	-	S	S
Texas Department of Public Safety	-	-	-	-	-	P	-	None	S	-	S	S
Utah Highway Patrol	P	P	P	P	-	B	B	Some	S	-	S	S
Vermont State Police	-	-	-	P	-	-	-	None	S	-	S	S
Virginia State Police	-	-	-	-	-	P	-	Some	S	-	S	S
Washington State Patrol	B	P	B	B	B	-	B	Some	S	-	S	S
West Virginia State Police	-	-	-	P	-	-	-	None	S	-	S	S
Wisconsin State Patrol	B	P	B	B	B	B	B	None	S	-	S	S
Wyoming Highway Patrol	B	B	B	P	B	-	-	None	S	-	S	S

Note: Armor wear policy refers to the proportion of the agency's field/patrol officers required to wear protective armor in the field.

Codes for sidearm authorization are as follows:

- "P"=Weapon authorized for use as primary sidearm.
- "B"=Weapon authorized for use as backup sidearm.
- "-"=Weapon not authorized for use.

Codes for equipment policies are as follows:

- "S"=Agency supplies item to officers.
- "C"=Agency provides cash allowance to officers for purchase of item.
- "-"=Agency does not supply item or provide cash allowance.

Table 16b. Types of nonlethal weapons authorized for use by officers in State law enforcement agencies, 2000

Name of agency	Impact devices			Chemical agents						Other weapons/actions			
	Baton	Rubber bullet	Soft projectile	Personal use			Tactical operations			Cap- ture net	Elec- trical device	Flash/ bang grenade	Hold or neck restraint
				Pepper spray	Tear gas	CS	Pepper spray	Tear gas	CS				
Alabama Department of Public Safety	C, T	-	-	-	-	-	X	X	X	-	-	X	-
Alaska State Troopers	T	-	-	X	-	-	-	-	X	-	X	X	-
Arizona Department of Public Safety	P, T	X	X	X	-	-	-	-	X	-	-	X	-
Arkansas State Police	T	-	-	X	-	-	X	-	-	-	-	-	-
California Highway Patrol	P, T	X	X	X	-	-	X	X	X	-	-	-	-
Colorado State Patrol	T	-	-	X	-	-	-	-	X	-	-	-	X
Connecticut State Police	P	-	-	X	-	-	-	X	X	-	-	-	-
Delaware State Police	T	-	-	X	-	-	X	X	X	-	-	X	-
Florida Highway Patrol	P, T	-	-	X	-	-	-	X	X	-	-	-	-
Georgia State Patrol	C, T	-	-	X	-	-	-	X	X	-	-	-	-
Idaho State Police	T	-	-	X	-	-	-	X	X	-	-	X	-
Illinois State Police	C, T	X	X	X	-	-	X	-	X	-	-	X	-
Indiana State Police	P, T	X	X	X	-	X	-	X	X	-	-	X	-
Iowa State Patrol	T	-	-	-	-	-	-	-	-	-	-	X	-
Kansas Highway Patrol	C, P, T	-	-	X	-	-	X	-	-	-	-	-	-
Kentucky State Police	C, P, T	X	X	X	-	-	-	X	X	-	-	X	X
Louisiana State Police	P, T	-	-	X	-	-	X	-	-	-	-	-	-
Maine State Police	C	-	-	X	-	-	X	X	X	-	-	-	-
Maryland State Police	P, T	-	-	X	-	-	-	X	X	-	-	-	-
Massachusetts State Police	C, P, T	-	X	X	-	-	X	X	-	-	-	X	-
Michigan State Police	T	-	-	X	-	X	-	X	-	-	-	-	-
Minnesota State Patrol	T	-	-	X	-	-	-	X	-	-	-	-	-
Mississippi Highway Safety Patrol	C, T	-	-	X	-	-	X	-	X	-	-	X	-
Missouri State Highway Patrol	T	-	X	X	-	-	X	X	X	-	-	X	X
Montana Highway Patrol	P	-	-	X	-	-	-	-	-	-	-	-	-
Nebraska State Patrol	C	-	-	X	-	-	-	-	-	-	-	-	-
Nevada Highway Patrol	C, P, T	-	-	X	-	-	-	X	X	-	-	-	-
New Hampshire State Police	P	-	-	X	-	-	X	-	-	-	-	-	-
New Jersey State Police	P	-	-	X	-	-	X	X	X	-	-	-	-
New Mexico State Police	C, T	-	-	X	-	-	X	X	X	-	-	X	-
New York State Police	C	-	-	X	-	-	-	-	-	-	-	-	-
North Carolina State Highway Patrol	P, T	-	-	X	-	-	X	X	X	-	-	-	-
North Dakota Highway Patrol	C	-	-	X	-	-	-	-	-	-	-	-	-
Ohio State Highway Patrol	C, T	-	-	X	-	-	-	X	X	-	X	-	-
Oklahoma Highway Patrol	C, T	-	-	X	-	-	X	X	X	-	-	X	X
Oregon State Police	T	-	-	X	-	-	X	X	X	-	-	X	-
Pennsylvania State Police	C, T	-	-	X	-	-	-	X	X	-	-	-	-
Rhode Island State Police	T	-	-	X	-	-	-	X	-	-	-	X	-
South Carolina Highway Patrol	T	-	-	X	-	-	-	-	-	-	-	-	-
South Dakota Highway Patrol	C, T	-	-	X	-	-	-	-	X	-	-	X	X
Tennessee Department of Safety	T	-	-	X	-	-	X	X	X	-	-	-	-
Texas Department of Public Safety	T	-	-	X	-	-	X	X	X	-	-	-	-
Utah Highway Patrol	T	-	-	X	-	-	-	X	X	-	-	X	-
Vermont State Police	C, T	-	-	X	-	-	-	X	X	-	-	X	-
Virginia State Police	T	-	-	X	-	-	X	X	X	-	-	X	-
Washington State Patrol	T	-	-	X	-	-	-	-	-	-	-	-	X
West Virginia State Police	-	-	-	X	-	-	-	-	-	-	-	X	-
Wisconsin State Patrol	T	-	-	X	-	-	-	-	-	-	-	-	-
Wyoming Highway Patrol	C, T	-	-	X	-	-	X	X	X	-	-	-	-

Note: Codes for nonlethal weapons are as follows:

- "X"=Agency authorizes the use of that type of nonlethal weapon.
- "-"=Agency does not authorize the use of that type of nonlethal weapon.

Codes for types of batons authorized are as follows:

- "C"=Collapsible baton
- "P"=PR-24 baton
- "T"=Traditional baton

Table 17b. Use of video cameras, night vision/electro-optic equipment, and vehicle stopping/tracking equipment in State law enforcement agencies, 2000

Name of agency	Number of video cameras			Night vision/electro-optic			Vehicle stopping/tracking			
	In patrol cars	Surveillance Fixed-site	Mobile	Traffic enforcement	Infrared (thermal) imagers	Image intensifiers	Laser range finders	Electrical engine disruptor	Stolen vehicle tracking	Tire deflation spikes
Alabama Department of Public Safety	121	0	0	0	-	-	-	-	-	X
Alaska State Troopers	15	0	0	0	X	X	X	-	-	X
Arizona Department of Public Safety	33	5	1	0	X	-	X	X	X	X
Arkansas State Police	120	5	1	120	X	-	-	-	-	X
California Highway Patrol	0	0	0	0	-	-	-	-	X	X
Colorado State Patrol	0	0	0	0	-	-	-	-	-	X
Connecticut State Police	0	0	0	0	-	-	-	-	-	X
Delaware State Police	7	0	5	0	X	-	-	-	X	-
Florida Highway Patrol	145	0	0	0	-	-	X	-	-	X
Georgia State Patrol	520	0	0	0	-	-	-	-	X	X
Idaho State Police	205	0	0	0	X	X	X	-	-	X
Illinois State Police	350	0	0	0	-	-	-	X	X	X
Indiana State Police	250	0	0	0	X	-	X	-	-	X
Iowa State Patrol	410	0	0	0	X	-	X	-	-	X
Kansas Highway Patrol	80	2	2	0	X	-	-	-	-	X
Kentucky State Police	350	0	0	0	X	X	X	-	-	X
Louisiana State Police	60	0	77	60	X	-	X	-	-	X
Maine State Police	55	0	0	0	-	X	-	-	-	X
Maryland State Police	62	2	2	66	X	X	X	-	X	X
Massachusetts State Police	10	0	0	0	X	-	-	-	X	X
Michigan State Police	122	90	6	122	-	-	-	-	X	X
Minnesota State Patrol	60	0	0	60	X	-	-	-	-	X
Mississippi Highway Safety Patrol	250	0	0	0	X	-	-	-	-	X
Missouri State Highway Patrol	15	30	20	0	X	X	-	-	-	X
Montana Highway Patrol	100	0	0	0	-	-	-	-	-	X
Nebraska State Patrol	147	6	0	0	X	-	-	-	-	X
Nevada Highway Patrol	15	0	0	15	X	-	-	-	X	X
New Hampshire State Police	15	12	1	0	-	-	-	-	-	X
New Jersey State Police	400	0	0	0	X	-	-	-	-	-
New Mexico State Police	177	10	0	0	X	X	X	-	-	X
New York State Police	164	0	12	0	X	X	X	-	X	X
North Carolina State Highway Patrol	186	0	0	0	X	-	X	-	-	X
North Dakota Highway Patrol	45	0	0	0	-	-	-	-	-	X
Ohio State Highway Patrol	979	0	0	0	-	-	-	-	-	X
Oklahoma Highway Patrol	124	0	0	0	-	-	-	-	-	X
Oregon State Police	85	0	0	0	-	-	X	-	-	X
Pennsylvania State Police	167	0	20	0	X	-	X	-	X	X
Rhode Island State Police	8	0	0	0	X	-	-	-	X	X
South Carolina Highway Patrol	400	0	0	0	-	X	X	-	-	-
South Dakota Highway Patrol	114	0	0	0	-	X	X	-	-	X
Tennessee Department of Safety	346	0	0	0	X	-	-	-	-	X
Texas Department of Public Safety	1,000	15	0	0	X	X	X	-	X	X
Utah Highway Patrol	238	0	0	0	-	-	-	-	-	X
Vermont State Police	112	0	112	112	-	-	-	-	-	X
Virginia State Police	130	0	0	0	X	X	-	-	X	X
Washington State Patrol	12	0	0	0	-	-	-	-	-	X
West Virginia State Police	130	0	50	0	X	X	-	-	-	X
Wisconsin State Patrol	35	0	0	0	-	-	X	-	-	X
Wyoming Highway Patrol	31	2	0	0	-	-	X	-	-	X

Note: Codes for types of equipment used are as follows:

- "X"=Agency uses that type of equipment.
- "-"=Agency does not use that type of equipment.

Table 18b. Use of in-field computers, automated fingerprint identification system (AFIS), and digital imaging in State law enforcement agencies, 2000

Name of agency	Number of in-field computers/terminals		Patrol officer access via in-field computer to:					Primary field report transmission method	Automated fingerprint identification system	Types of digital imaging used
	Total	Per 100 officers	Calls for service	Crime analysis files	Criminal history records	Driving records	Motor vehicle records			
Alabama Department of Public Safety	0	0	-	-	-	-	-	PR	SO	M
Alaska State Troopers	200	86	-	-	-	-	-	PR	EO	-
Arizona Department of Public Safety	220	21	-	X	-	X	X	PR	EO	M
Arkansas State Police	0	0	-	-	-	-	-	PR	EO	F
California Highway Patrol	5,495	82	-	-	X	X	X	PR	-	-
Colorado State Patrol	125	19	-	-	X	X	X	PR	-	-
Connecticut State Police	1,193	105	-	-	X	X	X	PR	EO	F
Delaware State Police	447	77	-	-	X	X	X	PR	SO	F
Florida Highway Patrol	0	0	-	-	-	-	-	PR	-	F, M
Georgia State Patrol	0	0	-	-	-	-	-	-	-	-
Idaho State Police	18	6	-	-	-	-	-	CM	SO	F, M
Illinois State Police	897	43	-	-	X	X	X	PR	EO	-
Indiana State Police	146	11	-	-	-	-	-	PR	EO	F, S
Iowa State Patrol	100	22	-	-	-	-	-	DD	RT	-
Kansas Highway Patrol	0	0	-	-	-	-	-	PR	-	-
Kentucky State Police	0	0	-	-	-	-	-	PR	EO	F, M, S
Louisiana State Police	585	63	-	-	X	X	X	PR	EO	-
Maine State Police	0	0	-	-	-	-	-	PR	SO	S
Maryland State Police	500	32	-	-	-	-	-	PR	SO	M, S
Massachusetts State Police	45	2	-	-	-	X	X	PR	EO	F
Michigan State Police	178	8	X	-	X	X	X	TL	EO	F, M, S
Minnesota State Patrol	225	41	-	-	-	X	X	PR	-	-
Mississippi Highway Safety Patrol	0	0	-	-	-	-	-	PR	EO	F
Missouri State Highway Patrol	0	0	-	-	-	-	-	PR	EO	-
Montana Highway Patrol	30	15	X	X	X	X	X	PR	SO	-
Nebraska State Patrol	10	2	-	-	-	-	-	PR	EO	-
Nevada Highway Patrol	67	16	-	-	-	X	X	PR	SO	-
New Hampshire State Police	285	90	-	-	-	-	-	PR	SO	-
New Jersey State Police	620	24	-	-	X	X	X	PR	EO	F
New Mexico State Police	70	13	X	X	X	X	X	CM	EO	F, M, S
New York State Police	900	22	-	-	-	-	-	PR	RT	-
North Carolina State Highway Patrol	890	63	X	X	X	X	X	PR	-	-
North Dakota Highway Patrol	70	56	-	-	-	X	X	DD	-	-
Ohio State Highway Patrol	236	17	-	-	-	X	X	DD	RT	-
Oklahoma Highway Patrol	50	6	-	-	-	-	-	-	-	-
Oregon State Police	350	42	X	-	X	X	X	PR	EO	F
Pennsylvania State Police	304	7	X	X	X	X	X	PR	EO	F, M, S
Rhode Island State Police	80	36	-	-	X	X	X	PR	EO	F, M, S
South Carolina Highway Patrol	225	23	-	-	-	X	X	PR	-	-
South Dakota Highway Patrol	9	6	-	-	-	-	-	PR	RT	M
Tennessee Department of Safety	279	31	-	-	X	X	X	PR	-	-
Texas Department of Public Safety	8	0	-	-	-	-	-	CM	EO	F, M, S
Utah Highway Patrol	220	55	-	-	X	X	X	DD	-	-
Vermont State Police	15	5	-	-	-	-	-	PR	SO	F, M, S
Virginia State Police	8	0	X	X	X	X	X	CM	EO	M
Washington State Patrol	585	59	-	-	-	X	X	-	SO	-
West Virginia State Police	0	0	-	-	-	-	-	CM	RT	-
Wisconsin State Patrol	586	115	-	-	X	X	X	PR	-	-
Wyoming Highway Patrol	47	32	-	-	-	-	-	PR	-	-

Note: Codes for types of equipment used are as follows:

- "X"=Agency uses that type of equipment.
- "-"=Agency does not use that type of equipment.

Table 19b. Functions of computers in State law enforcement agencies, 2000

Name of agency	Agencies using computers for:										
	Auto- mated booking	Crime analysis	Crime mapping	Criminal investi- gations	Fleet manage- ment	In-field communi- cations	In-field report writing	Infor- mation sharing	Per- sonnel records	Records manage- ment	Resource allocation
Alabama Department of Public Safety	-	X	-	X	X	-	-	X	X	X	-
Alaska State Troopers	-	X	-	X	X	X	X	X	X	X	-
Arizona Department of Public Safety	-	X	X	X	X	-	-	X	X	X	X
Arkansas State Police	-	X	-	X	-	-	X	X	X	-	-
California Highway Patrol	-	X	-	X	X	-	X	X	X	X	-
Colorado State Patrol	-	-	-	-	X	X	X	X	X	X	X
Connecticut State Police	-	X	X	X	X	X	-	X	X	X	X
Delaware State Police	-	X	X	X	-	-	X	-	X	X	-
Florida Highway Patrol	-	-	-	-	X	X	X	X	X	X	X
Georgia State Patrol	-	-	-	-	X	X	-	X	X	X	-
Idaho State Police	-	X	-	-	-	-	X	-	X	X	X
Illinois State Police	-	X	X	-	-	-	-	-	-	-	-
Indiana State Police	-	X	-	X	X	X	X	X	X	X	X
Iowa State Patrol	-	X	X	-	X	X	X	X	X	X	-
Kansas Highway Patrol	-	-	X	-	-	X	X	-	X	X	-
Kentucky State Police	-	X	-	X	-	-	-	-	X	X	-
Louisiana State Police	-	X	-	X	X	X	X	X	X	X	X
Maine State Police	-	-	-	-	-	-	-	-	-	-	-
Maryland State Police	-	X	X	X	X	X	X	X	X	X	X
Massachusetts State Police	-	X	X	X	X	X	X	X	X	X	X
Michigan State Police	-	X	X	X	-	X	X	X	X	X	X
Minnesota State Patrol	-	-	-	X	X	X	X	X	X	X	X
Mississippi Highway Safety Patrol	-	-	-	X	X	-	-	X	X	-	-
Missouri State Highway Patrol	-	X	-	X	X	-	X	X	X	X	X
Montana Highway Patrol	-	-	X	-	X	X	X	X	X	X	X
Nebraska State Patrol	-	X	-	-	X	-	X	X	X	X	-
Nevada Highway Patrol	-	-	-	-	X	-	-	-	X	X	-
New Hampshire State Police	-	X	-	X	X	X	X	X	X	X	X
New Jersey State Police	-	X	X	X	X	X	X	X	X	X	X
New Mexico State Police	-	X	X	X	X	X	X	X	X	X	X
New York State Police	-	X	X	X	X	X	X	X	X	X	X
North Carolina State Highway Patrol	-	-	-	-	-	X	X	X	X	X	X
North Dakota Highway Patrol	-	-	-	-	X	X	X	-	X	X	-
Ohio State Highway Patrol	-	X	-	X	X	-	X	-	X	X	X
Oklahoma Highway Patrol	-	-	-	-	-	X	X	-	-	-	-
Oregon State Police	-	X	X	X	X	X	X	X	X	X	X
Pennsylvania State Police	X	X	X	X	X	-	-	X	X	X	X
Rhode Island State Police	X	X	-	-	X	X	X	X	X	X	X
South Carolina Highway Patrol	-	-	-	-	-	X	-	X	-	-	X
South Dakota Highway Patrol	-	-	X	X	X	X	X	X	X	X	-
Tennessee Department of Safety	-	-	-	-	X	-	-	-	X	X	-
Texas Department of Public Safety	-	X	X	X	X	X	X	-	X	X	X
Utah Highway Patrol	-	-	-	-	-	X	X	X	X	X	-
Vermont State Police	-	X	-	X	X	-	-	X	X	-	-
Virginia State Police	-	X	X	X	X	X	X	X	X	X	X
Washington State Patrol	-	X	-	X	X	-	-	-	X	X	X
West Virginia State Police	-	X	-	X	X	X	X	X	X	X	X
Wisconsin State Patrol	-	-	-	-	X	-	X	-	X	X	X
Wyoming Highway Patrol	-	-	-	-	-	X	X	X	X	X	-

Note: Codes for computerized functions are as follows:

"X"=Agency uses computers for that function.
 "-"=Agency does not use computers for function.

Table 20b. Computerized information files maintained by State law enforcement agencies, 2000

Name of agency	Agencies maintaining computerized files pertaining to:											
	Alarms	Arrests	Calls for service	Crime analysis (linked)	Criminal history histories	Incident reports	Stolen property	Traffic accidents	Traffic citations	Traffic stops	Use-of-force incidents	Warrants
Alabama Department of Public Safety	-	-	-	-	-	X	-	X	X	-	-	-
Alaska State Troopers	-	X	X	-	X	-	X	-	X	-	-	X
Arizona Department of Public Safety	-	X	X	X	X	X	-	-	-	-	-	-
Arkansas State Police	X	X	-	-	-	-	-	X	-	-	-	-
California Highway Patrol	-	X	X	-	-	X	-	X	X	X	-	-
Colorado State Patrol	-	X	X	-	X	X	-	X	X	X	X	-
Connecticut State Police	-	X	X	X	X	X	X	X	X	X	X	X
Delaware State Police	-	X	X	X	-	X	-	X	X	-	X	-
Florida Highway Patrol	-	X	X	-	-	X	-	X	X	X	-	-
Georgia State Patrol	-	-	-	-	-	-	-	X	X	-	-	-
Idaho State Police	-	-	-	X	X	X	-	X	X	-	-	X
Illinois State Police	-	X	-	X	X	X	-	X	X	X	X	-
Indiana State Police	-	X	-	-	X	-	X	X	X	-	-	X
Iowa State Patrol	-	-	-	-	-	X	-	X	X	-	-	-
Kansas Highway Patrol	-	-	-	-	-	X	-	X	X	-	X	-
Kentucky State Police	-	-	X	-	-	-	-	-	-	-	-	-
Louisiana State Police	-	X	X	-	X	X	X	X	-	-	-	X
Maine State Police	-	-	X	-	-	-	X	X	-	-	-	X
Maryland State Police	-	X	-	X	-	-	-	X	-	-	X	X
Massachusetts State Police	-	-	-	-	-	-	-	-	-	-	-	-
Michigan State Police	X	X	X	X	X	X	X	X	X	X	-	X
Minnesota State Patrol	-	X	X	-	-	X	-	X	X	-	-	-
Mississippi Highway Safety Patrol	-	-	-	-	X	-	X	X	-	-	-	-
Missouri State Highway Patrol	-	X	X	X	X	X	X	X	X	X	X	X
Montana Highway Patrol	-	X	X	-	X	X	-	X	X	X	X	X
Nebraska State Patrol	-	-	X	-	X	-	X	-	X	-	-	-
Nevada Highway Patrol	-	-	-	-	X	-	-	X	X	-	-	X
New Hampshire State Police	-	X	X	X	X	X	X	X	X	X	X	X
New Jersey State Police	-	X	X	X	X	X	-	X	X	X	-	-
New Mexico State Police	-	X	X	X	X	X	X	-	-	-	X	X
New York State Police	X	X	X	X	-	X	X	X	X	-	X	X
North Carolina State Highway Patrol	-	X	X	-	-	-	-	X	X	X	X	-
North Dakota Highway Patrol	-	X	-	-	-	X	-	X	X	X	X	-
Ohio State Highway Patrol	-	-	-	-	-	X	-	-	X	-	X	-
Oklahoma Highway Patrol	-	-	-	-	-	-	-	X	X	X	-	-
Oregon State Police	-	X	X	X	X	X	X	X	X	X	X	X
Pennsylvania State Police	X	X	X	X	X	X	X	-	-	-	-	-
Rhode Island State Police	-	X	X	X	X	X	X	X	X	-	X	X
South Carolina Highway Patrol	-	-	-	-	-	X	-	X	X	X	X	-
South Dakota Highway Patrol	X	X	-	-	-	X	-	-	X	-	X	-
Tennessee Department of Safety	-	-	X	-	-	X	-	X	X	-	X	-
Texas Department of Public Safety	-	X	-	X	X	-	-	X	X	X	-	X
Utah Highway Patrol	-	X	X	-	-	X	-	X	X	X	X	-
Vermont State Police	X	X	X	-	X	X	X	-	-	-	X	-
Virginia State Police	-	X	X	X	X	X	X	X	X	X	X	X
Washington State Patrol	-	X	X	-	X	-	X	X	X	X	X	-
West Virginia State Police	-	-	-	-	X	X	X	X	-	-	X	-
Wisconsin State Patrol	-	-	-	-	-	-	-	-	-	-	-	-
Wyoming Highway Patrol	-	-	X	-	-	-	-	-	X	X	-	-

Note: Codes for computerized files as follows:

"X"=Agency has that type of information in computerized files.

"-"=Agency does not have that type of information in computerized files.